



CITY OF SACRAMENTO

36

OFFICE OF THE TREASURER
800 - 10TH STREET
SUITE 1
SACRAMENTO, CA 95814
TELEPHONE (916) 449-5318

CITY MANAGER'S OFFICE
RECEIVED
OCT 6 1982

THOMAS P. FRIERY
TREASURER
DONALD E. SPERLING
ASST. TREASURER

September 28, 1982

City Council of the City
of Sacramento
Sacramento, California

Honorable Members in Session:

SUBJECT: Short-Term Investment Pool Report - 4th Quarter FY 81/82


SUMMARY

Attached is the fourth quarter investment report for FY 1981/82.

RECOMMENDATION

This report is for your information and no specific action is required.

Respectfully submitted,


THOMAS P. FRIERY
City Treasurer

TPF/lv

Attachment

FILED
By the City Council
Office of the City Clerk

For City Council Information:


Walter J. Slupe, City Manger

OCT 12 1982

October 12, 1982



CITY OF SACRAMENTO

OFFICE OF THE TREASURER
800 - 10TH STREET
SUITE 1
SACRAMENTO, CA 95814
TELEPHONE (916) 449-5318

THOMAS P. FRIERY
TREASURER
DONALD E. SPERLING
ASST. TREASURER

CITY OF SACRAMENTO

INVESTMENT ACTIVITY REPORT FOR
ALL SHORT-TERM INVESTMENT POOLS
MANAGED IN THE CITY TREASURY

FOR THE FOURTH QUARTER
OF FISCAL YEAR 1981-82

FILED
By the City Council
Office of the City Clerk

OCT 12 1982

Respectfully submitted,

Thomas P. Friery
THOMAS P. FRIERY
City Treasurer

September 24, 1982

TO: Honorable Mayor and Members of Council
FROM: Thomas P. Friery, City Treasurer
SUBJECT: Short-Term Investment Pool Report - 4th Quarter FY 81/82

Transmitted herewith is the Investment Report for the various short-term investment pools managed by the City Treasurer's Office. It should be noted that additional investment activity is conducted by the City Treasurer's Office for the Sacramento City Employees Retirement System and certain of the separately invested Trust Funds of the City, but such investment activity is not reported herein. However, such other investment activity is reported directly to the Boards or Commissions overseeing those specific funds.

Very briefly, for the 4th quarter of FY 81-82, approximately \$96 million per day was invested in the various short-term investment funds managed by the City Treasurer's Office. In total \$3.276 million in interest income was earned during this quarter which is equivalent to an overall rate of return of 13.64% on the invested assets. Further, \$35,244.84 was charged as an investment cost recovery fee to the funds managed during this quarter to reimburse the General Fund for the City Treasurer's costs associated with conducting the investment program.

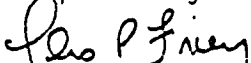
For the FY 81/82, approximately \$12.6 million in interest income in total has been earned on the average \$90.6 million per day of short-term investment funds managed. The income earned is equivalent to a rate of return of 13.83% on total invested assets for the fiscal year 1981/82. Finally, \$141,390.82 has been charged to the funds managed to reimburse the General Fund for the City Treasurer's costs associated with conducting the investment program.

Although the 13.64% rate of return earned for the 4th quarter and the 13.83% rate of return for the fiscal year on all short-term investment funds managed by the City Treasurer's Office compares favorably to the results of other short-term investment fund managers and indices of short-term interest rates during these periods, it is brought to your attention that City Investment Pool A produced rates of return of 13.81% for the 4th quarter and 14.24% for the fiscal year which averaged into the overall results. The superior investment performance results of City Investment Pool A is attributed primarily to the fact that the investment authority is not as restrictive as for the City Pool B and SHRA Pools C and D. SHRA Pool C has an exceptionally high rate of return of 14.34% during the 4th quarter of FY 81-82 primarily because this pool received \$5 million or 70% new money during the month of October, 1981, when interest rates were at all time highs, which continues to contribute to the overall yield.

Finally, for the 4th quarter a total of 370 investment transactions (purchases, sales and maturities) were executed with a total dollar value of approximately \$1.05 billion. For the FY 81/82 1,773 transactions have been executed with a total dollar value of approximately \$2.9 billion.

The detailed short-term investment pool report is provided for your information.

Respectfully submitted,


THOMAS P. FRIERY
City Treasurer

TPF/1v
Attachments



CITY OF SACRAMENTO

OFFICE OF THE TREASURER

800 - 10TH STREET
SUITE 1

SACRAMENTO, CA 95814
TELEPHONE (916) 449-5318

THOMAS P. FRIERY
TREASURER

DONALD E. SPERLING
ASST.-TREASURER

September 28, 1982

City Council of the City
of Sacramento
Sacramento, California

Honorable Members in Session:

SUBJECT: Short-Term Investment Pool Report - 4th Quarter FY 81/82


SUMMARY

Attached is the fourth quarter investment report for FY 1981/82.

RECOMMENDATION

This report is for your information and no specific action is required.

Respectfully submitted,


THOMAS P. FRIERY
City Treasurer

TPF/lv

Attachment

For City Council Information:

Walter J. Slipe, City Manger

October 12, 1982

SHORT-TERM INVESTMENT ACTIVITY REPORT

INDEX

Description of Various Short-Term Investment Pools
Managed in City Treasury ----- A-1

 City Investment Pool A Participating Funds ----- A-1a

 City Investment Pool B Participating Funds ----- A-1b

 SHRA Investment Pool C Participating Funds ----- A-1c

 SHRA Investment Pool D Participating Funds ----- A-1d

Glossary of Investment Terms Contained in Report ----- A-2

Investment Highlight Report ----- A-3

Investment Activity Consumated ----- A-4

Investments Bought, Sold and Held, Interest Income
Earned and Calculation of Investment Cost Recovery Fee

 City Investment Pool A ----- A-5

 City Investment Pool B ----- A-6

Earned Interest Detail

 City Investment Pool A ----- A-7

 City Investment Pool B ----- A-8

Repurchase Agreements ----- A-9

Apportionment of Investment Income

 City Investment Pool A ----- A-10

 City Investment Pool B ----- A-11

Apportionment of Investment Cost Recovery Fee

 City Investment Pool A ----- A-12

 City Investment Pool B ----- A-13

36

DESCRIPTION OF VARIOUS SHORT-TERM INVESTMENT POOLS
MANAGED IN CITY TREASURY

City Investment Pool A is a short-term investment vehicle for the cash balances of all funds of the City of Sacramento with the exception of the Water, Sewer, and Parking Authority funds of the City of Sacramento, the Sacramento Housing and Redevelopment Agency funds which are deposited with the City of Sacramento and, finally, the permanent long-term investments of trust funds of the City of Sacramento, i. e., Retirement System, Ann Land and Bertha Henschel Memorial Funds. See Attachment A-1a for a list of the funds comprising City Investment Pool A.

City Investment Pool B is the investment vehicle for the cash balances of the Water, Sewer, and Parking Authority funds of the City of Sacramento. Such pool was separately established as a result of the covenants contained in the indentures on the outstanding Water, Sewer and Parking bond issues which restrict the investment authority for these funds. Attachment A-1b lists the funds comprising City Investment Pool B.

SHRA Investment Pool C is a short-term investment vehicle for the cash balances of all Federal Funds of SHRA which have been transferred to the City of Sacramento by the Agency for investment. The investment authority of this is restricted to authorize federally-insured investments or public fund deposits which generally provide less investment return than other investments authorized for purchase by the City of Sacramento or State of California. See Attachment A-1c for a list of funds comprising SHRA Investment Pool C.

SHRA Investment Pool D is a short-term investment vehicle for the cash balances of all "local money funds" of SHRA which have been transferred to the City of Sacramento by the Agency for investment. The investment authority of this Pool permits the acquisition of money market investments similar to those purchased by City Investment acquisition of money market investments similar to those purchased by City Investment Pool A. See Attachment A-1d for a list of funds comprising SHRA Investment Pool D.

CITY OF SACRAMENTO POOL A
PARTICIPATING FUNDS

<u>Fund No.</u>	<u>Description</u>
1-01	General Fund
2-02	Gas Tax 2106
2-03	Gas Tax 2107
2-04	Public Works Empl. Act I
2-06	Housing/Redevelopment Agency Capitol Improv.
2-07	Community Development Block Grant
2-08	Traffic Safety
2-09	Major Street Construction
2-11	General Revenue Sharing
2-25	Supplemental Retirement Contribution
2-32	Urban Development Action Grant
2-35	Transportation Development Act--Bikeway(3)
2-40	Pocket Area Trunk--Sewer Maintenance
2-42	Metro Arts Fund
2-43	Bikeway
2-44	Park Development
2-45	Ceta
2-46	Mt. Valley Library System
2-47	Gas Tax 2107.5
2-48	State Grants--Commercial Services
2-49	Bridge Construction
3-26	Debt Service
4-12	Parking
4-15	Waste Removal
4-16	Lawn & Garden Refuse
4-17	Boat Harbor
4-18	Golf Fund
4-19	Community Center
4-20	Fleet Management
4-21	Risk Management
4-22	Retirement Contribution
4-23	Central Services
4-24	Camp Sacramento
5-33	Capitol Area Development Authority
5-41	Sacramento Transit Development
5-51	Retirement Trust
5-52	Ann Land Indigent
5-53	Ann Land Memorial
5-54	Fratt Fund
5-55	Bertha Henschel Indigent
5-56	Bertha Henschel Memorial
5-58	Crocker TR-ART ACQ.
5-60	Strong Motion Instrument Act
5-61	Animal Contrl Deposits
5-62	City Hall Vending Machine
5-63	Alice Miller
5-64	Shige Tahara

CITY OF SACRAMENTO POOL A
PARTICIPATING FUNDS (Cont.)

<u>Fund No.</u>	<u>Description</u>
5-65	History Grant
5-66	Crocker TR--Catalog
5-67	Crocker TR--Special Events
5-68	Crocker Construction
5-69	Crocker Master TR--Suspense
5-70	ICMA--City Manager's Assn.
5-71	Recreation Program
5-72	Handicapped Recreation Program
5-73	Sickle Cell Tournament
5-74	Tennis Program
5-75	Senior Citizens Tours
5-77	Crocker Master Trust--General
5-78	Crocker TR-DE Gaston
5-79	Crocker TR-M.S. Lord
5-80	Cama Suspense
5-81	Cama--Building
5-82	Cama--Acquisition
5-83	Cama--General
5-84	Cama--Rowles
6-36	Muni. Improvement Act--1913
6-38	1915 Assessments
6-39	1911 Assessments
7-10	Quimby Act
7-37	1965 Flood & Drainage
9-27	Utility Revolving
9-29	Community Center Authority
9-30	Convention Bureau
9-31	Downtown Business Improvement Assn.
9-99	Deferred Account

36

CITY OF SACRAMENTO POOL B
PARTICIPATING FUNDS

<u>Fund No.</u>	<u>Description</u>
4-13	Water
4-14	Sewer
9-28	Parking Authority

SHRA POOL C
PARTICIPATING FUNDS

<u>Fund No.</u>	<u>Description</u>
9403	CD 77-78
9404	CD 78-79
9405	CD 79-80
9406	CD 80-81
9420	Project 3 PEA R-18
9421	Project 4 PEA R-67
9424	Rehab. Escrow
9428	5 PEA A-16
9430	Project 3 PTLRF R-18
9431	Project 4 PTLRF R-67
9501	5-1,2,3,5, NH, RO, CE SF391
9502	7-1, 2A, 2B4 DR. SF175
9503	7-3 County Leasing SF309
9504	5-4 City Leasing SF 299
9509	8-8 ST. Sec. 8 SF623A1-1
9510	5-8 City Sec. 8 SF474
9511	7-8 County Sec. 8 SF475
9601	5-1,2,3,5 MOD SF391
9602	7-1, 2A, 2B, 4 MOD SF175
9651	CDC
9652	SENP
9653	FGP
9654	Central Kitchen
9701	CAL 5-19 Develop SF391
9702	CAL 5-20 Develop SF391
9703	CAL 5-21 Develop SF391
9704	CAL 5-22 Develop SF391
9705	CAL 5-23 Develop SF391
9706	CAL 5-24 Develop SF391
9751	CAL 7-4 Develop SF175
9752	CAL 7-5 Develop SF175
9753	CAL 7-7 Development
9754	CAL 7-8 Development
9755	CAL 7-9 Development

SHRA POOL D
PARTICIPATING FUNDS

<u>Fund No.</u>	<u>Description</u>
9001	Revolving Fund
9002	2-A Tax Increment
9004	4 Tax Increment
9005	5 Tax Increment
9006	6 Tax Increment
9007	7 Tax Increment
9008	Central City Tax Inc.
9009	Parking Facility Fund
9010	Emergency Reserve Fund
9023	Replacement Housing
9025	City Loan Rev. Fund
9026	Library Rental Revenue
9027	Trust Deposit Account
9029	Sacramento Heritage
9030	Alkali Flat Elderly Housing
9325	County Loan Revenue Fund
9340	County Racs
9806	6-1 Ping Yuen SF777
9807	6-2 Kennedy SF1359
9808	6-4 8 SCAT. SF647
9815	SHA City Local Tax
9823	County Rehab. Loan
9828	6-3 San Jose/Broadway
9829	6-5 Wildflower
9830	6-6 Akali Flat Elderly
9832	Golden Era
9895	SHA County Local Tax
9906	6-1 Ping Yuen Sec. Dep.
9907	6-2 Kennedy Sec. Dep.
9908	6-4 8 SCAT Sec. Dep.
9928	6-3 SJ/Broadway Sec. Dep.
9929	6-5 Wildflower Sec. Dep.
9930	Unknown
9950	Int H/R C 9-51 Fed
9951	Int H/R D 9-52 Local

GLOSSARY OF INVESTMENT TERMS CONTAINED IN INVESTMENT REPORT

Average Daily Funds Invested designated the average daily amount of monies that were actually invested by the City Treasury during the reporting period. The following designates the time period covered in the reporting quarters.

	<u>City Pools A & B</u>	<u>SHRA Pools C & D</u>
1st Quarter	7/1/81 -- 10/2/81	7/1/81 -- 9/30/81
2nd Quarter	10/3/81-- 1/1/82	10/1/81 --12/31/81
3rd Quarter	1/2/82 -- 4/2/82	1/1/81 -- 3/31/82
4th Quarter	4/3/82 -- 7/2/82	4/1/82 -- 6/30/82

Interest Income Earned represents on an accrual accounting basis the income earned in the reporting period. Interest income earned is apportioned to all City funds participating in City Pool A and Pool B. However, only interest income received is apportioned to SHRA Pool C and Pool D.

Rate of Return designates the annualized rate of investment return earned. The calculation requires annualizing interest income earned within the reporting period and dividing by the actual dollars invested during the reporting period.

Investment Cost Recovery Fee is a charge by the City Treasurer's Office to the short-term investment funds managed which is intended to recover the direct investment costs incurred by the City's General Fund in permitting the City Treasurer's Office to manage the investment funds. Such fee is presently .18% on the dollar amount of all short-term funds managed in the City Treasury, not to exceed \$143,000 for the fiscal year to end June 30, 1982. Such fee is charged to all short-term funds managed quarterly, with the exception of the City Employees Retirement System short-term investment monies which is not permitted to pay such fee.

Average Daily Funds Available designates the average daily amount of positive fund cash balances that were available for investment during the reporting period.

Federal Funds Average is the average cost of Federal funds in the U. S. Banking System and is considered a measure of short-term Federal Reserve economic policy.

90-Day UST Bill Average is the average cost of money incurred by the U. S. Treasury in their weekly sales of 90-day U. S. Treasury Bills and is considered a measure of the trend of short-term interest rates.

Local Agency Investment Fund is an optional investment pool managed by the State Treasurer for local governments in California to participate in. The interest rate shown is the rate of investment return earned (on a comparable basis with the City of Sacramento) that was earned by those cities and counties in California that have elected to participate in the State Treasurer's pool. At the present time approximately \$200 million is invested in the State Treasurer's pool by various cities and counties. In addition, the State Treasurer manages the Pooled Money Investment Account (PMIA) of the State of California which is all the investment monies of the State of California of approximately \$4.5 billion.

The PMIA account presently and generally earns approximately .50% greater investment return than the LAIF. Therefore, the LAIF and PMIA yield are indicators of investment performance being achieved in similar time periods and with similar authorized investment vehicles by other portfolio managers and can be considered when judging investment performance by the City short-term investment funds.

Merrill Lynch Pierce Fenner and Smith Ready Asset Account is a short-term investment pool created by the private sector for individuals to invest in. The interest rate shown is the total rate of return earned in the reporting period. It should be considered that many authorized investments of this fund are not authorized for investment by the City of Sacramento or other public funds and generally provide higher investment yield. Therefore, the Ready Asset Account is an indicator of short-term investment performance being achieved in the private sector.

Repurchase Agreements which are very short term investment instruments, generally for overnight or for a weekend, are allocated monthly to SHRA Pools C & D and quarterly to City of Sacramento Pools A & B.

36

INVESTMENT HIGHLIGHT REPORT 1/
CITY OF SACRAMENTO SHORT-TERM INVESTMENT POOLS
JULY 1, 1981 - JULY 2, 1982

<u>4th Quarter</u>	<u>Average Daily Funds Invested</u>	<u>Interest Income Earned</u>	<u>Rate of Return</u>	<u>Investment Cost Recovery Fee</u>
City Pool A - (See attached A-5,7,10,&12)	\$56,200,198.83	\$ 1,935,449.70	13.81%	\$ 17,218.33
City Pool B - (See attached A-6,8,11 & 13)	18,505,608.52	583,508.63	12.65%	8,304.71
SHRA Pool C <u>2/</u>	9,560,984.44	341,869.44	14.34%	4,290.65
SHRA Pool D <u>2/</u>	<u>12,102,375.55</u>	<u>415,513.25</u>	<u>13.77%</u>	<u>5,431.15</u>
 4th QUARTER TOTALS & AVERAGES	 <u>\$96,369,167.34</u>	 <u>\$ 3,276,341.02</u>	 <u>13.64%</u>	 <u>\$ 35,244.84</u>
 <u>FY through July 2, 1982</u>				
City Pool A	\$49,624,237.83	\$ 7,103,443.49 ^{4/}	14.24%	\$ 67,432.59
City Pool B	18,962,244.17	2,376,212.98	12.46%	34,319.05
SHRA Pool C <u>2/</u>	10,023,987.35	1,437,074.44	14.34%	18,043.15
SHRA Pool D <u>2/</u>	<u>11,997,805.48</u>	<u>1,690,973.22</u>	<u>14.09%</u>	<u>21,596.03</u>
 FY TOTALS & AVERAGES	 <u>\$90,608,274.83</u>	 <u>\$ 12,607,704.13</u>	 <u>13.83%</u>	 <u>\$ 141,390.82^{3/}</u>

YIELDS OF VARIOUS MONEY MARKET INDICES AND SELECTED INVESTMENT FUNDS

	<u>4th Quarter</u>	<u>FY 81-82</u>
Federal Funds Average	14.52%	14.98%
90-Day UST Bill Average	12.36%	13.09%
Local Agency Investment Fund (State Treasurer Pool)	12.01%	12.05%
Merrill Lynch Pierce Fenner & Smith Ready Asset Pool	13.33%	14.51%

- 1/ Refer to A-2 for Glossary of Investment Terms Used in this Report.
- 2/ SHRA Data is provided for City Finance Department information only. Supporting schedules have been reconciled and provided directly to the Agency.
- 3/ Because of legal restrictions, the Sacramento City Employees Retirement System is not permitted to pay the investment cost recovery fee which totals \$22,380.47 for FY 81-82. The \$22,380.47 is not included in the above-referenced total.
- 4/ Exclusive of \$74,662.00 from TRAN issue which was included in amount apportioned to Pool A funds with a positive average cash balance in the 2nd quarter of FY 81-82.

INVESTMENT ACTIVITY CONSUMMATED
July 1, 1981 through July 2, 1982

	<u>No. of Investment Transactions</u>	<u>\$ Amount of Investment Transactions</u>
<u>1st Quarter</u>		
City Pool A	266	\$ 241,410,736
City Pool B	6	6,886,972
SHRA Pool C	160	149,392,612
SHRA Pool D	<u>173</u>	<u>196,416,161</u>
Total Activity 1st Quarter	<u>605</u>	<u>\$ 594,106,481</u>
<u>2nd Quarter</u>		
City Pool A	147	\$ 111,590,526
City Pool B	11	15,686,362
SHRA Pool C	157	244,795,772
SHRA Pool D	<u>143</u>	<u>263,889,868</u>
Total Activity 2nd Quarter	<u>458</u>	<u>\$ 635,962,528</u>
<u>3rd Quarter</u>		
City Pool A	106	\$ 120,315,599
City Pool B	5	10,944,296
SHRA Pool C	98	203,634,338
SHRA Pool D	<u>131</u>	<u>287,655,760</u>
Total Activity 3rd Quarter	<u>340</u>	<u>\$ 622,549,993</u>
<u>4th Quarter</u>		
City Pool A	201	\$ 546,344,213
City Pool B	7	24,220,621
SHRA Pool C	67	194,340,921
SHRA Pool D	<u>95</u>	<u>284,300,565</u>
Total Activity 4th Quarter	<u>370</u>	<u>\$ 1,049,206,320</u>
<u>FY 81-82</u>		
City Pool A	720	\$ 1,019,661,074
City Pool B	29	57,738,251
SHRA Pool C	482	792,163,643
SHRA Pool D	<u>542</u>	<u>1,032,262,354</u>
Total Activity through July 2, 1982	<u>1,773</u>	<u>\$ 2,901,825,322</u>

86

Pool A

A-5

1

4th Qtr 81-82

CITY OF SACRAMENTO
TREASURY

EARNED INTEREST SUMMARY

PERIOD: 4/03/82 TO 7/02/82

RUN ON: 08/12/82

PAGE: 1/4

FUND 100 - INVESTMENT POOL A

LINE NO.	PURCHASE DATE	COUPON O/R	RATE	DESCRIPTION	MATURITY DATE	PAR VALUE	BOOK VALUE	YIELD/365	DATE SOLD/MAT	INTEREST RECEIVED THIS PER	TOTAL/NET EARNINGS
295	01/02/82	0	14.6250	STATE SAVINGS & LOAN	06/11/82	1,000,000.00	1,000,000.00	14.828	MATURED	28,843.75	28,031.25
290	02/11/82	0	16.6500	STATE SAVINGS & LOAN	07/09/82	500,000.00	500,000.00	16.881			21,043.75
308	04/27/82	0	16.0000	VALLEY FEDERAL S & L	07/26/82	1,000,000.00	1,000,000.00	16.222		28,888.89	29,777.78
292	02/25/82	0	16.5000	STATE SAVINGS & LOAN	08/02/82	500,000.00	500,000.00	16.729		20,854.17	20,854.17
309	04/27/82	0	16.0000	VALLEY FEDERAL S & L	09/23/82	1,000,000.00	1,000,000.00	16.222		28,888.89	29,777.78
SUBTOTAL TIME DEPOSITS				(ACTIVE)	42 DAYS	3,000,000.00	3,000,000.00	16.075		107,475.70	129,484.73
12551	02/04/82	0	13.7800	U.S.T. BILLS	08/05/82	500,000.00	465,167.22	16.760	05/21/82	22,641.11	11,540.55
SUBTOTAL TREASURY BILLS				(ACTIVE)	0 DAYS	0.00	0.00	16.760		22,641.11	11,540.55
12264	06/19/81	0	14.5000	U.S.T. NOTES	04/30/83	500,000.00	497,187.50	14.679		36,250.00	18,195.53
9844	07/21/81	0	15.6250	U.S.T. NOTES	05/31/83	1,000,000.00	996,475.52	15.942		78,125.00	39,571.43
13968	06/30/82	0	14.3750	U.S.T. NOTES	06/30/84	750,000.00	746,253.13	14.598			896.21
10058	08/20/81	0	16.0000	U.S.T. NOTES	11/15/84	500,000.00	500,725.12	15.903		58,700.45	19,861.60
12256	01/11/82	0	14.1250	U.S.T. NOTES	12/31/85	500,000.00	496,562.50	16.241		35,312.50	20,106.06
11557	12/02/81	0	12.2500	U.S.T. NOTES	02/25/87	500,000.00	491,562.50	13.404			16,422.33
5979	01/05/81	0	12.3750	U.S. TREAS. NOTES	01/15/88	500,000.00	498,186.62	12.591			15,629.53
7193	03/23/81	0	12.3750	U.S. TREAS. NOTES	01/15/88	250,000.00	244,429.53	13.182			8,008.47
7360	03/23/81	0	12.3750	U.S. TREAS. NOTES	01/15/88	500,000.00	488,033.78	13.236			16,051.21
8086	01/05/81	0	12.3750	U.S. TREASURY NOTES	01/15/88	455,000.00	453,349.82	12.591			14,222.87
9651	04/19/81	0	12.3750	U.S. TREAS. NOTES	01/15/88	500,000.00	490,096.93	13.614			16,607.01
13961	06/18/82	0	14.3750	U.S.T. NOTES	04/15/89	500,000.00	510,710.48	14.536			2,966.37
11460	06/24/81	0	12.7500	U.S. TREAS. NOTES	11/15/10	1,000,000.00	987,348.08	12.956		63,969.96	31,880.31
SUBTOTAL TREASURY NOTES				(ACTIVE)	2543 DAYS	7,455,000.00	7,401,621.51	14.140		272,357.91	220,423.93
11558	12/03/81	0	12.7500	U.S.T. BONDS	11/15/10	1,000,000.00	971,770.11	13.221		57,852.21	32,016.47
13975	06/18/82	0	14.0000	U.S. TREASURY BONDS	11/15/11	200,000.00	202,336.96	20.931	07/01/82	1,489.13	1,489.13
13977	06/18/82	0	14.0000	U.S. TREASURY BONDS	11/15/11	50,000.00	50,584.24	33.481	07/02/82	641.30	641.30
SUBTOTAL TREASURY BONDS				(ACTIVE)	10362 DAYS	1,000,000.00	971,770.11	13.592		59,982.64	34,146.90
10061	08/25/81	0	16.0000	F.H.L. BANK	08/27/84	500,000.00	497,968.75	16.245			20,168.35
12036	08/25/81	0	16.0000	F.H.L. BANK	08/27/84	500,000.00	500,000.00	16.044			20,000.00
SUBTOTAL FEDERAL HOME LOAN BANKS				(ACTIVE)	786 DAYS	1,000,000.00	997,968.75	16.144		0.00	40,168.35
7951	04/10/81	0	13.7500	FNMA	04/10/85	350,000.00	349,234.60	13.885		24,062.50	12,085.75
7952	04/10/81	0	13.7500	FNMA	04/10/85	350,000.00	350,000.00	13.788		24,062.50	12,031.25
SUBTOTAL FEDERAL NATIONAL MORTGAGE ASSOC.				(ACTIVE)	1012 DAYS	700,000.00	699,234.60	13.834		48,125.00	24,117.00

Pool A

4th Qtr 81-82

A-5

CITY OF SACRAMENTO
TREASURY

PERIOD: 4/03/82 TO 7/02/82

EARNED INTEREST SUMMARY

RUN ON: 08/12/82

PAGE: 2/4

FUND 100 - INVESTMENT POOL A

LINE NO.	PURCHASE DATE	COUPON D/R	RATE	DESCRIPTION	MATURITY DATE	PAR VALUE	BOOK VALUE	YIELD/365	DATE SOLD/MAT	INTEREST RECEIVED THIS PER	TOTAL/NET EARNINGS
9929	08/10/81	0	7.1250	CLEVELAND ELECTRIC	01/15/90	200,000.00	135,488.31	16.930			5,571.59
9930	08/10/81	0	12.8750	AMERICAN EXPRESS CREDIT	01/15/91	125,000.00	112,626.04	15.631			4,366.01
9931	08/10/81	0	7.2500	VIRGINIA ELEC. & POWER	06/01/99	228,000.00	128,535.00	18.128		8,835.00	5,809.16
9932	08/10/81	0	8.6250	DUKE POWER 1ST. MTG.	08/01/00	1,000,000.00	623,750.00	17.042			26,502.45
9933	08/10/81	0	7.5000	DUKE POWER	03/01/01	225,000.00	124,342.23	17.803			5,505.07
9934	08/10/81	0	7.6250	ILLINOIS POWER	06/01/03	500,000.00	278,250.00	17.352		19,062.50	12,059.02
9935	08/10/81	0	8.0000	COMMONWEALTH EDISON	10/15/03	250,000.00	142,761.62	17.965		12,485.34	6,242.67
9936	08/10/81	0	8.5000	FLORIDA POWER & LIGHT	01/01/04	100,000.00	62,189.60	16.958		5,121.36	2,563.09
9937	08/10/81	0	7.7500	POTOMAC ELECTRIC POWER	03/15/04	250,000.00	139,857.55	17.450			6,063.53
SUBTOTAL CORPORATE BONDS (ACTIVE) 6476 DAYS 2,878,000.00 1,748,300.35 17.134 45,504.20 74,682.59											
13072	04/01/82	0	9.5000	GNMA POOL 32708	09/15/09	236,221.06	217,618.64	10.524	05/01/82	1,882.42	1,754.04
13461	05/01/82	0	9.5000	GNMA POOL 32708	09/15/09	236,064.32	217,474.24	10.602	06/01/82	1,958.30	1,958.30
13787	06/01/82	0	9.5000	GNMA POOL 32708	09/15/09	234,928.30	216,427.68	10.640	07/01/82	1,892.73	1,892.73
14099	07/01/82	0	9.5000	GNMA POOL 32708	09/15/09	234,510.63	216,042.90	10.770			127.49
13063	04/01/82	0	9.5000	GNMA GPM POOL 90638	10/15/09	2,073,135.89	1,829,840.01	10.932	05/01/82	16,441.61	15,299.08
13066	04/01/82	0	9.5000	GNMA POOL 34704	10/15/09	737,049.52	679,006.87	10.616	05/01/82	5,924.88	5,524.34
13099	04/01/82	0	9.5000	GNMA POOL 33535	10/15/09	903,045.06	831,930.29	10.518	05/01/82	7,191.64	6,700.89
13452	05/01/82	0	9.5000	GNMA GPM POOL 90638	10/15/09	2,075,057.93	1,831,762.05	10.578	06/01/82	16,456.83	16,456.83
13455	05/01/82	0	9.5000	GNMA POOL 34704	10/15/09	735,907.89	677,955.14	10.181	06/01/82	5,862.36	5,862.36
13470	05/01/82	0	9.5000	GNMA POOL 33535	10/15/09	902,505.00	831,432.76	10.179	06/01/82	7,187.71	7,187.71
13778	06/01/82	0	9.5000	GNMA GPM POOL 90638	10/15/09	2,076,995.99	1,833,700.11	10.952	07/01/82	16,506.18	16,506.18
13781	06/01/82	0	9.5000	GNMA POOL 34704	10/15/09	735,445.38	677,529.05	10.576	07/01/82	5,889.71	5,889.71
13796	06/01/82	0	9.5000	GNMA POOL 33535	10/15/09	901,960.43	830,931.07	10.519	07/01/82	7,183.76	7,183.76
14093	07/01/82	0	9.5000	GNMA GPM POOL 90638	10/15/09	2,076,705.66	1,833,443.79	11.396			1,144.85
14096	07/01/82	0	9.5000	GNMA POOL 34704	10/15/09	734,589.14	676,240.24	10.768			399.31
14108	07/01/82	0	9.5000	GNMA POOL 33535	10/15/09	901,411.33	830,425.21	10.768			489.98
13069	04/01/82	0	9.5000	GNMA POOL 32997	12/15/09	938,029.40	864,159.56	10.520	05/01/82	7,471.99	6,962.32
13458	05/01/82	0	9.5000	GNMA POOL 32997	12/15/09	937,446.28	863,622.36	10.181	06/01/82	7,467.25	7,467.25
13784	06/01/82	0	9.5000	GNMA POOL 32997	12/15/09	936,858.30	863,080.68	10.765		7,416.79	8,145.94
13048	04/01/82	0	11.0000	GNMA POOL 38990	01/15/10	1,005,526.83	979,917.34	11.459	05/01/82	9,229.02	8,609.48
13057	04/01/82	0	11.0000	GNMA POOL 39406	01/15/10	963,200.94	938,669.42	11.459	05/01/82	8,840.34	8,246.85
13060	04/01/82	0	11.0000	GNMA POOL 38944	01/15/10	988,334.11	967,640.86	11.402	05/01/82	9,068.47	8,460.41
13434	05/01/82	0	11.0000	GNMA POOL 38990	01/15/10	1,005,067.89	979,470.09	11.089	06/01/82	9,224.33	9,224.33
13437	05/01/82	0	11.0000	GNMA POOL 39406	01/15/10	962,769.41	938,248.88	11.089	06/01/82	8,836.49	8,836.49
13449	05/01/82	0	11.0000	GNMA POOL 38944	01/15/10	987,916.24	967,231.74	11.035	06/01/82	9,064.72	9,064.72
13760	06/01/82	0	11.0000	GNMA POOL 38990	01/15/10	1,004,627.75	979,041.16	11.539		9,209.09	9,904.18
13763	06/01/82	0	11.0000	GNMA POOL 39406	01/15/10	962,333.74	937,824.31	11.461	07/01/82	8,834.61	8,834.61
13775	06/01/82	0	11.0000	GNMA POOL 38944	01/15/10	987,494.37	966,818.70	11.404	07/01/82	9,062.43	9,062.43
14084	07/01/82	0	11.0000	GNMA POOL 39406	01/15/10	961,815.04	937,318.82	11.539			592.65

Pool A
4th Qtr 81-82

A-5

CITY OF SACRAMENTO
TREASURY

EARNED INTEREST SUMMARY

PERIOD: 4/03/82 TO 7/02/82

RUN ON: 08/12/82

PAGE: 3/4

FUND 100 - INVESTMENT POOL A

LINE NO.	PURCHASE DATE	COUPON O/R	RATE	DESCRIPTION	MATURITY DATE	PAR VALUE	BOOK VALUE	YIELD/365	DATE SOLD/MAT	INTEREST RECEIVED THIS PER	TOTAL/NET EARNINGS
14090	07/01/82	0	11.0000	GNMA POOL 38944	01/15/10	986,997.74	966,332.47	11.469			607.28
13045	04/01/82	0	11.0000	GNMA POOL 38419	02/15/10	922,947.10	899,440.79	11.458	05/01/82	8,470.74	7,902.10
13051	04/01/82	0	11.0000	GNMA POOL 34752	02/15/10	967,626.69	942,982.46	12.009	05/01/82	9,307.76	8,711.59
13440	05/01/82	0	11.0000	GNMA POOL 38419	02/15/10	922,523.60	899,028.08	11.089	06/01/82	8,467.01	8,467.01
13443	05/01/82	0	11.0000	GNMA POOL 34752	02/15/10	950,436.07	926,229.66	11.094	06/01/82	8,727.33	8,727.33
13766	06/01/82	0	11.0000	GNMA POOL 38419	02/15/10	922,107.20	898,622.29	11.459	07/01/82	8,463.67	8,463.67
13769	06/01/82	0	11.0000	GNMA POOL 34752	02/15/10	949,848.46	925,657.02	11.538		8,706.94	9,363.89
14087	07/01/82	0	11.0000	GNMA POOL 38419	02/15/10	921,649.71	898,176.45	11.539			567.88
13054	04/01/82	0	11.0000	GNMA POOL 38980	03/15/10	944,673.67	920,614.01	11.460	05/01/82	8,671.24	8,089.23
13446	05/01/82	0	11.0000	GNMA POOL 38980	03/15/10	944,212.93	920,165.00	11.088	06/01/82	8,665.76	8,665.76
13772	06/01/82	0	11.0000	GNMA POOL 38980	03/15/10	943,801.84	919,764.38	11.538		8,651.52	9,304.08
13164	04/01/82	0	11.0000	GNMA POOL #43165	08/15/10	943,458.80	888,490.10	12.139	05/01/82	8,864.97	8,261.72
13479	05/01/82	0	11.0000	GNMA POOL #43165	08/15/10	963,031.28	888,095.85	11.742	06/01/82	8,856.89	8,856.89
13805	06/01/82	0	11.0000	GNMA POOL #43165	08/15/10	962,608.27	887,705.76	12.142	07/01/82	8,858.83	8,858.83
14117	07/01/82	0	11.0000	GNMA POOL #43165	08/15/10	962,160.05	887,292.42	12.394			602.57
12802	03/01/82	0	11.0000	GNMA POOL #43285	02/27/11	985,776.30	918,004.19	12.099		27,108.84	27,691.20
SUBTOTAL GNMA (ACTIVE) 10085 DAYS 12,600,751.95 11,851,319.73 11.193 329,925.66 330,930.79											
13308	04/05/82	0	14.6000	FEDERAL HOME LOAN BANK D	06/21/82	2,000,000.00	1,938,355.56	15.075	MATURED	61,644.44	61,644.44
SUBTOTAL FHLB DISCOUNT NOTES (ACTIVE) 0 DAYS 0.00 0.00 15.075 61,644.44 61,644.44											
12549	02/02/82	0	14.9500	FUJI N.Y. B.A.	04/14/82	1,000,000.00	970,515.28	15.618	MATURED	29,484.72	4,568.06
12895	03/24/82	0	14.1500	LONG TERM CREDIT BANK OF	07/07/82	900,000.00	862,856.25	14.964			32,191.25
13592	05/21/82	0	13.5000	MITSUBISHI BANK B.A.	08/02/82	1,000,000.00	972,625.00	14.073			16,125.00
12553	02/09/82	0	14.6000	BANK OF JAPAN B.A.	08/06/82	700,000.00	649,467.78	15.955			25,833.89
13963	06/25/82	0	14.9000	MITSUMI TRUST N.Y. B.A.	12/22/82	500,000.00	462,750.00	16.323			1,655.56
13965	06/25/82	0	14.9000	MITSUMI TRUST B A	12/22/82	1,500,000.00	1,388,250.00	16.323			4,966.67
13967	06/28/82	0	15.2000	TAI KORE	12/22/82	1,000,000.00	925,266.67	33.243	07/02/82	3,370.83	3,370.83
SUBTOTAL BA, FOREIGN (ACTIVE) 87 DAYS 4,600,000.00 4,335,949.03 15.520 32,855.55 88,711.26											
13591	05/06/82	0	15.0000	CHASE MAN. BANK C.P.	05/10/82	2,000,000.00	1,996,666.67	15.234	MATURED	3,333.33	3,333.33
13590	05/06/82	0	14.7500	CAT. TRACTOR C.P.	05/13/82	2,000,000.00	1,994,263.89	14.998	MATURED	5,736.11	5,736.11
SUBTOTAL COMMERCIAL PAPER, DISCOUNT BASED (ACTIVE) 0 DAYS 0.00 0.00 15.084 9,069.44 9,069.44											
10870	06/01/81	0	16.8750	B.A. CORP.	06/01/82	1,000,000.00	1,000,000.00	16.875	MATURED	98,437.50	26,718.75
11716	01/05/81	0	13.5000	CAP. FED. SAV. & LOAN NC	01/05/83	750,000.00	750,000.00	13.688		50,906.26	25,593.76
10220	02/26/81	0	14.7500	N. CAROLINA-N C D	02/28/83	1,500,000.00	1,500,000.00	14.955			55,927.08

36

Pool A
4th Qtr 81-82

A-5

CITY OF SACRAMENTO
TREASURY

EARNED INTEREST SUMMARY

PERIOD: 4/03/82 TO 7/02/82

RUN ON: 08/12/82

PAGE: 4/4

FUND 100 - INVESTMENT POOL A

LINE NO.	PURCHASE DATE	COUPON D/R	RATE	DESCRIPTION	MATURITY DATE	PAR VALUE	BOOK VALUE	YIELD/365	DATE SOLD/MAT	INTEREST RECEIVED THIS PER	TOTAL/NET EARNINGS
7182	03/16/81	0	14.8000	CROCKER BANK-NCD	03/15/83	1,125,000.00	1,125,000.00	15.006			42,087.50
7190	03/20/81	0	13.7500	1ST NATL BANK OF CHICAGO	03/22/83	500,000.00	500,000.00	13.941			17,378.47
7259	03/20/81	0	13.7500	LST NATL BK CHICAGO-NCD	03/22/83	500,000.00	500,000.00	13.941			17,378.47
7947	04/02/81	0	14.2500	1ST CHICAGO-NCD	04/05/83	750,000.00	750,480.03	14.431		54,103.25	27,007.77
8955	06/01/81	0	15.7500	CROCKER BANK C.D.	05/27/83	2,000,000.00	2,000,000.00	16.495		161,000.00	82,250.00
11715	01/05/81	0	13.2500	CAPITAL FED. SAV. & LOAN	01/05/84	750,000.00	750,000.00	13.434		49,963.61	25,119.86
7171	03/16/81	0	14.6000	CROCKER BANK-NCD	03/14/84	750,000.00	750,000.00	14.803			27,679.17
10067	08/26/81	0	16.7500	NATIONAL CITY N.C.D.	08/27/84	1,000,000.00	1,000,000.00	16.983			42,340.28
11391	11/25/81	0	13.8750	CROCKER NAT. BANK NCD	11/25/84	1,000,000.00	1,000,000.00	14.068		69,760.42	35,072.92
5397	06/02/80	0	10.5000	BANK OF AMERICA-NCD	06/03/85	3,000,000.00	3,000,000.00	10.646		159,250.00	79,625.00
11389	11/24/81	0	14.1250	CROCKER NAT. NCD	11/25/85	2,000,000.00	2,000,000.00	14.321		142,034.72	71,409.72
13981	07/02/82	0	15.9500	CROCKER NATIONAL BK. CD	06/02/86	800,000.00	800,000.00	16.171			354.44
11392	11/25/81	0	14.3750	CROCKER NAT. BANK NCD	11/25/86	1,000,000.00	1,000,000.00	14.575		72,274.31	36,336.81
13980	07/02/82	0	15.9500	CROCKER NATIONAL BK.	06/01/87	800,000.00	800,000.00	16.171			354.44
SUBTOTAL NEGOTIABLE CERT OF DEPOSIT (ACTIVE) 786 DAYS 18,225,000.00 18,225,480.03 14.211 857,730.07 612,634.44											
13959	06/07/82	0	14.0000	U.S. BANC CORP	06/07/83	1,500,000.00	1,500,000.00	13.962			14,918.03
11941	12/23/81	0	14.5000	B. OF A. PRIV. NOTES	12/22/83	4,000,000.00	4,000,000.00	13.116		193,333.33	130,803.61
SUBTOTAL TRANSPORTATION (ACTIVE) 484 DAYS 5,500,000.00 5,500,000.00 13.198 193,333.33 145,721.64											
FUND TOTAL (ACTIVE) 3265 DAYS 56,958,751.95 54,731,644.11 2,040,645.05 1,783,276.06											

Adj Earnings 152,173.64 152,173.64
Adj Bal 2,192,218.69 1,935,497.20

FUND STATISTICS

AVERAGE DAILY INVESTMENT BALANCE : 51,940,184.83
EARNED INTEREST YIELD THIS PERIOD : ~~13.771~~ 13.81
WEIGHTED AVG YIELD AT END OF PERIOD : 13.889
TOTAL INTEREST EARNED FOR FUTURE RECEIPT: 1,099,527.80

51,940,184.83
4,260,014.00 Avg Inv from Rptos
56,200,198.83 Total Invested for Pool A

cost Inv Fee Recovery Fee calculation

$$56,200,198.83 (\text{Avg Inv Bal}) \times .0018 (\text{Annual Fee}) \div 365 \frac{\text{days}}{\text{yr}} \times 91 \frac{\text{days}}{\text{4th Qtr}} = 25,220.80$$

36

Pool B

9th Qtr 81-82

CITY OF SACRAMENTO
TREASURY

A-b

EARNED INTEREST SUMMARY

PERIOD: 4/03/82 TO 7/02/82

RUN ON: 08/12/82

PAGE: 1/2

FUND 99 - INVESTMENT POOL B

LINE NO.	PURCHASE DATE	COUPON O/R	RATE	DESCRIPTION	MATURITY DATE	PAR VALUE	BOOK VALUE	YIELD/365	DATE SOLD/MAT	INTEREST RECEIVED THIS PER	TOTAL/NET EARNINGS
267	12/16/81	0	14.6250	STATE SAVINGS & LOAN	04/11/82	1,000,000.00	1,000,000.00	0.	MATURED		
266	12/16/81	0	14.5000	STATE SAVINGS & LOAN	12/16/82	3,000,000.00	3,000,000.00	14.701		109,958.33	109,958.33
SUBTOTAL TIME DEPOSITS (ACTIVE) 166 DAYS 3,000,000.00 3,000,000.00 14.701 109,958.33 109,958.33											
2038	12/04/79	0	10.3750	U S TRES NOTES	05/15/85	1,000,000.00	998,450.09	10.432		52,130.96	25,951.91
11425	12/11/81	0	12.7500	U.S.T. NOTES	02/15/87	1,000,000.00	970,930.71	13.925			33,599.24
7361	03/23/81	0	12.3750	U.S. TREAS. NOTES	01/15/88	250,000.00	244,429.53	13.182			8,008.47
8087	01/05/81	0	12.3750	U.S. TREASURY NOTES	01/15/88	45,000.00	44,836.80	12.591			1,406.66
9840	07/07/81	0	14.0000	U.S.T. NOTES	07/15/88	500,000.00	497,931.55	14.243			12,676.01
SUBTOTAL TREASURY NOTES (ACTIVE) 1585 DAYS 2,795,000.00 2,756,578.68 12.607 52,130.96 86,642.29											
2036	11/30/79	0	11.6000	FHLB DEBS	05/25/83	1,000,000.00	1,013,391.87	10.648		58,000.00	27,211.48
12005	06/30/81	0	14.5500	FEDERAL HOME LOAN	04/25/85	1,000,000.00	998,125.00	14.667		72,750.00	36,497.31
2037	11/30/79	0	11.3000	FHLB DEBS	11/25/86	2,000,000.00	2,033,635.31	10.790		113,000.00	54,962.24
SUBTOTAL FEDERAL HOME LOAN BANKS (ACTIVE) 1143 DAYS 4,000,000.00 4,045,152.18 11.767 243,750.00 118,671.03											
1832	11/13/79	0	11.7000	FEDERAL NATIONAL MORTGAG	10/10/84	2,000,000.00	2,000,000.00	11.732		117,000.00	58,500.00
7188	03/20/81	0	14.2500	FNMA	03/11/85	250,000.00	254,878.34	13.433			8,558.62
7203	03/23/81	0	14.2500	FNMA	03/11/85	250,000.00	254,406.49	13.515			8,592.24
7359	03/20/81	0	14.2500	FNMA	03/11/85	250,000.00	254,878.34	13.433			8,558.62
7362	03/23/81	0	14.2500	FNMA	03/11/85	250,000.00	254,406.49	13.515			8,592.24
SUBTOTAL FEDERAL NATIONAL MORTGAGE ASSOC. (ACTIVE) 882 DAYS 3,000,000.00 3,018,569.66 12.331 117,000.00 92,801.72											
2412	01/21/80	0	10.9000	FED FARM CREDIT BANK	01/21/85	2,500,000.00	2,500,000.00	10.930			68,125.00
2406	01/14/80	0	10.6000	FED FARM CREDIT BANK	10/23/89	1,000,000.00	986,867.67	10.950		53,000.00	26,886.34
SUBTOTAL FEDERAL FARM CREDIT BANKS (ACTIVE) 1425 DAYS 3,500,000.00 3,486,867.67 10.929 53,000.00 95,011.34											
11561	12/17/81	0	14.2500	BANK OF AMERICA NCD	12/17/84	1,000,000.00	1,000,000.00	14.448		72,041.67	36,020.83
12007	12/16/81	0	14.2500	CROCKER BANK NEG. C.D.	06/29/85	1,000,000.00	1,000,000.00	14.955		79,895.83	37,284.72
SUBTOTAL NEGOTIABLE CERT OF DEPOSIT (ACTIVE) 995 DAYS 2,000,000.00 2,000,000.00 14.701 151,937.50 73,305.55											
FUND TOTAL (ACTIVE) 1044 DAYS 18,295,000.00 18,307,168.19 727,776.79 576,390.26											

Pool B

4th Qtr 81-82

CITY OF SACRAMENTO
TREASURY

4-6

EARNED INTEREST SUMMARY

PERIOD: 4/03/82 TO 7/02/82

RUN ON: 08/12/82 PAGE: 2/2

FUND 99 - INVESTMENT POOL B

LINE NO.	PURCHASE DATE	COUPON O/R	RATE	DESCRIPTION	Maturity DATE	PAR VALUE	BOOK VALUE	YIELD/365	DATE SOLD/MAT	INTEREST RECEIVED THIS PER	TOTAL/NET EARNINGS
----------	---------------	------------	------	-------------	---------------	-----------	------------	-----------	---------------	----------------------------	--------------------

Total from pg. 1	727,776.79	576,340.26
Report Earnings	7,118.37	7,118.37
Adj. Bal.	<u>734,895.16</u>	<u>583,508.63</u>

FUND STATISTICS--

AVERAGE DAILY INVESTMENT BALANCE	:	18,307,168.19
EARNED INTEREST YIELD THIS PERIOD	:	12.628 12.65
WEIGHTED AVG YIELD AT END OF PERIOD	:	12.619
TOTAL INTEREST EARNED FOR FUTURE RECEIPT:	:	442,602.40

18,307,168.19
198,440.33 Avg Inv. from Rpos
18,505,608.52 Total Invested for Pool B

Calculation of Investment Cost Recovery Fee:

$$18,505,608.52 \text{ (Avg Inv Bal)} \times .0018 \text{ (Annual Fee)} = 365 \frac{\text{days}}{\text{yr}} \times 91 \frac{\text{days}}{\text{4th Qtr}} = \underline{\underline{\$8,304.71}}$$

Refer to Pg 4-13 for apportionment of fee

Pool A
4th Qtr 81-82

CITY OF SACRAMENTO
TREASURY

A-7

EARNED INTEREST DETAIL

PERIOD: 4/03/82 THROUGH 07/02/82

RUN ON: 09/10/82

PAGE: 01/8

FUND 100 - INVESTMENT POOL A

LINE NO.	DESCRIPTION PURCH RATE MATURITY		PRIOR PERIOD ACCRUED/PURCH	REC./BOOKED THIS PERIOD	PERIOD END ACCRUED	GAIN/(LOSS) AT SALE	EARNED THIS PERIOD	TOTAL/NET EARNINGS
295	STATE SAVINGS & LOAN 01/02/82 14.6250 06/11/82	INTEREST	812.50	28,843.75			28,031.25	28,031.25
290	STATE SAVINGS & LOAN 02/11/82 16.6500 07/09/82	INTEREST	462.50		21,506.25		21,043.75	21,043.75
308	VALLEY FEDERAL S & L 04/27/82 16.0000 07/26/82	INTEREST		28,888.89	888.89		29,777.78	29,777.78
292	STATE SAVINGS & LOAN 02/25/82 16.5000 08/02/82	INTEREST	458.33	20,854.17	458.33		20,854.17	20,854.17
309	VALLEY FEDERAL S & L 04/27/82 16.0000 09/23/82	INTEREST		28,888.89	888.89		29,777.78	29,777.78
12551	U.S.T. BILLS 02/04/82 13.7800 08/05/82	INTEREST	11,100.56	20,287.22		2,353.89	9,186.66 2,353.89	11,540.55
12264	U.S.T. NOTES 06/15/81 14.5000 04/30/83	INTEREST DISCOUNT	31,039.55 1,191.18	36,250.00	12,608.70 1,567.56		17,819.15 376.38	18,195.53
9644	U.S.T. NOTES 07/21/81 15.6250 05/31/83	INTEREST DISCOUNT	53,228.02 798.97	78,125.00	14,088.11 1,385.31		38,985.09 586.34	39,571.43
13964	U.S.T. NOTES 04/30/82 14.3750 06/30/84	INTEREST DISCOUNT			883.71 12.50		883.71 12.50	896.21
10058	U.S.T. NOTES 08/20/81 16.0000 11/15/84	INTEREST PREMIUM	50,283.45 -179.10	59,565.00 -212.38	10,652.17 -38.83		19,933.72 -72.11	19,861.61
12256	U.S.T. NOTES 01/11/82 14.1250 12/31/85	INTEREST DISCOUNT	18,143.99 194.40	37,458.57	575.75 410.13		19,890.33 215.73	20,106.06
11557	U.S.T. NOTES 12/02/81 12.7500 02/25/87	INTEREST DISCOUNT	21,269.46 538.66		37,295.01 940.44		16,025.55 401.78	16,427.33
5575	U.S. TREAS. NOTES 01/05/81 12.3750 01/15/88	INTEREST DISCOUNT	13,332.18 64.56		28,886.40 139.87		15,554.22 75.31	15,629.53
7193	U.S. TREAS. NOTES 03/22/81 12.3750 01/15/88	INTEREST DISCOUNT	6,666.09 198.31		14,443.20 429.67		7,777.11 231.36	8,008.47

56

Vol 1 A
4th Qtr 81-82

CITY OF SACRAMENTO
TREASURY

EARNED INTEREST DETAIL

PERIOD: 4/03/82 THROUGH 07/02/82

RUN ON: 09/10/82

A-7
PAGE: 02/8

FUND 100 - INVESTMENT POOL A

LINE NO.	DESCRIPTION	PRIOR PERIOD ACCRUED/PURCH	REC./BOOKED THIS PERIOD	PERIOD END ACCRUED	GAIN/(LOSS) AT SALE	EARNED THIS PERIOD	TOTAL/NET EARNINGS
7369	U.S. TREAS. NOTES 03/23/81 12.3750 01/15/88	INTEREST DISCOUNT	13,332.18 426.00	28,886.40 923.00		15,554.22 497.00	16,051.22
8086	U.S. TREASURY NOTES 01/05/81 12.3750 01/15/88	INTEREST DISCOUNT	12,132.29 58.75	26,286.62 127.28		14,154.33 68.53	14,222.86
9651	U.S. TREAS. NOTES 04/15/81 12.3750 01/15/88	INTEREST DISCOUNT	13,332.18 352.55	28,886.40 763.86		15,554.22 411.31	15,965.53
13961	U.S.T. NOTES 06/18/82 14.3750 04/15/89	INTEREST DISCOUNT	14,147.98	17,093.67 20.68		2,945.69 20.68	2,966.37
11460	U.S. TREAS. NOTES 06/24/81 12.7500 11/15/10	INTEREST DISCOUNT	48,957.18 168.92	63,750.00 219.96	16,976.90 59.55	31,769.72 110.59	31,880.31
11550	U.S.T. BONDS 12/03/81 12.7500 11/15/10	INTEREST DISCOUNT	48,957.18 328.10	63,750.00 441.98	16,976.90 132.87	31,769.72 246.75	32,016.47
13975	U.S. TREASURY BONDS 06/18/82 14.0000 11/15/11	INTEREST DISCOUNT	2,586.96	3,576.09 0.30		989.13 500.00	1,489.13
13977	U.S. TREASURY BONDS 06/18/82 14.0000 11/15/11	INTEREST DISCOUNT	646.74	913.04 0.08		266.30 375.00	641.30
10061	F.H.L. BANK 08/25/81 16.0000 08/27/84	INTEREST DISCOUNT	8,000.00 408.84	28,000.00 577.19		20,000.00 168.35	20,168.35
12036	F.H.L. BANK 08/25/81 16.0000 08/27/84	INTEREST	8,000.00	28,000.00		20,000.00	20,000.00
7951	FNMA 04/10/81 13.7500 04/10/85	INTEREST DISCOUNT	23,126.74 104.81	24,062.50	11,095.49 159.31	12,031.25 54.50	12,085.75
7952	FNMA 04/10/81 13.7500 04/10/85	INTEREST	23,126.74	24,062.50	11,095.49	12,031.25	12,031.25
9929	CLEVELAND ELECTRIC 08/10/81 7.1250 01/15/90	INTEREST DISCOUNT	3,087.50 1,722.08	6,650.00 3,731.17		3,562.50 2,009.09	5,571.59
9930	AMERICAN EXPRESS CREDIT 08/10/81 12.8750 01/15/91	INTEREST DISCOUNT	3,486.98 293.63	7,510.42 636.20		4,023.44 342.57	4,366.01

36

A-7

Pool A
4th Qtr 81-82

CITY OF SACRAMENTO
TREASURY

EARNED INTEREST DETAIL

PERIOD: 4/03/82 THROUGH 07/02/82

RUN ON: 09/10/82

PAGE: 03/8

FUND 100 - INVESTMENT POOL A

LINE NO.	DESCRIPTION PURCH RATE MATURITY		PRIOR PERIOD ACCRUED/PURCH	REC./BOOKED THIS PERIOD	PERIOD END ACCRUED	GAIN/(LOSS) AT SALE	EARNED THIS PERIOD	TOTAL/NET EARNINGS
9931	VIRGINIA ELEC. & POWER 08/10/81 7.7500 06/01/99	INTEREST DISCOUNT	5,988.17 3,609.12	8,835.00 ---	1,570.67 5,000.78		4,417.50 1,391.66	5,809.16
9932	DUKE POWER 1ST. MTG. 08/10/81 8.6250 08/01/00	INTEREST DISCOUNT	14,854.17 12,811.28		36,416.67 17,751.23		21,562.50 4,939.95	26,502.45
9933	DUKE POWER 08/10/81 7.5000 03/01/01	INTEREST DISCOUNT	1,500.00 3,024.96		5,718.75 4,311.28		4,218.75 1,286.32	5,505.07
9934	ILLINOIS POWER 08/10/81 7.6250 06/01/03	INTEREST DISCOUNT	12,920.14 6,555.56	19,062.50 ---	3,388.89 9,083.33		9,531.25 2,527.77	12,059.02
9935	COMMONWEALTH EDISON 08/10/81 8.0000 10/15/03	INTEREST DISCOUNT	9,333.33 2,321.47	10,000.00 2,485.34	4,333.33 1,078.80		5,000.00 1,242.57	6,242.67
9936	FLORIDA POWER & LIGHT 08/10/81 8.5000 01/01/04	INTEREST DISCOUNT	2,172.22 442.90	4,250.00 871.36	47.22 9.63		2,125.00 438.09	2,563.09
9937	POTOMAC ELECTRIC POWER 08/10/81 7.7500 03/15/04	INTEREST DISCOUNT	968.75 2,680.84		5,812.50 3,900.63		4,843.75 1,219.79	6,063.54
14099	GNMA POOL 32708 06/01/81 9.5000 09/15/09	INTEREST DISCOUNT	124.67 550.89	1,870.08			1,745.41 -538.55	1,206.86
14099	GNMA FCOL 32708 06/01/81 9.5000 09/15/09	INTEREST		1,868.84			1,868.84 89.46	1,958.30
14099	GNMA POOL 32708 06/01/81 9.5000 09/15/09	INTEREST		1,859.84			1,859.84 32.89	1,892.73
14099	GNMA FOOL 32708 06/01/81 9.5000 09/15/09	INTEREST DISCOUNT			123.77 709.54		123.77 709.54	833.31
14093	GNMA GPM POOL 90638 06/01/81 9.5000 10/15/09	INTEREST DISCOUNT	1,094.16 7,184.07	16,441.61			15,347.45 -7,184.07	8,163.38
14093	GNMA GPM POOL 90638 06/01/81 9.5000 10/15/09	INTEREST		16,456.83			16,456.83	16,456.83
14093	GNMA GPM POOL 90638 06/01/81 9.5000 10/15/09	INTEREST		16,472.17			16,472.17 34.01	16,506.18

Ref A
+ the Qtr 8-82

CITY OF SACRAMENTO
TREASURY

A-7

EARNED INTEREST DETAIL

PERIOD: 4/03/82 THROUGH 07/02/82

RUN ON: 09/10/82

PAGE: 04/8

FUND 100 - INVESTMENT POOL A

LINE NO.	DESCRIPTION	PRIOR PERIOD ACCRUED/PURCH	REC./BOOKED THIS PERIOD	PERIOD END ACCRUED	GAIN/(LOSS) AT SALE	EARNED THIS PERIOD	TOTAL/NET EARNINGS
14093	GNMA GPM POOL 90638 06/01/81 9.5000 10/15/09	INTEREST DISCOUNT		1,096.04 9,319.21		1,096.04 9,319.21	10,415.25
14096	GNMA FOOL 34704 06/01/81 9.5000 10/15/09	INTEREST DISCOUNT	389.00 1,713.89	5,834.98	89.90	5,445.98 -1,623.99	3,821.99
14096	GNMA FOOL 34704 06/01/81 9.5000 10/15/09	INTEREST DISCOUNT		5,825.94	36.42	5,825.94 36.42	5,862.36
14096	GNMA FOOL 34704 06/01/81 9.5000 10/15/09	INTEREST DISCOUNT		5,822.28	67.43	5,822.28 67.43	5,889.71
14096	GNMA POOL 34704 06/01/81 9.5000 10/15/09	INTEREST DISCOUNT		387.70 2,216.15		387.70 2,216.15	2,603.85
14108	GNMA FCOL 33535 06/01/81 9.5000 10/15/09	INTEREST DISCOUNT	476.61 2,099.89	7,149.11	42.53	6,672.50 -2,057.36	4,615.14
14108	GNMA FOOL 33535 06/01/81 9.5000 10/15/09	INTEREST DISCOUNT		7,144.83	42.88	7,144.83 42.88	7,187.71
14108	GNMA POOL 33535 06/01/81 9.5000 10/15/09	INTEREST DISCOUNT		7,140.52	43.24	7,140.52 43.24	7,183.76
14108	GNMA FOOL 33535 06/01/81 9.5000 10/15/09	INTEREST DISCOUNT		475.74 2,719.43		475.74 2,719.43	3,195.17
13784	GNMA FOOL 32997 06/01/81 9.5000 12/15/09	INTEREST DISCOUNT	495.07 2,168.47	7,426.07	45.92	6,931.00 -2,122.55	4,808.45
13784	GNMA POOL 32997 06/01/81 9.5000 12/15/09	INTEREST DISCOUNT		7,421.45	46.30	7,421.45 46.30	7,467.75
13784	GNMA FOOL 32997 06/01/81 9.5000 12/15/09	INTEREST DISCOUNT		7,416.79 2,795.68	494.45 14.71	7,911.24 2,810.39	10,721.63
13760	GNMA FCOL 38990 06/01/81 11.0000 01/15/10	INTEREST DISCOUNT	614.49 749.55	9,217.33	11.69	8,602.84 -737.86	7,864.98
13760	GNMA FOOL 38990 06/01/81 11.0000 01/15/10	INTEREST DISCOUNT		9,213.12	11.21	9,213.12 11.21	9,224.33

Pool A
4th Qtr 81-82

CITY OF SACRAMENTO
TREASURY

A-7

PERIOD: 4/03/82 THROUGH 07/02/82

EARNED INTEREST DETAIL

RUN ON: 09/10/82

PAGE: 05/8

FUND 100 - INVESTMENT POOL A

LINE NO.	DESCRIPTION	PRIOR PERIOD ACCRUED/PURCH	REC./BOOKED THIS PERIOD	PERIOD END ACCRUED	GAIN/(LOSS) AT SALE	EARNED THIS PERIOD	TOTAL/NET EARNINGS
13760	GNMA FOOL 38990 06/01/81 11.0000 01/15/10		INTEREST 9,209.09 DISCOUNT 966.69	613.94 5.09		9,823.03 971.78	10,794.81
14084	GNMA FOOL 39406 06/01/81 11.0000 01/15/10	588.62 718.00	INTEREST 8,829.35 DISCOUNT		10.99	8,240.73 -707.01	7,533.72
14084	GNMA FOOL 39406 06/01/81 11.0000 01/15/10		INTEREST 8,825.39 DISCOUNT		11.10	8,825.39 11.10	8,836.49
14084	GNMA FOOL 39406 06/01/81 11.0000 01/15/10		INTEREST 8,821.40 DISCOUNT		13.21	8,821.40 13.21	8,834.61
14084	GNMA FOOL 39406 06/01/81 11.0000 01/15/10		INTEREST DISCOUNT	587.78 930.18		587.78 930.18	1,517.96
14090	GNMA POOL 38944 06/01/81 11.0000 01/15/10	603.98 605.66	INTEREST 9,059.72 DISCOUNT		8.75	8,455.74 -596.91	7,858.83
14090	GNMA POOL 38944 06/01/81 11.0000 01/15/10		INTEREST 9,055.89 DISCOUNT		8.83	9,055.89 8.83	9,064.72
14090	GNMA POOL 38944 06/01/81 11.0000 01/15/10		INTEREST 9,052.03 DISCOUNT		10.40	9,052.03 10.40	9,062.43
14090	GNMA POOL 38944 06/01/81 11.0000 01/15/10		INTEREST DISCOUNT	603.17 784.71		603.17 784.71	1,387.88
13769	GNMA FOOL 34752 06/01/81 11.0000 02/15/10	591.33 719.16	INTEREST 8,869.94 DISCOUNT		437.82	8,278.61 -281.34	7,997.27
13769	GNMA FOOL 34752 06/01/81 11.0000 02/15/10		INTEREST 8,712.36 DISCOUNT		14.97	8,712.36 14.97	8,727.33
13769	GNMA FOOL 34752 06/01/81 11.0000 02/15/10		INTEREST 8,706.94 DISCOUNT 911.27	580.46 4.79		9,287.40 916.06	10,203.46
14087	GNMA FOOL 38419 06/01/81 11.0000 02/15/10	564.02 685.96	INTEREST 8,459.95 DISCOUNT		10.79	7,895.93 -675.17	7,220.76
14087	GNMA FOOL 38419 06/01/81 11.0000 02/15/10		INTEREST 8,456.40 DISCOUNT		10.61	8,456.40 10.61	8,467.01

36

Pool A
4th Qtr 81-82

CITY OF SACRAMENTO
TREASURY

EARNED INTEREST DETAIL

PERIOD: 4/03/82 THROUGH 07/02/82

RUN ON: 09/10/82

PAGE: 06/8

A-7

FUND 100 - INVESTMENT POOL A

LINE NO.	DESCRIPTION	PRIOR PERIOD ACCRUED/PURCH	REC./BOOKED THIS PERIOD	PERIOD END ACCRUED	GAIN/(LOSS) AT SALE	EARNED THIS PERIOD	TOTAL/NET EARNINGS
14087	GNMA FOOL 38419 06/01/81 11.0000 02/15/10	INTEREST	8,452.02		11.65	8,452.02 11.65	8,463.67
14087	GNMA POOL 38419 06/01/81 11.0000 02/15/10	INTEREST DISCOUNT		563.23 888.70		563.23 888.70	1,451.93
13772	GNMA FOOL 38980 06/01/81 11.0000 03/15/10	INTEREST DISCOUNT	577.30 700.23	8,659.51	11.73	8,082.21 -688.50	7,393.71
13772	GNMA POOL 38980 06/01/81 11.0000 03/15/10	INTEREST		8,655.29	10.47	8,655.29 10.47	8,665.76
13772	GNMA FOOL 38980 06/01/81 11.0000 03/15/10	INTEREST DISCOUNT		8,651.52 903.06	576.77 4.75	9,228.29 907.81	10,136.10
14117	GNMA POOL#43165 06/01/81 11.0000 08/15/10	INTEREST DISCOUNT	588.78 2,150.60	8,831.70	33.27	8,242.92 -2,117.33	6,125.59
14117	GNMA FOOL#43165 06/01/81 11.0000 08/15/10	INTEREST		8,823.97	32.92	8,823.97 32.92	8,856.89
14117	GNMA POOL#43165 06/01/81 11.0000 08/15/10	INTEREST		8,823.95	34.88	8,823.95 34.88	8,858.83
14117	GNMA FOOL#43165 06/01/81 11.0000 08/15/10	INTEREST DISCOUNT			587.99 2,786.39	587.99 2,786.39	3,374.38
12802	GNMA POOL#43285 06/01/81 11.0000 02/27/11	INTEREST DISCOUNT	602.42 12.84	27,108.84 585.76	602.42 12.95	27,108.84 585.87	27,694.71
13308	FEDERAL HOME LOAN BANK C 04/05/82 14.6000 06/21/82	INTEREST		61,644.44		61,644.44	61,644.44
12549	FUGI N.Y. B.A. 02/02/82 14.9500 04/14/82	INTEREST	24,916.66	29,484.72		4,568.06	4,568.06
12895	LONG TERM CREDIT BANK OF 03/24/82 14.1500 07/07/82	INTEREST	3,537.50		35,728.75	32,191.25	32,191.25
13592	MITSUBSHI BANK B.A. 05/21/82 13.5000 08/02/82	INTEREST			16,125.00	16,125.00	16,125.00

Pool A

4th Qtr 81-82

A-7

36

CITY OF SACRAMENTO
TREASURY

EARNED INTEREST DETAIL

PERIOD: 4/03/82 THROUGH 07/02/82

RUN ON: 09/10/82

PAGE: 07/8

FUND 100 - INVESTMENT POOL A

LINE NO.	DESCRIPTION	PRIOR PERIOD ACCRUED/PURCH	REC./BOOKED THIS PERIOD	PERIOD END ACCRUED	GAIN/(LOSS) AT SALE	EARNED THIS PERIOD	TOTAL/NET EARNINGS
12553	BANK CF JAPAN B.A. 02/05/82 14.6000 08/06/82	INTEREST 15,046.11		40,880.00		25,833.89	25,833.89
13963	HITSUI TRUST N.Y. B.A. 06/25/82 14.9000 12/22/82	INTEREST		1,655.56		1,655.56	1,655.56
13965	HITSUI TRUST B A 06/25/82 14.9000 12/22/82	INTEREST		4,966.67		4,966.67	4,966.67
13967	TAI KORE 06/28/82 15.2000 12/22/82	INTEREST	1,688.89		1,681.94	1,688.89	3,370.83
13591	CHASE MAN. BANK C.P. 05/06/82 15.0000 05/10/82	INTEREST	3,333.33			3,333.33	3,333.33
13590	CAT. TRACTOR C.P. 05/06/82 14.7500 05/13/82	INTEREST	5,736.11			5,736.11	5,736.11
10870	B.A. CORP. 06/01/81 16.8750 06/01/82	INTEREST 71,718.75	98,437.50			26,718.75	26,718.75
11716	CAP. FED. SAV. & LOAN NC 01/05/81 13.5000 01/05/83	INTEREST 26,156.25	50,906.26	843.75		25,593.76	25,593.76
10220	N. CAROLINA-N C D 02/26/81 14.7500 02/28/83	INTEREST 22,125.00		78,052.08		55,927.08	55,927.08
7182	CROCKER BANK-NCD 03/16/81 14.8000 03/15/83	INTEREST 8,325.00		50,412.50		42,087.50	42,087.50
7190	1ST NATL BANK OF CHICAGO 03/20/81 13.7500 03/22/83	INTEREST 2,291.67		19,670.14		17,378.47	17,378.47
7259	LST NATL BK CHICAGO-NCD 03/20/81 13.7500 03/22/83	INTEREST 2,291.67		19,670.14		17,378.47	17,378.47
7947	1ST CHICAGO-NCD 04/02/81 14.2500 04/05/83	INTEREST 53,437.50 PREMIUM -157.96	54,103.25	26,421.88 -237.82		27,087.63 -79.86	27,007.77
8955	CROCKER BANK C.D. 06/01/81 15.7500 05/27/83	INTEREST 111,125.00	161,000.00	32,375.00		82,250.00	82,250.00

Pool A
4th Qtr 81-82

CITY OF SACRAMENTO
TREASURY

A-7

PERIOD: 4/03/82 THROUGH 07/02/82

EARNED INTEREST DETAIL

RUN ON: 09/10/82

PAGE: 08/8

FUND 100 - INVESTMENT POOL A

LINE NO.	DESCRIPTION	PURCH RATE	MATURITY	INTEREST	PRIOR PERIOD ACCRUED/PURCH	REC./BOOKED THIS PERIOD	PERIOD END ACCRUED	GAIN/(LOSS) AT SALE	EARNED THIS PERIOD	TOTAL/NET EARNINGS
11715	CAPITAL FED. SAV. & LOAN	01/05/81 13.2500	01/05/84	INTEREST	25,671.88	49,963.61	828.13		25,119.86	25,119.86
7171	CROCKER BANK, -NCD	03/16/81 14.6000	03/14/84	INTEREST	5,475.00		33,154.17		27,679.17	27,679.17
10067	NATIONAL CITY N.C.D	08/26/81 16.7500	08/27/84	INTEREST	16,284.72		58,625.00		42,340.28	42,340.28
11391	CROCKER NAT. BANK NCD	11/25/81 13.8750	11/25/84	INTEREST	49,718.75	69,760.42	15,031.25		35,072.92	35,072.92
5397	BANK OF AMERICA -NCD	06/02/80 10.5000	06/03/85	INTEREST	107,625.00	159,250.00	28,000.00		79,625.00	79,625.00
11389	CROCKER NAT. NCD	11/24/81 14.1250	11/25/85	INTEREST	102,013.89	142,034.72	31,388.89		71,409.72	71,409.72
13981	CROCKER NATIONAL BK. CD	07/02/82 15.9500	06/02/86	INTEREST			354.44		354.44	354.44
11392	CROCKER NAT. BANK NCD	11/25/81 14.3750	11/25/86	INTEREST	51,510.42	72,274.31	15,572.92		36,336.81	36,336.81
13980	CROCKER NATIONAL BK.	07/02/82 15.9500	06/01/87	INTEREST			354.44		354.44	354.44
13959	U.S. BANC CORP	06/07/82 14.0000	06/07/83	INTEREST			14,918.03		14,918.03	14,918.03

11941	U. OF A. PRIV. NOTES	12/23/81 14.5000	12/22/83	INTEREST	161,823.20	193,333.33	99,293.48		130,803.61	130,803.61
-------	----------------------	------------------	----------	----------	------------	------------	-----------	--	------------	------------

FUND TOTAL

INTEREST	1,345,858.48	2,043,021.06	1,059,537.41		1,756,699.99	1,788,112.33
PRIOR	1,328,476.80					
PURCH	17,381.68					
PREMIUM	-337.06	-212.38	-276.65		-151.97	
DISCOUNT	58,355.10	10,181.48	73,548.87		25,375.25	
GAIN/LOSS				6,189.06		

Total Earnings differs from EIS (vs. AS) because of different method of calculation on GNMAs between ISC and PRIME - (EIS from ISC, EID from PRIME)

AOL B
4th Qtr 81-82

CITY OF SACRAMENTO
TREASURY

A-8

PERIOD: 4/03/82 THROUGH 7/02/82

EARNED INTEREST DETAIL

RUN ON: 08/12/82

PAGE: 1/2

FUND 99 - INVESTMENT POOL B

LINE NO.	DESCRIPTION PURCH RATE MATURITY	PRIOR PERIOD ACCRUED/PURCH	REC./BOOKED THIS PERIOD	PERIOD END ACCRUED	GAIN/(LOSS) AT SALE	EARNED THIS PERIOD	TOTAL/NET EARNINGS
267	STATE SAVINGS & LOAN INTEREST 12/16/81 14.6250 06/11/82						
266	STATE SAVINGS & LOAN INTEREST 12/16/81 14.5000 12/16/82	2,416.67	109,958.33	2,416.67		109,958.33	109,958.33
2038	U S TRES NOTES INTEREST 12/04/79 10.3750 05/15/85	39,837.71	51,875.00	13,814.54		25,851.83	25,951.91
	DISCOUNT	554.30	255.96	398.42		100.08	
11495	U.S.T. NOTES INTEREST 12/11/81 12.7500 02/15/87	42,538.92		74,590.03		32,051.11	33,599.24
	DISCOUNT	1,922.40		3,470.53		1,548.13	
7361	U.S. TREAS. NOTES INTEREST 03/23/81 12.3750 01/15/88	6,666.09		14,443.20		7,777.11	8,008.47
	DISCOUNT	198.31		429.67		231.36	
8087	U.S. TREASURY NOTES INTEREST 01/05/81 12.3750 01/15/88	1,199.90		2,599.78		1,399.88	1,406.66
	DISCOUNT	5.80		12.58		6.78	
9840	U.S.T. NOTES INTEREST 07/07/81 14.0000 07/15/88	15,082.87		32,679.56		17,596.69	17,676.01
	DISCOUNT	62.99		147.31		79.32	
2036	FHLB DEBS INTEREST 11/30/79 11.6000 05/25/83	41,244.44	58,000.00	12,244.44		29,000.00	27,211.48
	PREMIUM	-5,196.12		-6,984.64		-1,788.52	
12005	FEDERAL HOME LOAN INTEREST 06/30/81 14.5500 04/25/85	63,858.33	72,750.00	27,483.33		36,375.00	36,497.31
	DISCOUNT	372.31		494.62		122.31	
2037	FHLB DEBS INTEREST 11/30/79 11.3000 11/25/84	80,355.56	113,000.00	23,855.56		56,500.00	54,962.24
	PREMIUM	-4,958.54		-6,496.30		-1,537.76	
1832	FEDERAL NATIONAL MORTGAG INTEREST 11/13/79 11.7000 10/10/84	112,450.00	117,000.00	53,950.00		58,500.00	58,500.00
7188	FNMA INTEREST 03/20/81 14.2500 03/11/85	2,177.08		11,083.33		8,906.25	8,558.62
	PREMIUM	-779.31		-1,126.94		-347.63	
7203	FNMA INTEREST 03/23/81 14.2500 03/11/85	2,177.08		11,083.33		8,906.25	8,592.24
	PREMIUM	-703.94		-1,017.95		-314.01	
7359	FNMA INTEREST 03/20/81 14.2500 03/11/85	2,177.08		11,083.33		8,906.25	8,558.62
	PREMIUM	-779.31		-1,126.94		-347.63	

26

CITY OF SACRAMENTO
TREASURY

14-8

1 Pool B
4th Qtr 81-82

EARNED INTEREST DETAIL

PERIOD: 4/03/82 THROUGH 7/02/82

RUN ON: 08/12/82

PAGE: 2/2

FUND 99 - INVESTMENT POOL B

LINE NO.	DESCRIPTION PURCH RATE MATURITY	PRIOR PERIOD ACCRUED/PURCH	REC./BOOKED THIS PERIOD	PERIOD END ACCRUED	GAIN/(LOSS) AT SALE	EARNED THIS PERIOD	TOTAL/NET EARNINGS
7362	FNMA 03/23/81 14.2500 03/11/85	INTEREST 2,177.08 PREMIUM -703.94		11,083.33 -1,017.95		8,906.25 -314.01	8,592.24
2412	FED FARM CREDIT BANK 01/21/80 10.9000 01/21/85	INTEREST 54,500.00		122,625.00		68,125.00	68,125.00
2406	FED FARM CREDIT BANK 01/14/80 10.6000 10/23/89	INTEREST 47,111.11 DISCOUNT 1,414.89	53,000.00	20,611.11 1,801.23		26,500.00 386.34	26,886.34
11561	BANK OF AMERICA NCD 12/17/81 14.2500 12/17/84	INTEREST 42,354.17	72,041.67	6,333.33		36,020.83	36,020.83
12007	CROCKER BANK NEG. C.D 12/16/81 14.7500 06/29/85	INTEREST 44,250.00	79,895.83	1,638.89		37,284.72	37,284.72
FUND TOTAL		INTEREST 602,574.09 PRIOR 602,574.09 PURCH 0.00 PREMIUM -13,121.16 DISCOUNT 4,536.00 GAIN/LOSS	727,520.83	453,618.76		578,565.50	576,390.26
			0.00	-17,720.72		-4,642.56	
			255.96	6,754.36	0.00	2,474.32	

* See Pg. A-b for adjustment
to Net Earnings

36

1A-9

CITY OF SACRAMENTO
TREASURY

EARNED INTEREST SUMMARY

PERIOD: 4/01/82 TO 4/30/82

RUN ON: 05/18/82

PAGE: 1/7

FUND 1 - REPO FUND

LINE NO.	PURCHASE DATE	COUPON O/R	RATE	DESCRIPTION	MATURITY DATE	PAR VALUE	BOOK VALUE	YIELD/365	DATE SOLD/MAT	INTEREST RECEIVED THIS PER	TOTAL/NET EARNINGS
12853	03/31/82	R	16.2500	REPO C.P.	04/01/82	2,100,000.00	2,000,000.00	16.476	MATURED	902.78	
12957	04/01/82	R	15.0000	REPO-FBA	04/02/82	2,100,000.00	2,000,000.00	15.208	MATURED	833.33	833.33
12958	04/02/82	R	16.1250	REPO-C.P.	04/05/82	2,100,000.00	2,050,000.00	16.349	MATURED	2,754.69	2,754.69
12959	04/02/82	R	16.1250	REPO-C.P.	04/05/82	500,000.00	450,000.00	16.348	MATURED	604.67	604.67
12960	04/05/82	R	14.5000	REPO-FBA	04/06/82	1,000,000.00	980,000.00	14.701	MATURED	394.70	394.70
12961	04/05/82	R	14.5000	REPO-FBA	04/06/82	1,000,000.00	980,000.00	14.701	MATURED	394.72	394.72
12962	04/06/82	R	14.1250	REPO-FBA	04/07/82	1,000,000.00	980,000.00	14.321	MATURED	384.51	384.51
12963	04/07/82	R	13.5000	REPO-FBA	04/08/82	1,000,000.00	990,000.00	13.688	MATURED	371.25	371.25
12964	04/07/82	R	13.5000	REPO-FBA	04/08/82	300,000.00	290,000.00	13.688	MATURED	108.75	108.75
12965	04/07/82	R	13.5000	REPO-FBA	04/08/82	225,000.00	220,000.00	13.688	MATURED	82.50	82.50
12966	04/08/82	R	14.6250	REPO-FBA	04/12/82	3,000,000.00	2,950,000.00	14.828	MATURED	4,793.70	4,793.70
12967	04/08/82	R	14.6250	REPO-FBA	04/12/82	500,000.00	490,000.00	14.828	MATURED	796.25	796.25
12968	04/12/82	R	14.1250	REPO-C.P.	04/13/82	2,600,000.00	2,550,000.00	14.321	MATURED	1,000.52	1,000.52
12969	04/12/82	R	14.1250	REPO-C.P.	04/13/82	1,000,000.00	950,000.00	14.321	MATURED	372.74	372.74
12970	04/13/82	R	14.6500	REPO-FBA	04/14/82	2,000,000.00	1,960,000.00	14.853	MATURED	797.61	797.61
12971	04/14/82	R	16.2500	REPO-C.P.	04/15/82	2,500,000.00	2,450,000.00	16.476	MATURED	1,105.90	1,105.90
12972	04/14/82	R	16.2500	REPO-C.P.	04/15/82	600,000.00	550,000.00	16.475	MATURED	248.26	248.26
12973	04/15/82	R	15.8750	REPO-FBA	04/16/82	3,000,000.00	2,950,000.00	16.095	MATURED	1,300.86	1,300.86
12974	04/16/82	R	15.5000	REPO-FBA	04/19/82	5,000,000.00	5,000,000.00	15.715	MATURED	6,458.34	6,458.34
13177	04/19/82	R	14.8750	REPO-FBA	04/20/82	10,000,000.00	9,800,000.00	15.082	MATURED	4,049.31	4,049.31
13178	04/19/82	R	14.8750	REPO-FBA	04/20/82	1,000,000.00	980,000.00	15.082	MATURED	404.93	404.93
13179	04/20/82	R	14.1250	REPO-U.S.T.NOTES	04/21/82	9,000,000.00	9,014,000.00	14.321	MATURED	3,536.74	3,536.74
13180	04/20/82	R	14.1250	REPO-U.S.T.NOTES	04/21/82	1,930,000.00	1,986,000.00	14.317	MATURED	779.00	779.00
13181	04/21/82	R	13.6250	REPO-U.S.TNOTES	04/22/82	5,165,000.00	5,100,000.00	13.814	MATURED	1,930.21	1,930.21
13182	04/21/82	R	13.6250	REPO-U.S.T.NOTES	04/22/82	4,630,000.00	4,900,000.00	13.814	MATURED	1,854.51	1,854.51
13183	04/22/82	R	14.1250	REPO-FBA	04/23/82	4,000,000.00	4,000,000.00	14.321	MATURED	1,569.45	1,569.45
13184	04/22/82	R	14.1250	REPO-FBA	04/23/82	3,000,000.00	3,000,000.00	14.321	MATURED	1,177.09	1,177.09
13185	04/22/82	R	14.1250	REPO-FBA	04/23/82	2,000,000.00	2,000,000.00	14.321	MATURED	784.73	784.73
13186	04/22/82	R	14.1250	REPO-FBA	04/23/82	1,100,000.00	1,000,000.00	14.322	MATURED	392.37	392.37
13187	04/23/82	R	14.7500	REPO-FBA	04/26/82	1,500,000.00	1,450,000.00	14.955	MATURED	1,782.29	1,782.29
13188	04/23/82	R	14.7500	REPO-FBA	04/26/82	5,000,000.00	4,950,000.00	14.955	MATURED	6,084.38	6,084.38
13189	04/23/82	R	14.7500	REPO-FBA	04/26/82	5,000,000.00	4,950,000.00	14.955	MATURED	6,084.38	6,084.38
13190	04/26/82	R	14.0000	REPO-U.S.T.NOTES	04/27/82	4,330,000.00	4,378,000.00	14.194	MATURED	1,702.56	1,702.56
13191	04/26/82	R	14.0000	REPO-U.S.T.NOTES	04/27/82	4,210,000.00	3,770,000.00	14.194	MATURED	1,466.11	1,466.11
13192	04/26/82	R	14.0000	REPO-U.S.T.NOTES	04/27/82	3,435,000.00	2,852,000.00	14.194	MATURED	1,109.11	1,109.11
13193	04/27/82	R	13.7500	REPO-C.F.	04/28/82	2,000,000.00	2,000,000.00	13.941	MATURED	763.89	763.89
13199	04/27/82	R	13.7500	REPO-C.F.	04/28/82	1,500,000.00	1,500,000.00	13.941	MATURED	572.92	572.92
13200	04/27/82	R	13.7500	REPO-FBA	04/28/82	2,000,000.00	2,000,000.00	13.941	MATURED	763.89	763.89
13209	04/27/82	R	13.7500	REPO-FBA	04/28/82	3,000,000.00	3,000,000.00	13.941	MATURED	1,145.83	1,145.83
13201	04/28/82	R	14.7500	REPO-FBA	04/29/82	3,000,000.00	2,950,000.00	14.955	MATURED	1,208.68	1,208.68
13202	04/28/82	R	13.7500	REPO-U.S.T	04/29/82	6,310,000.00	4,500,000.00	13.941	MATURED	1,718.75	1,718.75

CITY OF SACRAMENTO
TREASURY

14-9

EARNED INTEREST SUMMARY

PERIOD: 4/01/82 TO 4/30/82

RUN ON: 05/18/82

PAGE:

2/7

FUND 1 - REPO FUND

LINE NO.	PURCHASE DATE	COUPON O/R	RATE	DESCRIPTION	MATURITY DATE	PAR VALUE	BOOK VALUE	YIELD/365	DATE SOLD/MAT	INTEREST RECEIVED THIS PER	TOTAL/NET EARNINGS
13203	04/29/82	R	14.0000	REPO-C.F.	04/30/82	7,100,000.00	7,000,000.00	14.194	MATURED	2,722.22	2,722.22
SUBTOTAL REPURCHASE AGREEMENTS (ACTIVE)					0 DAYS	0.00	0.00	14.789		67,309.43	66,406.65
13309	04/30/82	D	14.0000	MANI HANI C.F.	05/03/82	7,000,000.00	6,991,833.33	14.211			2,722.22
SUBTOTAL COMMERCIAL PAPER, DISCOUNT BASED (ACTIVE)					2 DAYS	7,000,000.00	6,991,833.33	14.211		0.00	2,722.22
FUND TOTAL (ACTIVE)					2 DAYS	7,000,000.00	6,991,833.33			67,309.43	69,128.87

FUND STATISTICS--

AVERAGE DAILY INVESTMENT BALANCE	:	5,696,061.11
EARNED INTEREST YIELD THIS PERIOD	:	14.766
WEIGHTED AVG YIELD AT END OF PERIOD	:	14.211
TOTAL INTEREST EARNED FOR FUTURE RECEIPT:		2,722.22

	Average Daily Investment Balance	No. of Invst. Trans.	\$ Amount of Invest. Trans.	Total Net Earnings
Pool A	2,425,174.28	36	102,494,801.11	29,432.56
Pool B	198,440.33	3	8,386,647.94	2,408.32
Pool C	1,451,411.22	21	61,340,779.92	17,614.69
Pool D	1,621,035.28	24	68,509,610.36	19,673.30
	5,696,061.11	84	240,731,833.33	69,128.87

CITY OF SACRAMENTO
TREASURY

1A-9

EARNED INTEREST SUMMARY

PERIOD: 5/01/82 TO 5/31/82

RUN ON: 06/09/82

PAGE: 3/7

FUND 1 - REPO FUND

LINE NO.	PURCHASE DATE	COUPON O/R	RATE	DESCRIPTION	MATURITY DATE	PAR VALUE	BOOK VALUE	YIELD/365	DATE SOLD/MAT	INTEREST RECEIVED THIS PER	TOTAL/NET EARNINGS
13313	05/03/82	R	14.6250	REPO-C.P.	05/04/82	1,000,000.00	950,000.00	14.828	MATURED	385.94	385.94
13314	05/03/82	R	14.6250	REPO-FBA	05/04/82	1,100,000.00	1,050,000.00	14.828	MATURED	426.56	426.56
13315	05/03/82	R	14.2500	REPO-FBA	05/04/82	5,000,000.00	4,900,000.00	14.448	MATURED	1,939.59	1,939.59
13316	05/04/82	R	16.0000	REPO-C.P.	05/05/82	7,000,000.00	6,500,000.00	16.222	MATURED	2,888.89	2,888.89
13317	05/05/82	R	15.5000	REPO-C.P.	05/06/82	7,000,000.00	6,500,000.00	15.715	MATURED	2,798.61	2,798.61
13318	05/06/82	R	15.1250	REPO-C.P.	05/07/82	2,800,000.00	2,100,000.00	16.065	MATURED	924.31	924.31
13319	05/07/82	R	14.8750	REPO-FBA	05/10/82	2,000,000.00	1,960,000.00	15.082	MATURED	2,429.58	2,429.58
13320	05/10/82	R	14.5000	REPO-C.P.	05/11/82	4,600,000.00	4,500,000.00	14.701	MATURED	1,812.50	1,812.50
13321	05/11/82	R	14.7500	REPO-FBA	05/12/82	4,600,000.00	4,500,000.00	14.955	MATURED	1,843.75	1,843.75
13322	05/12/82	R	15.3750	REPO-FBA	05/13/82	1,100,000.00	1,050,000.00	15.589	MATURED	448.44	448.44
13323	05/12/82	R	15.3750	REPO-FBA	05/13/82	3,000,000.00	2,950,000.00	15.589	MATURED	1,259.90	1,259.90
13324	05/13/82	R	14.8750	REPO-FBA	05/14/82	5,500,000.00	5,400,000.00	15.082	MATURED	2,231.25	2,231.25
13325	05/14/82	R	14.5000	REPO-C.P.	05/17/82	4,900,000.00	3,800,000.00	14.701	MATURED	4,591.67	4,591.67
13332	05/17/82	R	14.6250	REPO-FBA	05/18/82	1,100,000.00	1,050,000.00	14.828	MATURED	426.56	426.56
13333	05/17/82	R	14.6250	REPO-C.P.	05/18/82	3,000,000.00	2,950,000.00	14.828	MATURED	1,198.44	1,198.44
13334	05/18/82	R	14.6250	REPO-FBA	05/19/82	1,500,000.00	1,470,000.00	14.828	MATURED	597.19	597.19
13335	05/18/82	R	14.6250	REPO-FBA	05/19/82	3,000,000.00	2,940,000.00	14.828	MATURED	1,194.38	1,194.38
13336	05/18/82	R	14.6250	REPO-FBA	05/19/82	1,000,000.00	980,000.00	14.828	MATURED	398.12	398.12
13337	05/19/82	R	15.0000	REPO-FBA	05/20/82	5,000,000.00	4,900,000.00	15.208	MATURED	2,041.67	2,041.67
13338	05/20/82	R	14.2500	REPO-C.P.	05/21/82	5,000,000.00	4,600,000.00	14.448	MATURED	1,820.83	1,820.83
13339	05/20/82	R	14.2500	REPO-C.P.	05/21/82	4,100,000.00	4,000,000.00	14.448	MATURED	1,583.33	1,583.33
13340	05/21/82	R	13.2500	REPO-C.P.	05/24/82	1,100,000.00	1,050,000.00	13.434	MATURED	1,159.38	1,159.38
13341	05/21/82	R	13.2500	REPO-C.P.	05/24/82	8,000,000.00	7,950,000.00	13.434	MATURED	8,778.13	8,778.13
13342	05/24/82	R	13.5000	REPO-C.P.	05/25/82	4,000,000.00	3,900,000.00	13.688	MATURED	1,462.50	1,462.50
13343	05/24/82	R	13.5000	REPO-C.P.	05/25/82	5,200,000.00	5,100,000.00	13.688	MATURED	1,912.50	1,912.50
13344	05/25/82	R	14.0000	REPO-C.P.	05/26/82	5,000,000.00	4,925,000.00	14.194	MATURED	1,915.28	1,915.28
13345	05/25/82	R	14.0000	REPO-C.P.	05/26/82	1,200,000.00	1,150,000.00	14.194	MATURED	447.22	447.22
13346	05/25/82	R	14.0000	REPO-C.P.	05/26/82	5,000,000.00	4,925,000.00	14.194	MATURED	1,915.28	1,915.28
13486	05/26/82	R	13.0000	REPO-C.P.	05/27/82	10,000,000.00	9,900,000.00	13.181	MATURED	3,525.00	3,525.00
13487	05/26/82	R	13.0000	REPO-FBA	05/27/82	1,200,000.00	1,100,000.00	13.180	MATURED	397.22	397.22
13488	05/27/82	R	13.5000	REPO-C.P.	05/28/82	3,000,000.00	2,950,000.00	13.688	MATURED	1,106.25	1,106.25
13489	05/27/82	R	13.5000	REPO-C.P.	05/28/82	2,100,000.00	2,100,000.00	13.688	MATURED	787.50	787.50
13490	05/27/82	R	13.5000	REPO-C.P.	05/28/82	5,000,000.00	4,950,000.00	13.688	MATURED	1,856.25	1,856.25
13331	05/14/82	R	14.3750	REPO-C.P.	06/01/82	1,000,000.00	1,000,000.00	14.575			7,187.50
13491	05/28/82	R	13.1250	REPO-C.P.	06/01/82	1,000,000.00	1,000,000.00	13.307			1,458.33
13492	05/28/82	R	13.1250	REPO-C.P.	06/01/82	10,000,000.00	10,000,000.00	13.307			14,583.33
13493	05/28/82	R	13.1250	REPO-C.P.	06/01/82	200,000.00	200,000.00	13.307			291.67

SUBTOTAL REPURCHASE AGREEMENTS (ACTIVE) 1 DAYS 12,200,000.00 12,200,000.00 14.173 58,554.02 82,074.85

13302 04/30/82 0 14.0000 MANI HANI C.P. 05/03/82 7,000,000.00 6,991,833.33 14.211 MATURED 8,166.67 5,444.45

SUBTOTAL COMMERCIAL PAPER, DISCOUNT BASED (ACTIVE) 0 DAYS 0.00 0.00 14.211 8,166.67 5,444.45

FUND TOTAL (ACTIVE) 1 DAYS 12,200,000.00 12,200,000.00 14.173 66,720.69 87,519.30

96

CITY OF SACRAMENTO
TREASURY

14-9

PERIOD: 5/01/82 TO 5/31/82 EARNED INTEREST SUMMARY

RUN ON: 06/09/82 PAGE: 4/7

FUND 1 - REPO FUND

LINE NO.	PURCHASE DATE	COUPON O/R	RATE	DESCRIPTION	MATURITY DATE	PAR VALUE	BOOK VALUE	YIELD/365	DATE SOLD/MAT	INTEREST RECEIVED THIS PER	TOTAL/NET EARNINGS
----------	---------------	------------	------	-------------	---------------	-----------	------------	-----------	---------------	----------------------------	--------------------

FUND STATISTICS--

AVERAGE DAILY INVESTMENT BALANCE	:	7,269,473.12
EARNED INTEREST YIELD THIS PERIOD	:	14.175
WEIGHTED AVG YIELD AT END OF PERIOD	:	13.411
TOTAL INTEREST EARNED FOR FUTURE RECEIPT:		23,520.83

	Average Daily Investment Balance	Number of Invest. Trans.	\$ Amount of Invest. Trans.	Total Net Earnings
Pool A	4,747,498.87	46	168,030,401.12	57,157.08
Pool B	198,440.33	2	7,023,479.06	2,389.08
Pool C	886,491.75	9	31,375,987.59	10,672.54
Pool D	1,437,042.17	14	50,861,965.56	17,300.62
	7,269,473.12	71	257,291,833.33	87,519.32

36

14-9

CITY OF SACRAMENTO
TREASURY

EARNED INTEREST SUMMARY

PERIOD: 6/01/82 TO 6/30/82

RUN ON: 07/13/82 PAGE: 5/7

LINE PURCHASE	COUPON	DATE	D/R RATE	DESCRIPTION	DATE	VALUE	BOOK VALUE	365	SOLD/MAT	INTEREST RECEIVED	TOTAL NET EARNINGS
---------------	--------	------	----------	-------------	------	-------	------------	-----	----------	-------------------	--------------------

13331	05/14/82	R 14.3750	REFD-C.F.	06/01/82	1,000,000.00	1,000,000.00	1,000,000.00	14.575	MATURED	7,187.50	1,993.75
13491	05/28/82	R 13.1250	REFD-C.F.	06/01/82	1,000,000.00	1,000,000.00	1,000,000.00	13.307	MATURED	1,458.33	1,188.20
13493	05/28/82	R 13.1250	REFD-C.F.	06/01/82	200,000.00	200,000.00	200,000.00	13.307	MATURED	291.67	1,188.20
13649	06/01/82	R 13.3750	REFD C.F.	06/02/82	11,100,000.00	11,000,000.00	10,000,000.00	13.307	MATURED	4,086.81	1,188.20
13650	06/02/82	R 13.5000	REFD-FBA	06/03/82	12,100,000.00	12,000,000.00	11,000,000.00	13.688	MATURED	4,500.00	1,188.20
13651	06/03/82	R 13.5000	REFD-FBA	06/04/82	5,000,000.00	4,850,000.00	4,850,000.00	13.688	MATURED	1,818.75	1,188.20
13652	06/03/82	R 13.5000	REFD-FBA	06/04/82	3,000,000.00	2,900,000.00	2,900,000.00	13.688	MATURED	1,087.50	1,188.20
13653	06/03/82	R 13.5000	REFD-FBA	06/04/82	1,000,000.00	950,000.00	950,000.00	13.688	MATURED	356.25	1,188.20
13654	06/04/82	R 13.5000	REFD-FBA	06/04/82	5,500,000.00	5,300,000.00	5,300,000.00	13.688	MATURED	1,987.50	1,188.20
13655	06/04/82	R 13.5000	REFD-FBA	06/07/82	4,000,000.00	3,800,000.00	3,800,000.00	13.688	MATURED	4,275.00	1,188.20
13656	06/04/82	R 13.5000	REFD-FBA	06/07/82	3,000,000.00	2,900,000.00	2,900,000.00	13.688	MATURED	3,262.50	1,188.20
13657	06/04/82	R 13.5000	REFD-FBA	06/07/82	1,000,000.00	950,000.00	950,000.00	13.688	MATURED	1,068.75	1,188.20
13658	06/04/82	R 13.5000	REFD-FBA	06/07/82	6,200,000.00	6,000,000.00	6,000,000.00	13.688	MATURED	6,750.00	1,188.20
13659	06/07/82	R 13.5000	REFD-FBA	06/08/82	3,000,000.00	2,950,000.00	2,950,000.00	13.688	MATURED	1,106.25	1,188.20
13660	06/07/82	R 13.5000	REFD-FBA	06/08/82	1,500,000.00	1,495,000.00	1,495,000.00	13.688	MATURED	560.63	1,188.20
13661	06/07/82	R 13.5000	REFD-C.F.	06/08/82	10,300,000.00	10,000,000.00	10,000,000.00	13.688	MATURED	3,750.00	1,188.20
13663	06/08/82	R 13.6250	REFD-C.F.	06/09/82	13,300,000.00	13,000,000.00	13,000,000.00	13.814	MATURED	4,920.14	1,188.20
13664	06/09/82	R 13.3750	REFD-C.F.	06/10/82	4,100,000.00	4,000,000.00	4,000,000.00	13.561	MATURED	1,486.11	1,188.20
13665	06/09/82	R 13.5000	REFD-FBA	06/10/82	2,500,000.00	2,450,000.00	2,450,000.00	13.688	MATURED	918.75	1,188.20
13666	06/09/82	R 13.5000	REFD-FBA	06/10/82	3,500,000.00	3,450,000.00	3,450,000.00	13.688	MATURED	1,293.75	1,188.20
13667	06/10/82	R 13.7500	REFD-FBA	06/11/82	1,500,000.00	1,450,000.00	1,450,000.00	13.941	MATURED	553.82	1,188.20
13668	06/10/82	R 13.7500	REFD-FBA	06/11/82	5,000,000.00	4,950,000.00	4,950,000.00	13.941	MATURED	1,890.53	1,188.20
13669	06/10/82	R 13.2500	REFD-FBA	06/11/82	3,000,000.00	2,950,000.00	2,950,000.00	13.941	MATURED	1,126.74	1,188.20
13670	06/11/82	R 14.1250	REFD-FBA	06/14/82	5,200,000.00	5,000,000.00	5,000,000.00	14.321	MATURED	5,885.42	1,188.20
13671	06/11/82	R 14.1250	REFD-FBA	06/14/82	3,500,000.00	3,450,000.00	3,450,000.00	14.321	MATURED	4,060.94	1,188.20
13672	06/11/82	R 14.1250	REFD-FBA	06/14/82	3,500,000.00	3,450,000.00	3,450,000.00	14.321	MATURED	4,060.94	1,188.20
13673	06/14/82	R 14.1250	REFD-C.F.	06/15/82	1,100,000.00	1,050,000.00	1,050,000.00	14.321	MATURED	411.98	1,188.20
13674	06/14/82	R 14.2500	REFD-FBA	06/15/82	3,500,000.00	3,450,000.00	3,450,000.00	14.448	MATURED	1,365.63	1,188.20
13675	06/14/82	R 14.1250	REFD-C.F.	06/15/82	5,000,000.00	4,950,000.00	4,950,000.00	14.448	MATURED	1,942.19	1,188.20
13676	06/14/82	R 14.2500	REFD-FBA	06/15/82	3,500,000.00	3,450,000.00	3,450,000.00	14.448	MATURED	1,365.63	1,188.20
13677	06/15/82	R 14.5000	REFD-FBA	06/16/82	5,100,000.00	5,000,000.00	5,000,000.00	14.701	MATURED	2,013.89	1,188.20
13678	06/15/82	R 14.5000	REFD-FBA	06/16/82	2,250,000.00	2,000,000.00	2,000,000.00	14.701	MATURED	805.55	1,188.20
13679	06/15/82	R 14.5000	REFD-FBA	06/16/82	1,500,000.00	1,500,000.00	1,500,000.00	14.701	MATURED	604.16	1,188.20
13680	06/15/82	R 14.5000	REFD-FBA	06/16/82	500,000.00	500,000.00	500,000.00	14.701	MATURED	201.38	1,188.20
13681	06/15/82	R 14.5000	REFD-FBA	06/16/82	2,000,000.00	2,000,000.00	2,000,000.00	14.701	MATURED	805.55	1,188.20
13809	06/16/82	R 14.5000	REFD-FBA	06/17/82	3,000,000.00	2,950,000.00	2,950,000.00	14.701	MATURED	1,188.20	1,188.20
13810	06/16/82	R 14.5000	REFD-FBA	06/17/82	3,000,000.00	2,950,000.00	2,950,000.00	14.701	MATURED	1,188.20	1,188.20
13811	06/16/82	R 14.5000	REFD-FBA	06/17/82	1,100,000.00	1,050,000.00	1,050,000.00	14.701	MATURED	422.92	1,188.20
13812	06/16/82	R 14.5000	REFD-C.F.	06/17/82	5,000,000.00	4,950,000.00	4,950,000.00	14.701	MATURED	1,993.75	1,188.20
13813	06/17/82	R 14.5000	REFD-FBA	06/18/82	9,000,000.00	8,950,000.00	8,950,000.00	14.701	MATURED	3,604.86	1,188.20

CITY OF SACRAMENTO
TREASURY

A-9

EARNED INTEREST SUMMARY

PERIOD: 6/01/82 TO 6/30/82

RUN ON: 07/13/82

PAGE: 6/7

FUND 1 - REPO FUND

LINE NO.	PURCHASE DATE	COUPON O/R	RATE	DESCRIPTION	MATURITY DATE	PAR VALUE	BOOK VALUE	YIELD/365	DATE SOLD/MAT	INTEREST RECEIVED THIS PER	TOTAL/NET EARNINGS
13814	06/17/82	R	14.5000	REPO-FBA	06/18/82	3,000,000.00	2,950,000.00	14.701	MATURED	1,188.19	1,188.19
13815	06/17/82	R	14.5000	REPO-FBA	06/18/82	2,100,000.00	2,000,000.00	14.701	MATURED	805.56	805.56
13816	06/17/82	R	14.5000	REPO-FBA	06/18/82	1,100,000.00	1,050,000.00	14.702	MATURED	422.92	422.92
13817	06/18/82	R	14.1250	REPO-FBA	06/21/82	3,000,000.00	2,950,000.00	14.321	MATURED	3,472.40	3,472.40
13818	06/18/82	R	14.1250	REPO-FBA	06/21/82	1,100,000.00	1,050,000.00	14.315	MATURED	1,235.44	1,235.44
13819	06/18/82	R	14.1250	REPO-FBA	06/21/82	2,000,000.00	1,950,000.00	14.321	MATURED	8,180.73	8,180.73
13820	06/18/82	R	14.1250	REPO-FBA	06/21/82	1,750,000.00	1,700,000.00	14.321	MATURED	2,001.04	2,001.04
13821	06/21/82	R	14.0000	REPO-C.F.	06/22/82	10,000,000.00	9,750,000.00	14.194	MATURED	3,791.67	3,791.67
13822	06/21/82	R	14.0000	REPO-FBA	06/22/82	2,500,000.00	2,250,000.00	14.194	MATURED	875.00	875.00
13823	06/22/82	R	14.0000	REPO-C.F.	06/23/82	10,000,000.00	9,750,000.00	14.194	MATURED	3,791.67	3,791.67
13824	06/22/82	R	14.0000	REPO-C.F.	06/23/82	4,500,000.00	4,250,000.00	14.194	MATURED	1,652.78	1,652.78
13825	06/23/82	R	14.0000	REPO-C.F.	06/24/82	5,000,000.00	4,750,000.00	14.194	MATURED	1,842.22	1,842.22
13826	06/23/82	R	14.0000	REPO-FBA	06/24/82	8,500,000.00	8,250,000.00	14.194	MATURED	3,208.33	3,208.33
13827	06/24/82	R	14.6250	REPO-FBA	06/25/82	1,500,000.00	1,350,000.00	14.828	MATURED	548.44	548.44
13828	06/24/82	R	14.6250	REPO-FBA	06/25/82	1,000,000.00	900,000.00	14.828	MATURED	365.63	365.63
13829	06/24/82	R	14.6250	REPO-FBA	06/25/82	11,000,000.00	10,750,000.00	14.828	MATURED	4,367.19	4,367.19
13830	06/25/82	R	15.0000	REPO-FBA	06/28/82	3,000,000.00	2,950,000.00	15.082	MATURED	3,656.77	3,656.77
13831	06/25/82	R	15.0000	REPO-C.F.	06/28/82	2,500,000.00	2,450,000.00	15.208	MATURED	3,062.50	3,062.50
13832	06/25/82	R	15.0000	REPO-FBA	06/28/82	2,600,000.00	2,550,000.00	15.209	MATURED	3,187.60	3,187.60
13833	06/28/82	R	15.0000	REPO-FBA	06/29/82	6,100,000.00	6,000,000.00	15.208	MATURED	2,500.00	2,500.00
13834	06/29/82	R	15.0000	REPO-FBA	06/30/82	3,500,000.00	3,450,000.00	15.208	MATURED	1,432.50	1,432.50
13835	06/29/82	R	15.0000	REPO-FBA	06/30/82	2,600,000.00	2,550,000.00	15.208	MATURED	1,062.50	1,062.50
13836	06/29/82	R	15.0000	REPO-C.P.	06/30/82	2,000,000.00	2,000,000.00	15.208	MATURED	833.33	833.33
13837	06/30/82	R	13.6250	REPO-FBA	07/01/82	5,900,000.00	5,800,000.00	13.814			2,125.14
13838	06/30/82	R	13.6250	REPO-FBA	07/01/82	2,300,000.00	2,200,000.00	13.814			832.64
SUBTOTAL REPURCHASE AGREEMENTS (ACTIVE) 1 DAYS						8,200,000.00	8,000,000.00	14.230		155,736.26	135,243.21
FUND TOTAL (ACTIVE) 1 DAYS						8,200,000.00	8,000,000.00			155,736.26	135,243.21

FUND STATISTICS--

AVERAGE DAILY INVESTMENT BALANCE	:	11,563,166.67
EARNED INTEREST YIELD THIS PERIOD	:	14.230
WEIGHTED AVG YIELD AT END OF PERIOD	:	13.814
TOTAL INTEREST EARNED FOR FUTURE RECEIPT:	:	3,027.78

	Avg. Daily Inv. Bal.	No. of Invest Trans.	\$ Amount of Invest. Trans.	Total Net Earnings
Pool A	5,607,368.85	61	248,960,096.85	65,589.00
Pool B	198,440.33	2	8,810,500.09	2,320.97
Pool C	2,174,355.70	24	46,538,647.64	25,436.33
Pool D	3,583,161.79	39	159,080,755.42	41,966.91
	11,563,166.67	126	513,390,010.00	135,243.21

Summary of Repo Earnings

A-9
7/7

	<u>Pool A</u>	<u>Pool B</u>
Total Net Earnings:		
Apr '82	29,432.56	2,408.32
May '82	57,157.08	2,389.08
Jun '82	65,584.00	2,320.97
	<u>152,173.64</u>	<u>7,118.37</u>
Avg. Daily Inv. Bal.:		
Apr '82	2,425,174.28	
May '82	4,747,498.87	
Jun '82	5,607,368.85	
	<u>12,780,042.00</u>	
	÷ 3 =	
Avg. for Qtr	<u>4,260,014.00</u>	<u>198,440.33</u>

Pool A
4th Qtr 81-82

APPORTIONED INTEREST INCOME
04/03/82 THROUGH 07/02/82

A-10

1/2

FUND NUMBER	FUND NAME	DOLLAR DAYS	APPORTIONMENT	FUND TOTAL
1-01	A GENERAL FUND	384,149,495.19	132,730.23	132,730.23
1-01	A 1-02 GENERAL FUND	26,001,288.66	8,983.89	141,714.12
1-01	A 2-09 GENERAL FUND	389,744,986.45	134,663.57	276,327.69
1-01	A 3-26 GENERAL FUND	23,140.00	8.00	276,385.69
1-01	A 5-60 GENERAL FUND	242,067.98	83.64	276,469.33
1-01	A 5-61 GENERAL FUND	2,509,240.00	866.98	277,336.31
1-01	A 5-62 GENERAL FUND	472,592.12	163.29	277,499.60
1-01	A 5-65 GENERAL FUND	41,000.00	14.17	277,513.77
1-01	A 5-71 GENERAL FUND	3,788,727.73	1,309.07	278,822.84
1-01	A 5-73 GENERAL FUND	410.00	0.14	278,822.98
1-01	A 5-74 GENERAL FUND	7,087,329.83	2,448.79	281,271.77
1-01	A 6-38 GENERAL FUND	324,343,196.39	112,066.13	393,337.90
1-01	A 6-39 GENERAL FUND	10,610,371.51	3,666.07	397,003.97
1-01	A 9-27 GENERAL FUND	24,433,628.96	8,442.24	405,446.21
1-01	A 9-31 GENERAL FUND	9,008.03	3.11	405,449.32
1-01	A 9-99 GENERAL FUND	6,503,343.26	2,247.02	407,696.34
2-02	A GAS TAX 2106	207,444,022.58	71,675.46	71,675.46
2-03	A GAS TAX 2107	57,372,854.87	19,825.03	19,825.03
2-11	A GENERAL REVENUE SHARING	450,483,312.37	155,649.70	155,649.70
2-35	A TRANSP DEV ACT-BIKEWAY	43,837,766.83	15,146.70	15,146.70
2-40	A POCKET AREA TRUNK-SEWER	86,587,702.58	29,912.54	29,912.54
2-42	A METRO ARTS FUND	487,740.63	168.52	168.52
2-43	A BIKEWAY	15,763,990.51	5,446.73	5,446.73
2-44	A PARK DEVELOPMENT	68,428,083.58	23,643.07	23,643.07
2-46	A MT. VALLEY LIBRARY SYSTE	20,669,662.34	7,141.73	7,141.73
2-47	A GAS TAX 2107.5	165,640.93	57.23	57.23
2-49	A BRIDGE CONSTRUCTION	16,213,584.38	5,602.07	5,602.07
4-12	A PARKING	178,916,563.19	61,818.74	61,818.74
4-17	A BOAT HARBOR	26,853,894.90	9,278.48	9,278.48
4-18	A GOLF FUND	37,651,352.28	13,009.19	13,009.19
4-19	A COMMUNITY CENTER	76,352,594.45	26,381.13	26,381.13
4-20	A FLEET MANAGEMENT	220,140,322.58	76,062.25	76,062.25
4-21	A RISK MANAGEMENT	800,510,223.32	276,590.17	276,590.17
4-24	A CAMP SACRAMENTO	4,001,616.99	1,382.63	1,382.63
5-33	A CAP. AREA DEVELOP. AUTHO	96,582,308.30	33,370.84	33,370.84
5-41	A SACRAMENTO TRANSIT DEVL	13,888,703.94	4,798.78	4,798.78
5-51	A RETIREMENT TRUST	1,435,682,654.71	496,052.96	496,052.96
5-52	A A. LAND INDIGENT	2,370,042.03	818.89	818.89
5-54	A FRUIT FUND	442,992.55	153.06	153.06
5-55	A B. HENSCHEL INDIGENT	11,173,370.30	3,860.59	3,860.59
5-55	A 5-56 B. HENSCHEL INDIGENT	311,092.43	107.49	3,968.08
5-58	A CROCKER TR=ART-ACQ.	510,969.09	176.55	176.55
5-63	A ALICE MILLER	717,353.91	247.85	247.85
5-64	A SHIGE TAHARA	6,827,175.81	2,358.91	2,358.91
5-66	A CROCKER TR=CATALOG	672,405.64	232.33	232.33
5-67	A CROCKER TR-SPEC EVENTS	983,714.36	339.89	339.89
5-77	A 5-69 CROCKER MASTER TR - GENE			

56

Pool A

4th Qtr 81-82

APPORTIONED INTEREST INCOME
04/03/82 THROUGH 07/02/82

A-10

2/2

FUND NUMBER	FUND NAME	DOLLAR DAYS	APPORTIONMENT	FUND TOTAL
5-77	A CROCKER MASTER TR - GENE	19,338,918.84	6,681.93	6,681.93
5-81	A CAMA-ACQUISITION	688,876.99	238.02	238.02
5-82	A CAMA-BUILDING	24,491,144.86	8,462.11	8,462.11
5-83	A 5-80 CAMA-GENERAL			
5-83	A CAMA-GENERAL	6,751,690.47	2,332.82	2,332.82
5-84	A CAMA-ROWLES	387,708.23	133.96	133.96
5-86	A FIRE PREVENTION EDUCATIO	2,972.97	1.03	1.03
5-88	A AQUATICS	191,324.26	66.10	66.10
5-90	A ART IN PUBLIC PLACES PRO	513,069.78	177.28	177.28
5-98	A FIRE RETRO PAY SETTLEMEN	48,655,000.96	23,721.48	23,721.48
551A	A RETIREMENT-FULL OPTION	15,638,232.48	5,403.45	5,403.45
551B	A RETIRE - EMERGING GROWTH	326,049,571.94	112,655.71	112,655.71
6-36	A MUNI IMPR ACT-1913	72,653,231.48	25,102.94	25,102.94
7-10	A QUIMBY ACT	4,231,402.05	1,462.02	1,462.02

TOTAL DOLLARS APPORTIONED

1,935,449.70

TOTAL DOLLAR DAYS : 5,601,602,690.80 ÷ 91 days = \$61,556,078.13 =

EFFECTIVE INTEREST RATE : 12.611

Gross Avg Funds Avail. for Invest.

OK,

Refer to A-5 for interest income calculation

Pool B

4th Qtr 81-82

APPORTIONED INTEREST INCOME

04/03/82 THROUGH 07/02/82

A-11

FUND NUMBER	FUND NAME	DOLLAR DAYS	APPORTIONMENT	FUND TOTAL
4-13	B WATER	701,934,087.49	238,207.42	238,207.42
4-14	B SEWER	787,616,337.98	267,284.43	267,284.43
9-28	B PARKING AUTHORITY	229,894,748.52	78,016.78	78,016.78
TOTAL DOLLARS APPORTIONED			583,508.63	

TOTAL DOLLAR DAYS : 1,719,445,173.99 = 91 days = 18,895,001.91

EFFECTIVE INTEREST RATE : 12.387

< 389,393.39 >

Aug. Daily Bal. in Fund 557 B

18,505,608.52

Aug. Avail. for Invest.

Refer to A-6 for interest income calculation

Pool A
4th Qtr 81-82

Investment Cost Recovery Fee

A-12

APPORTIONED INTEREST
04/03/82 THROUGH 07/02/82

FUND NUMBER	FUND NAME	DOLLAR DAYS	APPORTIONMENT	FUND TOTAL
1-01	1-02 GENERAL FUND	26,001,288.66	117.07	117.07
1-01	2-09 GENERAL FUND	389,744,986.45	1,754.80	1,871.87
1-01	3-26 GENERAL FUND	23,140.00	0.10	1,871.97
1-01	5-60 GENERAL FUND	242,067.98	1.09	1,873.06
1-01	5-61 GENERAL FUND	2,509,240.00	11.30	1,884.36
1-01	5-62 GENERAL FUND	472,592.12	2.13	1,886.49
1-01	5-65 GENERAL FUND	41,000.00	0.18	1,886.67
1-01	5-71 GENERAL FUND	3,788,727.73	17.06	1,903.73
1-01	5-73 GENERAL FUND	410.00		1,903.73
1-01	5-74 GENERAL FUND	7,087,329.83	31.91	1,935.64
1-01	6-38 GENERAL FUND	324,343,196.39	1,460.33	3,395.97
1-01	6-39 GENERAL FUND	10,610,371.51	47.77	3,443.74
1-01	9-27 GENERAL FUND	24,433,628.96	110.02	3,553.76
1-01	9-31 GENERAL FUND	9,008.03	0.04	3,553.80
1-01	9-99 GENERAL FUND	6,503,343.26	29.28	3,583.08
1-01	GENERAL FUND	384,149,495.19	1,729.60	5,312.68
2-02	A GAS TAX 2106	207,444,022.58	934.00	934.00
2-03	A GAS TAX 2107	57,377,854.87	258.34	258.34
2-11	A GENERAL REVENUE SHARING	450,483,312.37	2,028.27	2,028.27
2-35	A TRANSP DEV ACT-BIKEWAY	43,837,766.83	197.38	197.38
2-40	A POCKET AREA TRUNK-SEWER	86,587,702.58	389.85	389.85
2-42	A METRO ARTS FUND	487,740.63	2.20	2.20
2-43	A BIKEWAY	15,763,990.51	70.98	70.98
2-44	A PARK DEVELOPMENT	68,428,083.58	308.09	308.09
2-46	A MT. VALLEY LIBRARY SYSTE	20,669,662.34	93.06	93.06
2-47	A GAS TAX 2107.5	165,640.93	0.75	0.75
2-49	A BRIDGE CONSTRUCTION	16,213,584.38	73.00	73.00
4-12	A PARKING	178,916,563.19	805.56	805.56
4-17	A BOAT HARBOR	26,853,894.90	120.91	120.91
4-18	A GOLF FUND	37,651,352.28	169.52	169.52
4-19	A COMMUNITY CENTER	76,352,594.45	343.77	343.77
4-20	A FLEET MANAGEMENT	220,140,322.58	991.17	991.17
4-21	A RISK MANAGEMENT	800,510,723.32	3,604.24	3,604.24
4-24	A CAMP SACRAMENTO	4,001,616.99	18.02	18.02
5-33	A CAP. AREA DEVELOP. AUTHO	96,582,308.30	434.85	434.85
5-41	A SACRAMENTO TRANSIT DEVL	13,888,703.94	62.53	62.53
5-51	A RETIREMENT TRUST	1,435,682,654.71	6,464.05	6,464.05
5-52	A A. LAND INDIGENT	2,370,042.03	10.67	10.67
5-54	A FRATT FUND	442,992.55	1.99	1.99
5-55	5-56 B. HENSCHEL INDIGENT	311,092.43	1.40	1.40
5-55	B. HENSCHEL INDIGENT	11,173,370.30	50.31	51.71
5-58	A CROCKER TR-ART ACQ.	510,969.09	2.30	2.30
5-63	A ALICE MILLER	717,353.91	3.23	3.23
5-64	A SHIGE TAHARA	6,827,125.81	30.74	30.74
5-66	A CROCKER TR-CATALOG	672,405.64	3.03	3.03
5-67	A CROCKER TR-SPEC EVENTS	983,714.36	4.43	4.43
5-77	A CROCKER MASTER TR - GENE	19,338,918.84	87.07	87.07

1/2

Do Not Post -
Not Authorized

36

Pool A

Investment Cost Recovery Fee

A-12

4th Qtr 81-82

APPORTIONED INTEREST

04/03/82 THROUGH 07/02/82

FUND NUMBER	FUND NAME	DOLLAR DAYS	APPORTIONMENT	FUND TOTAL
5-81	A CAMA-ACQUISITION	688,876.99	3.10	3.10
5-82	A CAMA-BUILDING	24,491,144.86	110.27	110.27
5-83	A CAMA-GENERAL	6,751,690.47	30.40	30.40
5-84	A CAMA-ROWLES	387,708.23	1.75	1.75
5-84	A FIRE PREVENTION EDUCATIO	2,972.97	0.01	0.01
5-88	A AQUATICS	191,324.26	0.86	0.86
5-90	A ART IN PUBLIC PLACES PRO	513,069.78	2.31	2.31
5-98	A FIRE RETRO PAY SETTLEMEN	68,655,000.96	309.11	309.11
551A	A RETIREMENT-FULL OPTION	15,638,732.48	70.41	70.41
551B	A RETIRE- EMERGING GROWTH	326,049,571.94	1,468.01	1,468.01
6-36	A MUNI IMPR ACT-1913	72,653,231.48	327.12	327.12
7-10	A QUIMBY ACT	4,231,409.05	19.05 06	19.05
9-29	A COMMUNITY CENTER AUTHORI			

2/2

Do Not Post - Not Authorized

TOTAL DOLLARS APPORTIONED

25,220.79 00

TOTAL DOLLAR DAYS : 5,601,602,690.80

EFFECTIVE INTEREST RATE : .164

{ 6,964.05 }
 { 70.41 }
 { 1,468.01 }

} SCERS not permissible

17,218.33

← Allowable Investment Cost Recovery Fee

Refer to A-5 for Calculation of Fee

98

Pool R

Investment Cost Recovery Fee

A-13

1 APPORTIONED INTEREST

4th Qtr 81-82

04/03/82 THROUGH 07/02/82

FUND NUMBER	FUND NAME	DOLLAR DAYS	APPORTIONMENT	FUND TOTAL
4-13	B WATER	701,934,087.49	3,390.26	3,390.26
4-14	B SEWER	787,616,332.98	3,804.09	3,804.09
9-28	B PARKING AUTHORITY	229,894,748.52	1,110.36	1,110.36
TOTAL DOLLARS APPORTIONED			8,304.71	
TOTAL DOLLAR DAYS		1,719,445,173.99		
EFFECTIVE INTEREST RATE :		.176		

Refer to A-6 for Calculation of Fee