



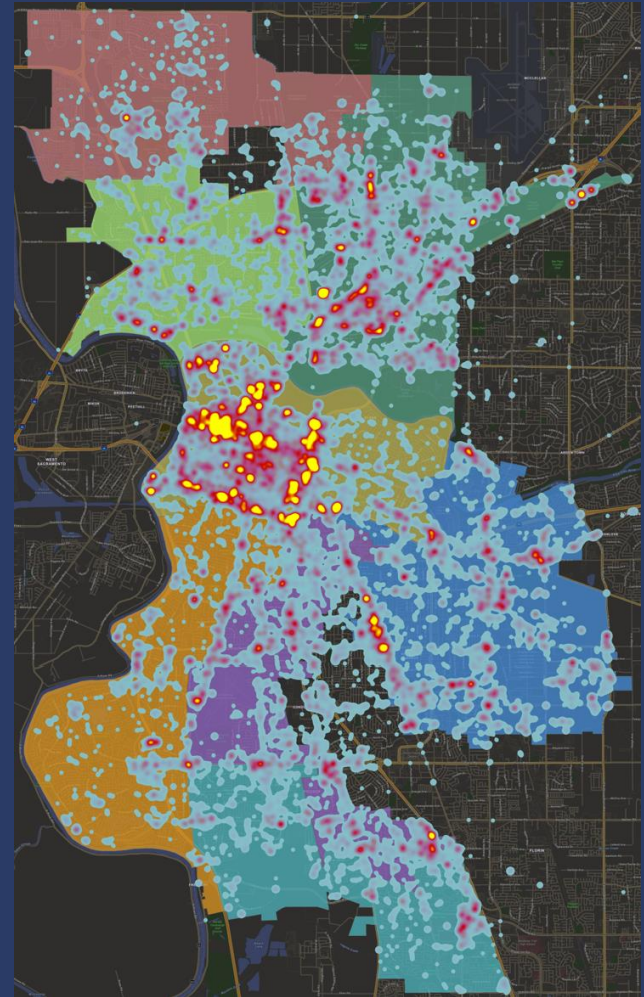
City Council
6/27/2023



Homeless Workshop

Citywide Response Protocol

- Complex legal environment
- Coordination among multiple agencies
- Balance Services & Compliance
- Capacity constraints



Legal Environment

- Martin v. City of Boise
- Injunction to prevent city from clearing encampments – Jul 29, 2022
- City Code – especially Chapters 8.140 and 12.24
- Sidewalk Obstruction and Pedestrian Interference Ordinance – Aug. 23, 2022
- Resolution 2022-0023: Direction re Enforcement of Chapter 12.24 relating to sidewalk obstructions and pedestrian interference – Aug 23, 2022
- Critical Infrastructure – updated October 18, 2022
- Measure O – Emergency Shelter and Enforcement Act of 2022 – December 23, 2022

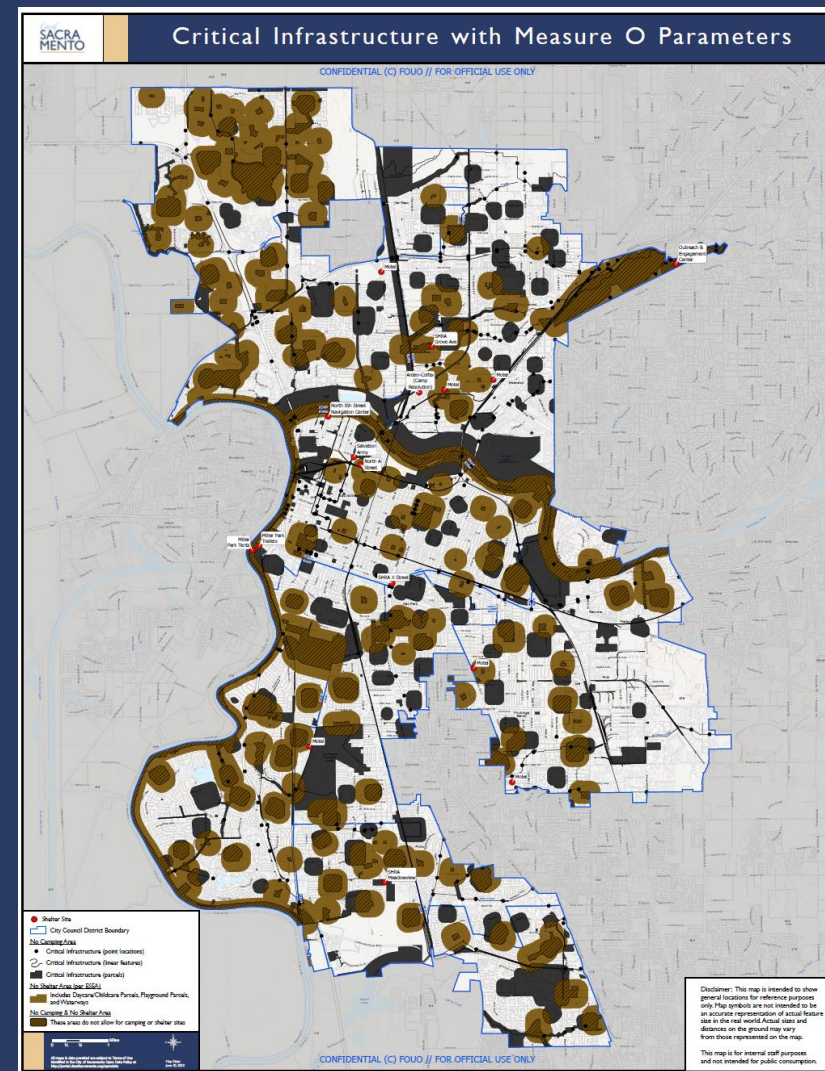
Limits on Camping & Shelters

Critical Infrastructure

Emergency Shelter and
Enforcement Act of 2022

Sidewalk Obstruction and
Pedestrian Interference

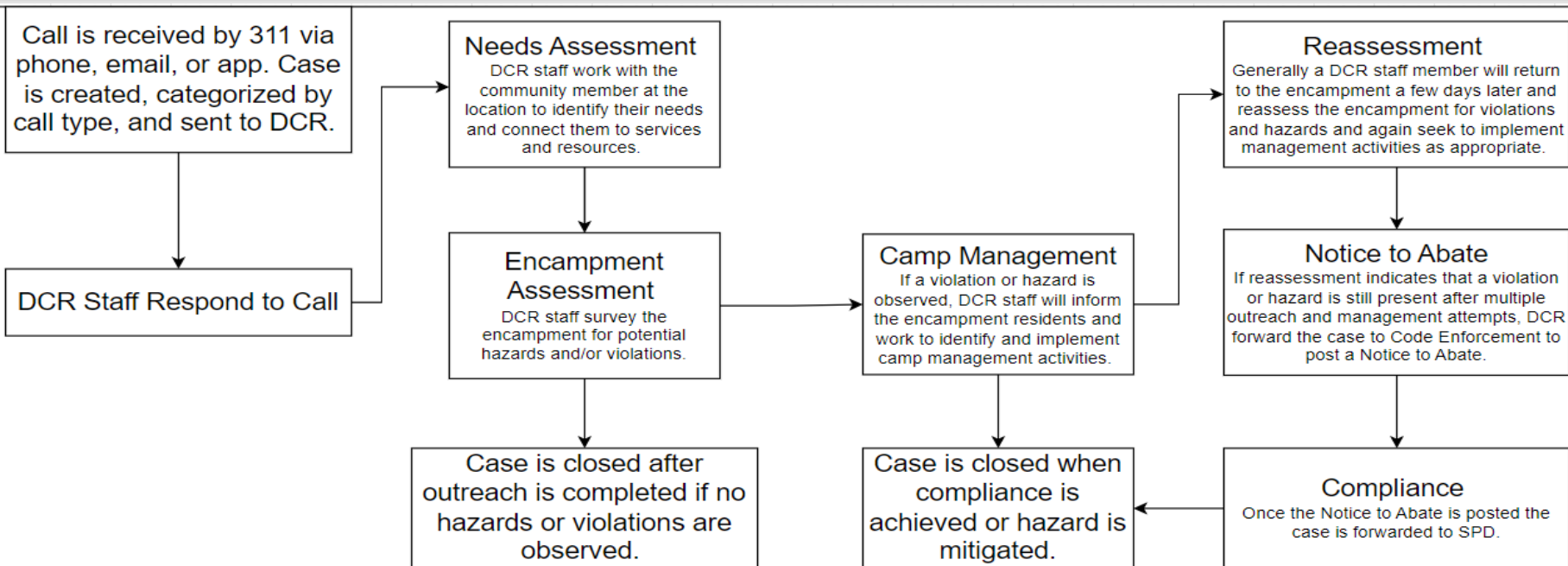
Parks, Trails, Habitat



Homelessness Response Activities

Types of Response	Outreach	Camp Management	Compliance
<p>The city's response to homelessness can be loosely and informally categorized in three types of activity: outreach, camp management, and compliance.</p> <p>Depending on the specific nature of a call or concern city staff will engage in one or more of these activities in one or more visits to the encampment.</p>	<p>Goal: The goal of outreach is to connect the community members experiencing homelessness to needed social services and ultimately to shelter.</p> <p>Objectives:</p> <ul style="list-style-type: none"> - Establish rapport - Update HMIS - Update CAS - Conduct needs assessment - Provide referrals to service providers and other resources - Encampment Assessment (prioritization) 	<p>Goal: The goal of camp management is to reduce the impact of encampments on surrounding neighborhoods and communities.</p> <p>Objectives:</p> <ul style="list-style-type: none"> - Remove solid waste - Remove hazards - Assist community members experiencing homelessness in coming into voluntary compliance with sidewalk ordinance and critical infrastructure ordinance 	<p>Goal: The goal of compliance is to ensure compliance with City Ordinances.</p> <p>Objectives:</p> <ul style="list-style-type: none"> - Ensure safe passage on sidewalks; compliance with sidewalk ordinance - Ensure encampments are not within 500 ft. of a school; Critical Infrastructure Ordinance - Ensure maintenance and safe operation of critical infrastructure;

General Response Process



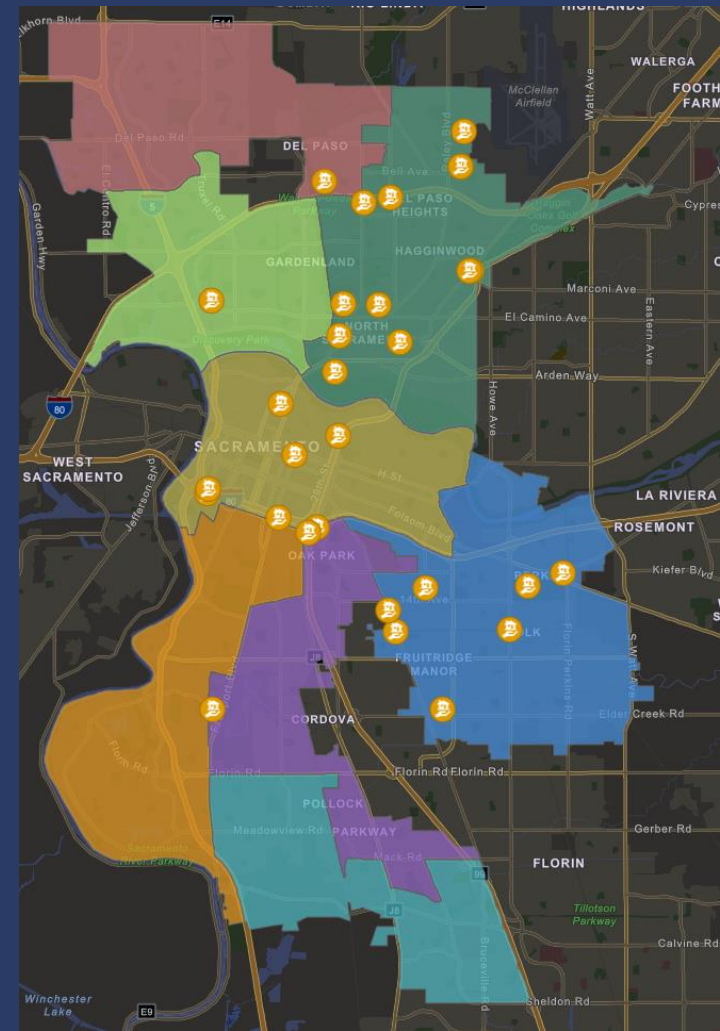
Current Level 1 Encampments

Currently there are 27 Assessed Level 1 Priority Encampments throughout the City.

Assessments are conducted as part of DCR's citywide outreach and response.

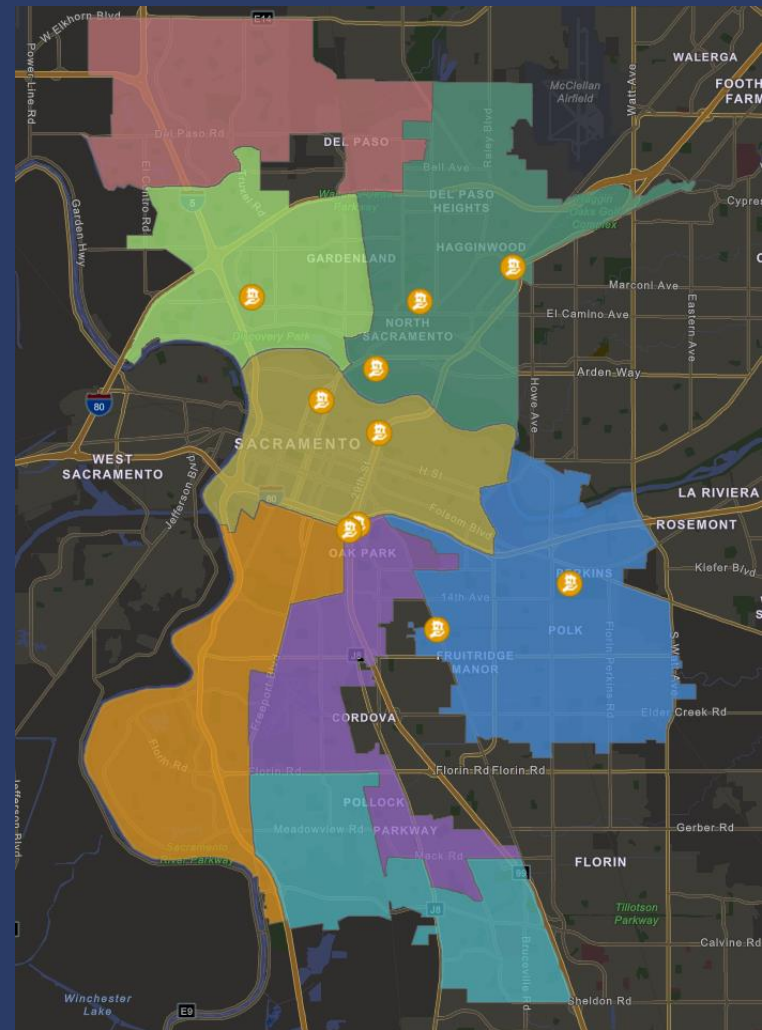
The assessment process considers various high-risk concerns, including impacts to neighborhood livability, environmental impacts, impacts to critical infrastructure, and general health and safety.

The process seeks to prioritize areas for management and compliance activities.



Current Highest Priority Level 1 Encampments

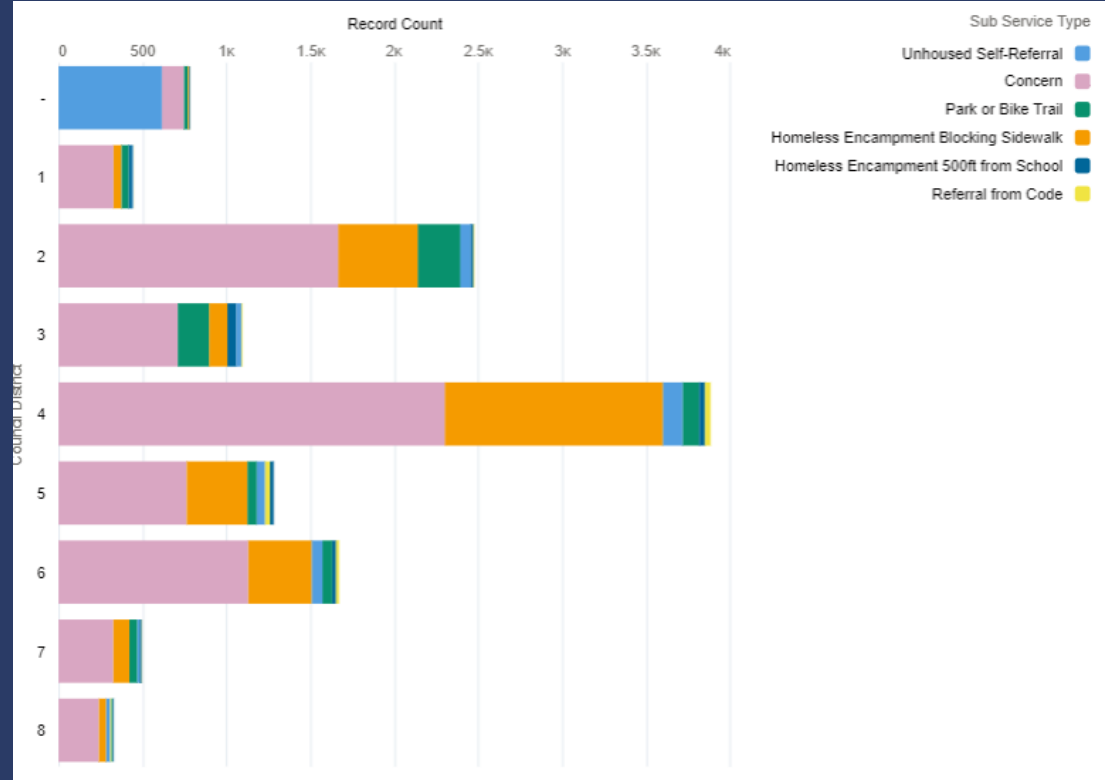
Location	City – County Outreach	Scheduled Clean Up
Roseville Road	Complete	Last week of June
Bannon Creek Park	NA	Ongoing
Granite Park	Complete	Ongoing
99 and Broadway	Complete	July
Alhambra and W	Complete	July
29 th and C	Complete	TBD
North A	Ongoing	TBD
Stockton Blvd	Ongoing	TBD
Commerce Circle	Ongoing	TBD
Northern Parkway	Ongoing	TBD



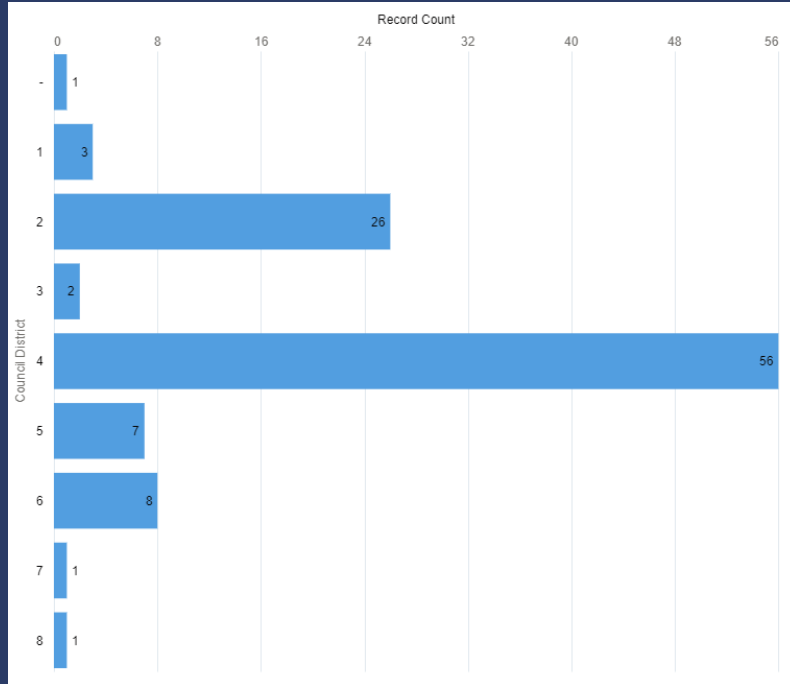
311 Call Volume

DCR has responded to more than 13,000 calls in 2023. This includes:

- 6,500 concern calls
- 2,300 calls for blocked sidewalks
- 1,400 calls for service on park or bike trails
- 1,300 self referral calls
- 189 calls related to schools
- 103 referrals from Code Enforcement
- Additional calls in various other service types (not shown here)



ESEA – Notice and Demand



- 115 Total Cases received
- 10 closed as incomplete

Of the 105 Cases Currently Pending:

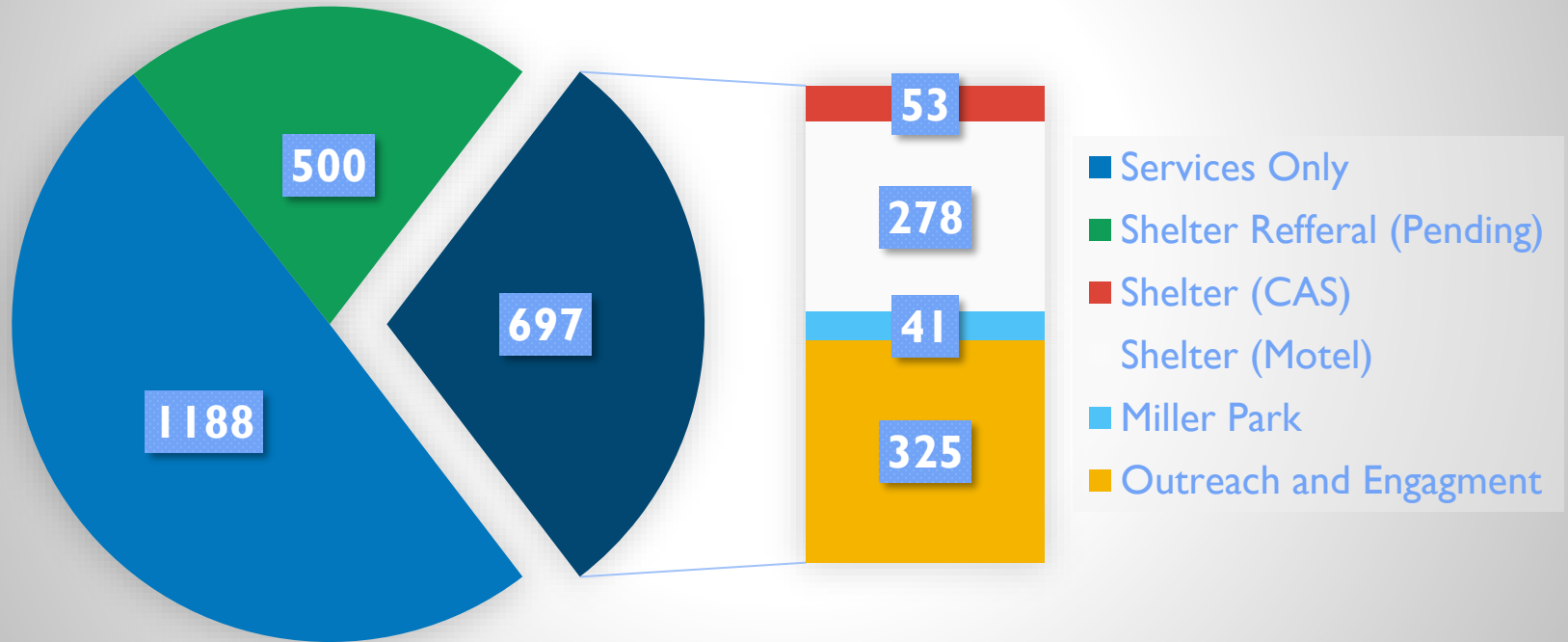
- 34 are regarding assessed Level 1 Priority Encampments
- Staff are assessing and responding to the remaining 71 cases consistent with Citywide protocols

DCR Waste Removal YTD

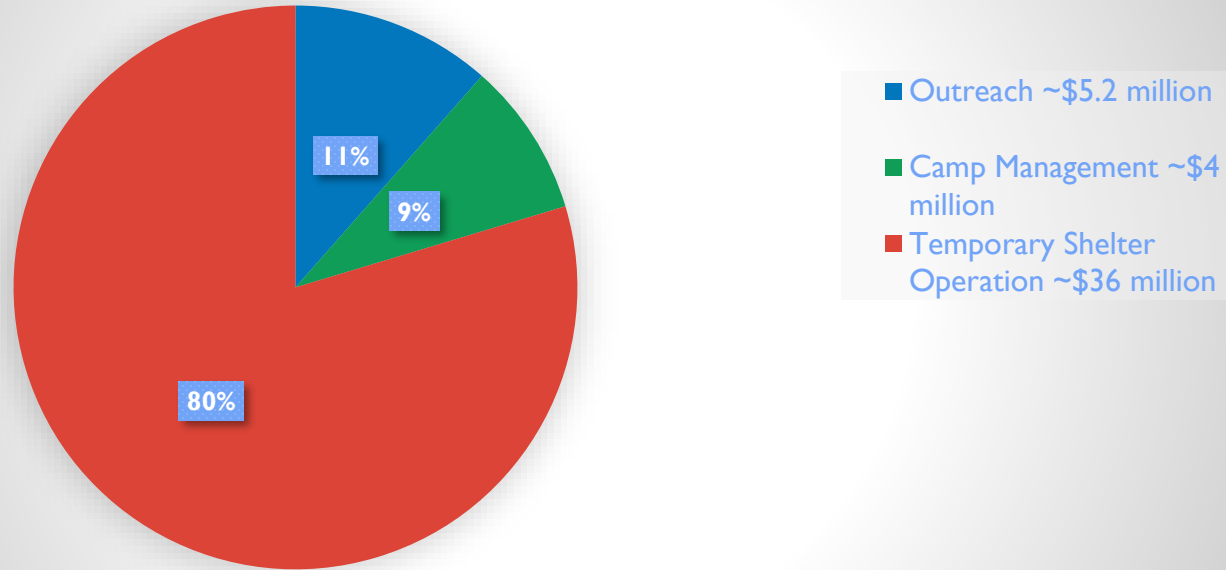
- 27,000 cubic yards of waste removed from encampments
- 24,500 hypodermic needles
- Crews are in the field 7 days a week, from 7 AM to 5 PM



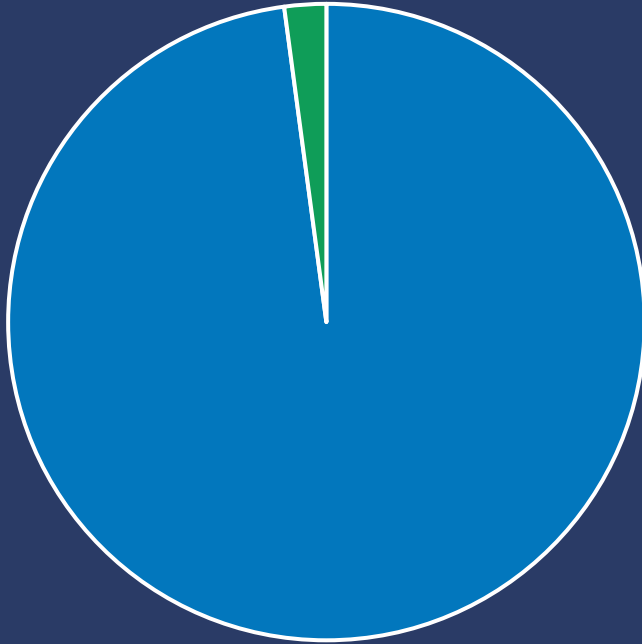
Total Engagments and Outcomes (Preliminary)



DCR Resources Allocation



311 Calls Referred to PD



- 13,199 total 311 calls closed from 1/1/23 through 6/23/23
- 286 total calls referred to PD for compliance (2%)

Compliance & Camp Management – PD Impact

- 610 Calls for Service Handled by PD Impact (Jan. 1 – May 31, 2023)
- Respond to complaints of illegal activity
- Proactive engagements
- 30 arrests (warrants, narcotics, theft, resisting arrest)
- 6,634 cubic yards of debris
- 6,972 needles
- Coordinated Large Encampment Cleanup - Haggin Oaks/Roseville Road



LARGE ENCAMPMENT – HAGGIN OAKS/ROSEVILLE ROAD

METRICS: (SPD Impact, Code Enforcement, Forensclean)

Metrics	Total
PEH Contacted	18
Arrests	1 Felony Warrant
Stolen Vehicle Recovered	11
Total Vehicles Removed from Property	24
Total Trash Removed	215,060 lbs
Metal and Propane Tanks Removed	20,000 lbs
Syringes Disposed	2,143

LARGE ENCAMPMENT – HAGGIN OAKS/ROSEVILLE ROAD

METRICS: (DCR Specific)

Service Type	Total
Total Contacts	245
Total Engagements	187
Coordinated Access Referrals	6
ID Voucher	18
HMIS Enrollments	21
Mental Health Assessments	5
Referred to DHA	3
Behavior Health Referral	1

*Definitions:

- 1. Contact** – “any exchange between staff and an unhoused community member.”
- 2. Engagement** – “a more substantial interaction where discussion of service provision takes place.”
- 3. Coordinated Access Referral** – “shelter referrals which place an individual on a list for available shelter spots.”


Compliance & Camp Management – Park Rangers

- 258 Calls for Service Handled by Rangers (Jan. 1 – May 31, 2023)
- Park Clean Ups Conducted at:
- Granite Regional (park side)
- O’Neil Field
- Ninos Park
- Chicory Bend
- Granite Regional (rear)
- Bannon Creek Park (in progress)

BEFORE



AFTER



Compliance & Camp Management – Code Enforcement

- 21,570 complaints processed by Code Enforcement (Jan. 1 – Jun. 20, 2023)
- Team routinely visits 30 locations weekly with concentration of RVs and trailers
- 9,280 Vehicles on-street inspections
- 1,119 abandoned, wrecked, dismantled, inoperative vehicle abatements
- 360 heavy-duty RVs and trailers abatements

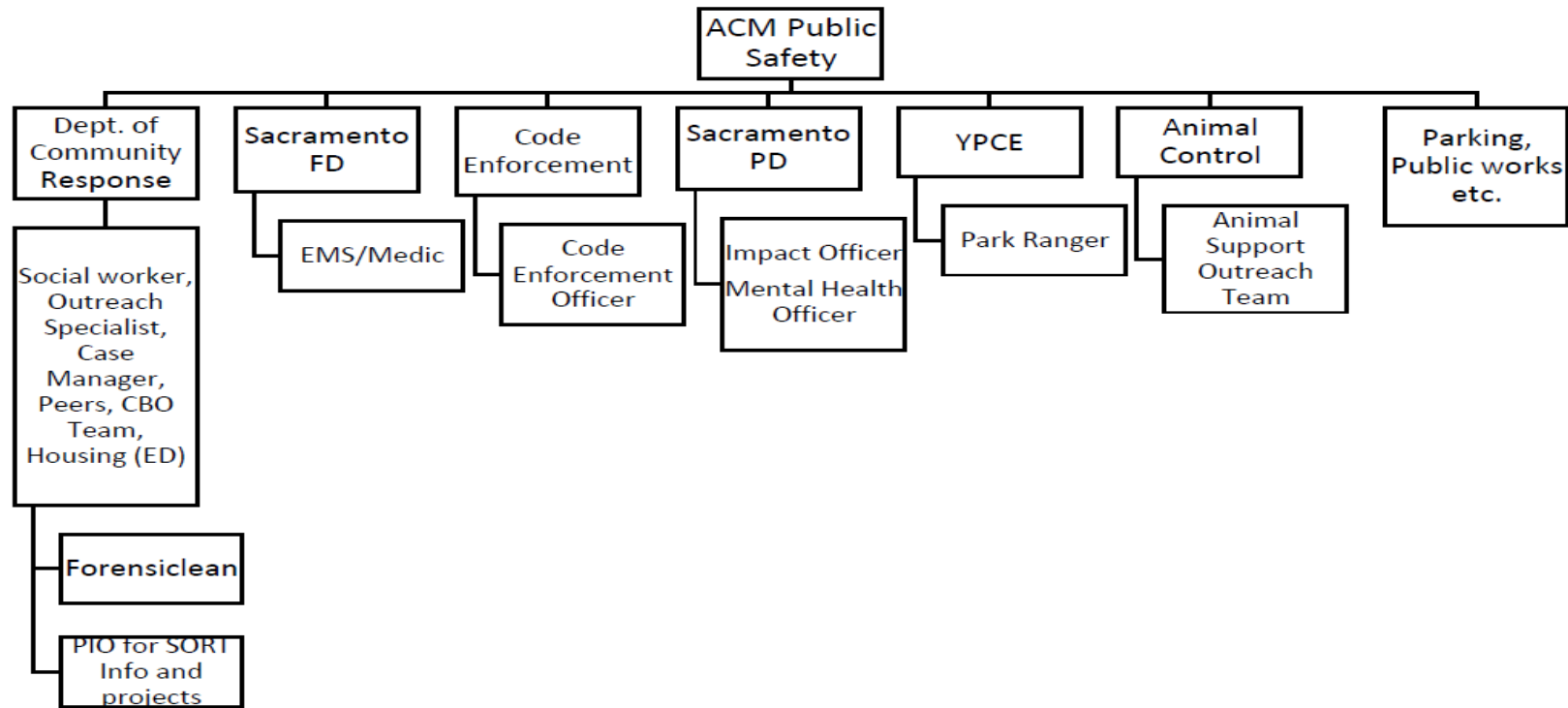
BEFORE



AFTER



CITY STAFF INVOLVED IN ISSUES RELATED TO PERSONS EXPERIENCING HOMELESSNESS



BEFORE



AFTER



BEFORE



AFTER



ALHAMBRA & W

BEFORE



AFTER



BEFORE



AFTER



BEFORE



AFTER




BEFORE




AFTER



BEFORE



AFTER



BEFORE



AFTER




BEFORE



AFTER



BEFORE



AFTER



BEFORE



AFTER



Auburn Road

BEFORE



AFTER



Evergreen

BEFORE



AFTER



Auburn Road

BEFORE



AFTER



Q & A

Staff Recommendation: Receive report and provide comment.