

CITY OF SACRAMENTO
1231 I Street, Sacramento, CA 95814

Permit No: **0509294**

Insp Area: **2**

Thos Bros:

Sub-Type: NSFR

N

Site Address: **7525 MUIRFIELD WY SAC**
Parcel No: **BUENA PARK LOT #45 Housing (Y/N):**

CONTRACTOR
TIM LEWIS COMMUNITIES
5750 SUNRISE BLVD
CITRUS HEIGHTS 95610

OWNER

ARCHITECT

Nature of Work: **MP1504 1 STORY 7RM SFR**

CONSTRUCTION LENDING AGENCY: I hereby affirm under penalty of perjury that there is a construction lending agency for the performance of the work for which this permit is issued (Sec. 3097, Civ. C).

Lender's Name _____ Lender's Address _____

LICENSED CONTRACTORS DECLARATION: I hereby affirm under penalty of perjury that I am licensed under provisions of Chapter 9 (commencing with section 7000) of Division 3 of the Business and Professions Code and my license is in full force and effect.

License Class _____ License Number **492827** Date **7/11/05** Contractor Signature _____

OWNER-BUILDER DECLARATION: I hereby affirm under penalty of perjury that I am exempt from the contractors License Law for the following reason (Sec. 7031.5, Business and Professions Code; any city or county which requires a permit to construct, alter, improve, demolish, or repair any structure, prior to its issuance, also requires the applicant for such permit to file a signed statement that he or she is licensed pursuant to the provisions of the Contractors License Law (Chapter 9 (commencing with Section 7000) of Division 8 of the Business and Professions Code) or that he or she is exempt therefrom and the basis for the alleged exemption. Any violation of Section 7031.5 by any applicant for a permit subjects the applicant to a civil penalty of not more than five hundred dollars (\$500.00);

_____, I, as a owner of the property, or my employees with wages as their sole compensation, will do the work, and the structure is not intended or offered for sale (Sec. 7044, Business and Professional Code: The Contractors License Law does not apply to an owner of property who builds or improves thereon, and who does such work himself or herself or through his/her own employees, provided that such improvements are not intended or offered for sale. If, however, the building or improvement is sold within one year of completion, the owner-builder will have the burden of proving that he/she did not build or improve for the purpose of sale.)

_____, I, as owner of the property, am exclusively contracting with licensed contractors to construct the project (Sec. 7044, Business and Professions Code: The Contractors License Law does not apply to an owner of property who builds or improves thereon, and who contracts for such projects with a contractor(s) licensed pursuant to the Contractors License Law).

I am exempt under Sec. _____ B& PC for this reason: _____

Date _____ Owner Signature _____

IN ISSUING THIS BUILDING PERMIT, the applicant represents, and the city relies on the representation of the applicant, that the applicant verified all measurements and locations shown on the application or accompanying drawings and that the improvement to be constructed does not violate any law or private agreement relating to permissible or prohibited locations for such improvements. This building permit does not authorize any illegal location of any improvement or the violation of any private agreement relating to location of improvements.

I certify that I have read this application and state that all information is correct. I agree to comply with all city and county ordinances and state laws relating to building construction and hereby authorize representative(s) of this city to enter upon the abovementioned property for inspection purposes.

Date **7/11/05** Applicant/Agent Signature _____

WORKER'S COMPENSATION DECLARATION: I hereby affirm under penalty of perjury one of the following declarations:

_____, I have and will maintain a certificate of consent to self-insure for workers' compensation as provided for by Section 3700 of the Labor Code, for the performance of work for which the permit is issued.

_____, I have and will maintain workers' compensation insurance, as required by Section 3700 of the Labor Code, for the performance of the work for which this permit is issued. My workers' compensation insurance carrier and policy number are:

Carrier **STATE FUND** Policy Number **0401182004** Exp Date **04/01/2005**

_____, (This section need not be completed if the permit is for \$100 or less) I certify that in the performance of the work for which this permit is issued, I shall not employ any person in any manner so as to become subject to the workers' compensation laws of California and agree that if I should become subject to the workers' compensation provisions of Section 3700 of the Labor Code, I shall forthwith comply with those provisions.

Date **7/11/05** Applicant Signature _____

WARNING: FAILURE TO SECURE WORKER'S COMPENSATION COVERAGE IS UNLAWFUL AND SHALL SUBJECT AN EMPLOYER TO CRIMINAL PENALTIES AND CIVIL FINES UP TO ONE HUNDRED THOUSAND DOLLARS (\$100,000) IN ADDITION TO THE COST OF COMPENSATION, DAMAGES AS PROVIDED FOR IN SECTION 3706 OF THE LABOR CODE, INTEREST AND ATTORNEY'S FEE.

THIS PERMIT SHALL EXPIRE BY LIMITATION IF WORK IS NOT COMMENCED WITHIN 180 DAYS.

CERTIFICATION OF INSULATION

PART I GENERAL	ADDRESS OR TRACT		SACRAMENTO BUILDING PRODUCTS						
	TIM Lewis LOT # 45 Permit 0509294 LEGACY		<input checked="" type="checkbox"/> P.O. BOX 854, WEST SACRAMENTO, CA 95691 LIC. #202026 <input type="checkbox"/> 1309 MELODY ROAD, MARYSVILLE, CA 95901 LIC. #202026 <input type="checkbox"/> P.O. BOX 9651, FRESNO, CA 93793-9651 LIC. #202026 <input type="checkbox"/> P.O. BOX 1631, RENO, NV 89505 LIC. #10675 <input type="checkbox"/> 3326 A PONDEROSA WAY, LAS VEGAS, NV 89118 LIC. #10675 DATE INSULATION COMPLETED						
PART II AREAS INSULATED	WALLS			CEILINGS			FLOORS		
	(SQUARE FEET)			(SQUARE FEET)			(SQUARE FEET)		
	TYPE OF INSULATION			TYPE OF INSULATION			TYPE OF INSULATION		
	MATERIAL FIBERGLASS			MATERIAL FIBERGLASS			MATERIAL FIBERGLASS		
	FORM BATTS			FORM BATTS & BLOW			FORM BATTS		
	MANUFACTURER'S PRODUCT I.D.			MANUFACTURER'S PRODUCT I.D.			MANUFACTURER'S PRODUCT I.D.		
	MANUFACTURER			MANUFACTURER			MANUFACTURER		
	CT	OC	JM	CT	OC	JM	CT	OC	JM
	BAGS								
	R - VALUE INSTALLED	APPLIED THICKNESS	R - VALUE INSTALLED	APPLIED THICKNESS	MIN. INSTALLED WEIGHT PER SQUARE FOOT	R - VALUE INSTALLED	APPLIED THICKNESS		
	13	3.5	38	12" - 14.75"	—	—	—		
	KNEE WALLS IF R-VALUE IS OTHER THAN WALLS ABOVE								
MATERIAL FIBERGLASS		FORM BATTS		R VALUE			MANUFACTURER		
							CT	OC	JM
AIR INFILTRATION SEALANT									
MATERIAL				MANUFACTURER					
FOAM				HILTI		HANDY FOAM			
THIS IS TO CERTIFY THAT INSULATION AND/OR SEALANT HAS BEEN INSTALLED IN CONFORMANCE WITH APPLICABLE CODES, MATERIAL STANDARDS AND REGULATIONS.									
SIGNATURE — INSULATION CONTRACTOR			B.G.	TITLE		MANAGER	DATE		9/12/05
SIGNATURE — GENERAL CONTRACTOR				TITLE			DATE		
REMARKS									



LOT 45
0509 294

Installation Card

Job Address

LEGACY AT BUENA PARK

Stucco System Tradename: KWIK KOTE

Name of Stucco Manufacturer: KWIK KOTE CORP.

ICC Evaluation Service, Inc.
Evaluation Report ESR-1711
Date of Job Completion

Stucco Contractor

Name: KENYON PLASTERING, INC.

Address: PO BOX 2077

North Highlands CA, 95660

Telephone Number: 916/349-8191

Approved Contract Number as issued by KWIK KOTE: 1001

This is to certify that the stucco system on the building exterior at the above address has been installed in accordance with the evaluation report specified above and the KWIK KOTE instructions.

Signature of authorized representative of stucco contractor

Date

11-27-05

INSTALLATION CERTIFICATE

(Page 2 of 13)

CF-6R

Site Address TIM LEWIS -

Permit Number 0509 294

FENESTRATION/GLAZING:

ALSIDE - ALPINE

LOT 45

Manufacturer/Brand Name (GROUP LIKE PRODUCTS)	Product U-Factor ¹ (≤ CF-1R value) ²	Product SHGC ¹ (≤ CF-1R value) ²	# of Panels	Total Quantity of Like Product (Quantity)	Square Feet	Exterior Shading Device or Overhang	Comments/Location/ Special Features
1. _____	_____	_____	_____	_____	_____	_____	_____
2. <u>SLIDERS</u>	<u>.35</u>	<u>.32</u>	<u>2</u>	_____	<u>708</u>	_____	<u>LOW-E GLASS</u>
3. _____	_____	_____	_____	_____	_____	_____	_____
4. <u>SINGLE HUNGS</u>	<u>.35</u>	<u>.32</u>	<u>2</u>	_____	<u>106</u>	_____	_____
5. _____	_____	_____	_____	_____	_____	_____	_____
6. <u>PICTURE WINDOWS</u>	<u>.34</u>	<u>.35</u>	<u>2</u>	_____	<u>22</u>	_____	_____
7. _____	_____	_____	_____	_____	_____	_____	_____
8. <u>PATIO DOORS</u>	<u>.35</u>	<u>.35</u>	<u>1</u>	_____	<u>33</u>	_____	_____
9. _____	_____	_____	_____	_____	_____	_____	_____
10. _____	_____	_____	_____	_____	_____	_____	_____
11. _____	_____	_____	_____	_____	_____	_____	_____
12. _____	_____	_____	_____	_____	_____	_____	_____
13. _____	_____	_____	_____	_____	_____	_____	_____
14. _____	_____	_____	_____	_____	_____	_____	_____
15. _____	_____	_____	_____	_____	_____	_____	_____

¹ Manufactured fenestration products use the values from the product label. Field fabricated fenestration products use the default values from Section 116 of the Energy Efficiency Standards.

² Installed U-Factor must be less than or equal to values from CF-1R. Installed SHGC must be less than or equal to values from CF-1R, or a shading device (exterior or overhang) is installed as specified on the CF-1R. Alternatively, installed weighted average U-Factors for the total fenestration area are less than or equal to values from CF-1R.

I, the undersigned, verify that the fenestration/glazing listed above my signature: 1) is the actual fenestration product installed; 2) is equivalent to or has a lower U-Factor and lower SHGC than that specified in the certificate of compliance (Form CF-1R) submitted for compliance with the Energy Efficiency Standards for residential buildings; and 3) the product meets or exceeds the appropriate requirements for manufactured devices (from Part 6), where applicable.

2, 4, 6, 8
Item #s
(if applicable)

[Signature] 9-30-05
Signature, Date

Y.T. GLASS & WINDOWS INC.
3200 DWIGHT BLVD, SUITE 400
ELK GROVE, CA 95768-6461
Installing Subcontractor (Co. Name) OR
General Contractor (Co. Name) OR Owner
OR Window Distributor

Item #s
(if applicable)

Signature, Date

Installing Subcontractor (Co. Name) OR
General Contractor (Co. Name) OR Owner
OR Window Distributor

Item #s
(if applicable)

Signature, Date

Installing Subcontractor (Co. Name) OR
General Contractor (Co. Name) OR Owner
OR Window Distributor

COPY TO: Building Department
HERS Provider (if applicable)
Building Owner at Occupancy

Site Address

Permit Number

0509294

LOT 45

An installation certificate is required to be posted at the building site or made available for all appropriate inspections. (The information provided on this form is required; however, use of this form to provide the information is optional.) After completion of final inspection a copy must be provided to the building department (upon request) and the building owner at occupancy, per Section 10-103(b).

HVAC SYSTEMS:

Heating Equipment

Equip. Type (pkg. Heat pump)	CEC Certified Mfr name and Model #	# of Identical Systems	(1) Efficiency (AFUE, etc.) > CF-IR value	Duct Location (attic, etc.)	Duct or Piping R-value	Heating Load (Btu/hr)	Heating Capacity (Btu/hr)	
Furnace	York LY8S060A12UH11	1	0.80	Attic	R-6.0	29,167	80,000	Plan 1
Furnace	York LY8S060A12UH11	1	0.80	Attic	R-6.0	31,809	80,000	Plan 2
Furnace	York LY8S060A12UH11	1	0.80	Attic	R-6.0	31,744	80,000	Plan 3
Furnace	York LY8S080B16UH11	1	0.80	Attic	R-6.0	37,988	80,000	Plan 4
Furnace	York LY8S080B16UH11	1	0.80	Attic	R-6.0	37,081	80,000	Plan 5
Furnace	York LY8S080B16UH11	1	0.80	Attic	R-6.0	38,099	80,000	Plan 6
Furnace	York LY8S060A12UH11	1	0.80	Attic	R-6.0	27,428	80,000	Plan 7

Cooling Equipment

Equip. Type (pkg. Heat pump)	CEC Certified Compressor Unit Mfr Name and Model #	# of Identical Systems	(1) Efficiency (SEER, etc.) > CF-IR Value	Duct Location (attic, etc.)	Duct R-value	Cooling Load (Btu/hr)	Cooling Capacity (Btu/hr)	
Condenser	York H*RC030 *	1	13.0	Attic	R-6.0	23,872	27,800	Plan 1
Condenser	York H*RC030 *	1	13.0	Attic	R-6.0	24,083	27,800	Plan 2
Condenser	York H*RE038 *	1	14.0	Attic	R-6.0	28,661	31,800	Plan 3
Condenser	York H*RC042 *	1	13.0	Attic	R-6.0	33,349	38,800	Plan 4
Condenser	York H*RC042 *	1	13.0	Attic	R-6.0	32,249	38,800	Plan 5
Condenser	York H*RC042 *	1	13.0	Attic	R-6.0	31,708	38,800	Plan 6
Condenser	York H*RC030 *	1	13.0	Attic	R-6.0	20,264	23,900	Plan 7

***TXV - Indicates Thermal Expansion Valve On Coil**

(1) > reads greater than or equal to.

I, the undersigned, verify that equipment listed above is: 1) the actual equipment installed; 2) equivalent to or more efficient than that specified in the certificate of compliance (Form CF-1R) submitted for compliance with the Energy Efficiency Standards for residential buildings; and 3) equipment that meets or exceeds the appropriate requirements for manufactured devices (from the Appliance Efficiency Regulations or Part 6), where applicable.

Gregory 3-28-05
Signature, Date

Beutler Corporation

OR General Contractor (Co. Name) OR Owner

WATER HEATING SYSTEMS:

Heater Type	CEC Certified Mfr Name & Model #	Distribution Type (Std. point of use)	If Recirculation Control Type	# of Identical Systems	(3) Rated Input (kW or Btu/hr)	Tank Volume (gallons)	(5) Efficiency (EF, RE)	(2) Standby Loss (%)	External Insulation R-value

(2) For small gas storage (rated input of less than or equal to 75,000 Btu/hr), electric resistance and heat pump water heaters, list Energy Factor. For large gas storage water heaters (rated input of greater than 75,000 Btu/hr), list Recovery Efficiency, Standby Loss and Rated Input. For instantaneous gas water heaters, list Recovery efficiency and Rated Input.
(3) R-12 external insulation is mandatory for storage water heaters with an energy factor of less than 0.58.

Facets & Shower Heads:

All facets and showerheads installed are certified to the Commission, pursuant to Title 24, Part 6, Section 111.

I, the undersigned, verify that equipment listed above my signature is: 1) the actual equipment installed; 2) equivalent to or more efficient than that specified in the certificate of compliance (Form CF-1R) submitted for compliance with the Energy Efficiency Standards for residential buildings; and 3) equipment that meets or exceeds the appropriate requirements for manufactured devices (from the Appliance Efficiency Regulations or Part 6), where applicable.

Signature, Date

Installing Subcontractor (Co. Name)
OR General Contractor (Co. Name) OR Owner

COPY TO: Building Department
HERS Provider (if applicable)
Building Owner at Occupancy

INSTALLATION CERTIFICATE

(page 1 of 4)

CF-6R

Site Address

0509294

Permit Number

LOT 45

An installation certificate is required to be posted at the building site or made available for all appropriate inspections. (The information provided on this form is required; however, use of this form to provide the information is optional.) After completion of final inspection, a copy must be provided to the building department (upon request) and the building owner at occupancy, per Section 10-103(b).

HVAC SYSTEMS:

Heating Equipment

Equip. Type (pkg. heat pump)	CEC Certified Mfr Name and Model Number	# of Identical Systems	Efficiency (AFUE, etc.) ¹ [≥CF-1R value]	Duct Location (attic, etc.)	Duct or Piping R-value	Heating Load (Btu/hr)	Heating Capacity (Btu/hr)

Cooling Equipment

Equip. Type (pkg. heat pump)	CEC Certified Compressor Unit Mfr Name and Model Number	# of Identical Systems	Efficiency (SEER, etc.) ¹ [≥CF-1R value]	Duct Location (attic, etc.)	Duct R-value	Cooling Load (Btu/hr)	Cooling Capacity (Btu/hr)

1. ≥ reads greater than or equal to.

I, the undersigned, verify that equipment listed above is: 1) the actual equipment installed, 2) equivalent to or more efficient than that specified in the certificate of compliance (Form CF-1R) submitted for compliance with the *Energy Efficiency Standards* for residential buildings, and 3) equipment that meets or exceeds the appropriate requirements for manufactured devices (from the *Appliance Efficiency Regulations* or Part 6), where applicable.

Signature, Date

Installing Subcontractor (Co. Name)

OR General Contractor (Co. Name) OR Owner

WATER HEATING SYSTEMS:


Heater Type	CEC-Certified Mfr Name & Model Number	Distribution Type (Std. Point-of-Use)	If Recirculation, Control Type	# of Identical Systems	Rated ² Input (kW or Btu/hr)	Tank Volume (gallons)	Efficiency ² (EF, RE)	Standby ² Loss (%)	External Insulation R-value
GAS	A. S. SMITH GVR-50-100	STD	N/A	1	40,000	50	62	N/A	N/A

2 For small gas storage (rated input of less than or equal to 75,000 Btu/hr), electric resistance and heat pump water heaters, list Energy Factor. For large gas storage water heaters (rated input of greater than 75,000 Btu/hr), list Recovery Efficiency, Standby Loss and Rated Input. For instantaneous gas water heaters, list Recovery Efficiency and Rated Input.

Faucets & Shower Heads:

All faucets and showerheads installed are certified to the Commission, pursuant to Title 24, Part 6, Subchapter 2, Section 1-11.

I, the undersigned, verify that equipment listed above my signature: 1) is the actual equipment installed; 2) is equivalent to or more efficient than that specified in the certificate of compliance (Form CF-1R) submitted for compliance with the *Energy Efficiency Standards* for residential buildings; and 3) the equipment meets or exceeds the appropriate requirements for manufactured devices (from the *Appliance Efficiency Regulations* or Part 6), where applicable.

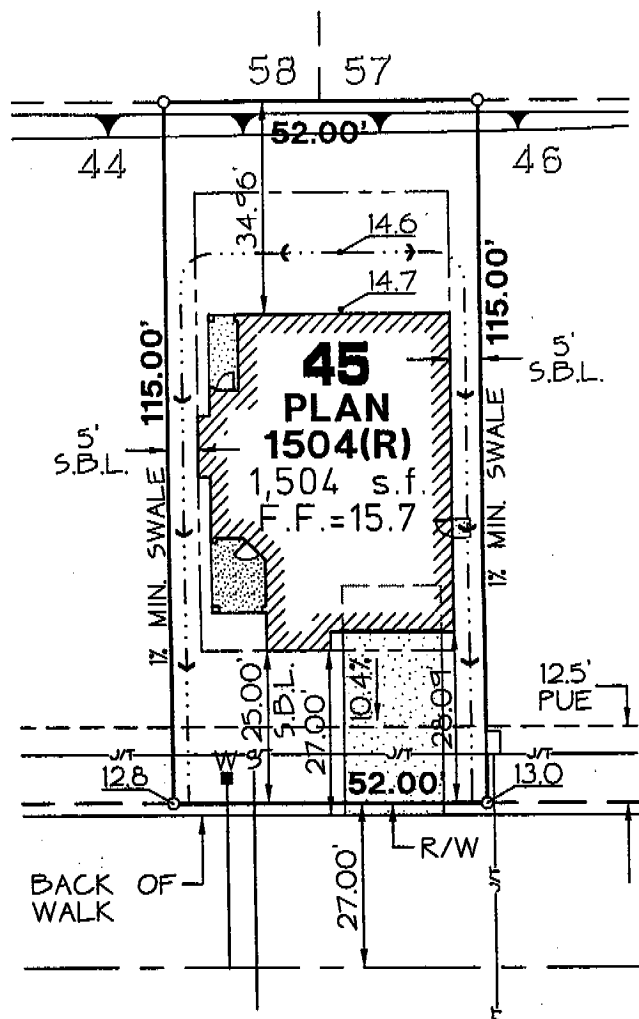

Signature/Date

BIANCHI PLUMBING CO., INC

Installing Subcontractor (Co. Name) OR

General Contractor (Co. Name) OR Owner


COPY TO: Building Department
Building Owner at Occupancy



NORTH
SCALE: 1"=30'

45
PLAN
1504(R)
1,504 s.f.
F.F. = 15.7

MUIRFIELD WAY



This set of plans and specifications must be kept on the job at all times and it is unlawful to make any changes or alterations from the same without written permission from the Building Inspection Division. The approval of this plan and specification SHALL NOT be held to permit or approve the violation of any City Ordinance or State Law.

MINIMUM SETBACKS:

- FRONT = 25'
- REAR = 15'
- SIDE = 5'
- SIDE STREET = 12.5'

<p>BURRELL CONSULTING GROUP, INC. 1001 Emerald Way, Suite 100, Roseville, CA 95775 (916) 783-8888</p>	PLOT PLAN FOR: LOT 45 LEGACY at BUENA PARK		DRAWN BY: R.C.T.	CHK'D BY: T.G.B.
	7525 MUIRFIELD WAY A.P.N.: 048-0270-045		DATE: 12/10/04	REVISD: 06/16/05
	CITY: SACRAMENTO	CALIFORNIA	SCALE: 1"=30'	JOB NO. 1322-00-811

S:\Proj\1322\CAD\Plot Plan\TimLewis\1322Pp45.dwg, 06/16/05 01:58:25pm, Eric