

SPECIAL MEETING

SACRAMENTO COMMUNITY CENTER AUTHORITY

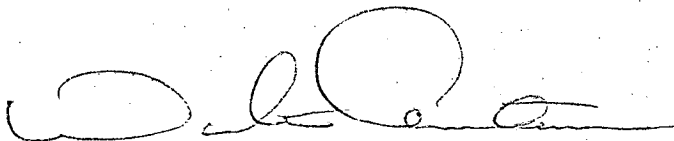
WEDNESDAY

June 7, 1972

4:30 p. m.

I HEREBY CALL a Special Meeting of the Sacramento Community Center Authority to be held at the hour of 4:30 o'clock p. m., on Wednesday, June 7, 1972, in the conference room, Room 300, City Hall, 915 I Street, for considering the following subjects:

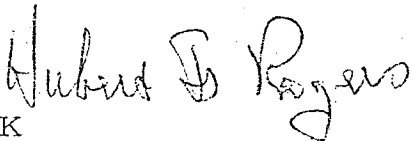
1. Approval of Minutes, Special Meeting of May 10, 1972.
2. Trustee Financial Status Report.
3. Engineers Progress Report.
4. Engineers Certificate of Payments.
5. Requisition for Payment.
6. All other matters relating to the Sacramento Community Center Project.



CHAIRMAN

ATTEST:

CLERK



2

Sacramento Community Center Authority  
 Recap of Trustees Monthly Financial Statements  
 May 31, 1972

|    |                                       | 1             | 2                | 3 | 4                    | 5 | 6                    |
|----|---------------------------------------|---------------|------------------|---|----------------------|---|----------------------|
|    |                                       |               | Receipts         |   | Disbursements        |   | Total                |
| 1  | Bond Sale                             | Aug. 27, 1971 |                  |   |                      |   | 19,100,000.00        |
| 2  | Acc/Int                               |               | 866,488.4        |   |                      |   |                      |
| 3  | Interest Earned on Invest             |               | 484,713.10       |   |                      |   |                      |
| 4  | Hotel-Motel Tax                       |               | 1,445,000.00     |   |                      |   |                      |
| 5  | Bid Deposit                           |               | 250,000.00       |   |                      |   |                      |
| 6  | Total Receipts                        |               | 2,266,361.94     |   |                      |   |                      |
| 7  |                                       |               |                  |   |                      |   |                      |
| 8  |                                       |               |                  |   |                      |   |                      |
| 9  | Site Acquisition + Closing Fees       |               |                  |   | 372,505.20           |   |                      |
| 10 | Title Fee                             |               |                  |   | 292,798.3            |   |                      |
| 11 | Return of Bid Check                   |               |                  |   | 2,500,000.00         |   |                      |
| 12 | Financial Consultants Fees            |               |                  |   | 31,795.88            |   |                      |
| 13 | Bond Attys.                           |               |                  |   | 960,000.00           |   |                      |
| 14 | Tax Council Fee                       |               |                  |   | 98,560.3             |   |                      |
| 15 | Sub. Total Disbursements              |               |                  |   | 4,141,983.74         |   |                      |
| 16 | Requisitions                          |               |                  |   | 373,475.83           |   |                      |
| 17 | Progress Payments to Contractors      |               |                  |   | 1,082,298.60         |   |                      |
| 18 | Adjustment on overpayment on Interest |               |                  |   | 24,281.3             |   |                      |
| 19 | Payment of Interest due 2-1-72        |               |                  |   | 599,975.00           |   |                      |
| 20 |                                       |               |                  |   | 2,058,077.56         |   |                      |
| 21 | Total Disbursements                   |               |                  |   | 6,200,613.0          |   |                      |
| 22 | Fund Total                            |               |                  |   |                      |   | 15,166,300.64        |
| 23 |                                       |               |                  |   |                      |   |                      |
| 24 |                                       |               |                  |   |                      |   |                      |
| 25 |                                       |               |                  |   |                      |   |                      |
| 26 |                                       |               |                  |   |                      |   |                      |
| 27 |                                       |               |                  |   |                      |   |                      |
| 28 |                                       |               |                  |   |                      |   |                      |
| 29 |                                       |               |                  |   |                      |   |                      |
| 30 |                                       |               |                  |   |                      |   |                      |
| 31 |                                       |               | <u>CASH</u>      |   | <u>SECURITIES</u>    |   |                      |
| 32 | Construction Fund                     |               | 281,068.8        |   | 11,601,303.77        |   |                      |
| 33 | Insurance Reserve                     |               | 611,758          |   | 5,160,703.5          |   |                      |
| 34 | Interest Fund                         |               | -0-              |   | 3,012,202.07         |   |                      |
| 35 | Working Capital Fund                  |               | 45,709           |   | 20,429.1             |   |                      |
| 36 |                                       |               | <u>346,815.5</u> |   | <u>15,131,619.10</u> |   | <u>15,166,300.65</u> |
| 37 |                                       |               |                  |   |                      |   |                      |
| 38 |                                       |               |                  |   |                      |   |                      |
| 39 |                                       |               |                  |   |                      |   |                      |
| 40 |                                       |               |                  |   |                      |   |                      |

4806 - Buff  
5806 - Blue  
8806 - Green



# SECURITY PACIFIC NATIONAL BANK

HEAD OFFICE • TRUST DEPARTMENT • CORPORATE TRUST DIVISION

124 WEST FOURTH STREET, LOS ANGELES, CALIFORNIA

MAILING ADDRESS: P. O. BOX 3546, TERMINAL ANNEX, LOS ANGELES, CALIFORNIA 90051

June 1, 1972

Reference: 9-07077

West E. Dillon, City Treasurer  
Office of the Treasurer  
915 I Street  
Sacramento, California 95814

Dear Mr. Dillon:

Pursuant to your request, the following is a recap of all MAY, 1972 activity of your cash and asset accounts.

MAY RECAP:

Balance as of 4/25/72 \$15,396,360.11

Receipts:

|   |                   |            |
|---|-------------------|------------|
| Interest earned on U. S. Treasury Notes:            | 31,001.25         |            |
| Interest earned on Repurchase Agreement of 4/10/72: | 3,663.33          |            |
| Interest earned on U. S. Treasury Bills             | <u>129,328.00</u> | 163,992.58 |

Disbursements:

|                           |                   |            |
|---------------------------|-------------------|------------|
| Requisition #10           | 5,483.34          |            |
| Engineer's Certificate #8 | <u>388,568.70</u> | 394,052.04 |

Balance as of 5/31/72 \$15,166,300.65

The total collected interest from inception to date is \$484,713.06

continued, page 2...

RECEIVED  
CITY CLERKS OFFICE  
CITY OF SACRAMENTO  
JUN 7 7 26 AM '72

West E. Dillon, City Treasurer  
Sacramento Community Center Authority

## Disposition of funds:

|                            |                 |
|----------------------------|-----------------|
| Insurance Reserve          | \$ 522,187.93   |
| Interest Fund              | 3,012,202.07    |
| Working Capital Fund       | 2,500.00        |
| Construction Fund (cash)   | 28,106.88       |
| Construction Fund (assets) | 11,601,303.77*  |
| <hr/>                      |                 |
| Total as of 5/31/72        | \$15,166,300.65 |

\* \$708,000.00 in "Repurchase Agreements".

Sincerely,



E. L. Trottman, Jr.  
Assistant Corporate Trust Officer

ELT:ji

Encls-

cc: C. E. Rhodes, Jrs., Controller  
Thomas W. Oldham, Secretary  
Ronald H. Parker, City Engineer  
Frank J. Soriano, Blyth & Co., Inc.  
Gary B. Nelson, Assistant Corporate  
Trust Officer, Security Pacific Bank

SECURITY PACIFIC NATIONAL BANK  
CASH STATEMENT

SACRAMENTO COMMUNITY CENTER AUTHORITY - CONSTRUCTION FUND

FROM: 4/25/72 TO: 5/31/72

| DATE | PARTICULARS   | NO. | DEBITS       | CREDITS      | BALANCE      |
|------|---|-----|--------------|--------------|--------------|
| 4/25 | Balance forward   |     |              |              | 303.27       |
| 5/10 | Received from the Collection Dept.--proceeds from the sale of "Repurchase Agreement" of 4/10/72. [\$1,099,000.00-Principal, \$3,663.33-Interest]  |     |              | 1,102,663.33 | 1,102,966.60 |
| 5/11 | Proceeds of U. S. Treasury Bills due 5/11/72. [\$5,770,672.00-paid, \$129,328.00-interest earned]   |     |              | 5,900,000.00 |              |
|      | Paid to H.O. Trust for the purchase of \$5,950,000 principal amount U. S. Treasury Bills to mature 8/10/72.   |     | 5,897,699.50 |              |              |
|      | Paid to Collection Dept. for the purchase of a "Repurchase Agreement" to be re-sold 6/12/72.  |     | 708,000.00   |              | 397,267.10   |
| 5/16 | Payment pursuant to Requisition #10, as provided for in Section 3.03 of the Resolution 10-71:   |     |              |              |              |
|      | Brownies Blueprint  |     | 975.95       |              |              |
|      | City of Sacramento  |     | 4,191.39     |              |              |
|      | House of Signs, Inc.  |     | 39.00        |              |              |
|      | Martyr & Curry  |     | 5.55         |              |              |
|      | Mc Curry Companies  |     | 35.24        |              |              |
|      | Mc Donough, Holland, Schwartz, etc.   |     | 66.50        |              |              |
|      | National Wholesale Bldg Materials   |     | 28.22        |              |              |
|      | Pacific Telephone   |     | 102.11       |              |              |
|      | Postal Instant Press  |     | 39.38        |              | 391,783.76   |
|      | Funds transferred to San Francisco District Trust for payment of Engineer's Certificate #8.   |     | 388,568.70   |              | 3,215.06     |
| 5/31 | Transferred from the Interest Fund (earned interest)  |     |              | 24,834.32    |              |
|      | Transferred from the Working Capital Fund (earned interest)   |     |              | 57.50        | * 28,106.88  |
|      | * This money will be used to pay requisitions on or about June 9. The amount was not sufficient to invest under a repurchase agreement and it was not practical to invest in U. S. Treasury securities for such a short period of time. |     |              |              |              |

~~CASH STATEMENT~~

ASSET STATEMENT

SACRAMENTO COMMUNITY CENTER AUTHORITY - CONSTRUCTION FUND

FROM: 4/25/72 TO: 5/31/72

| DATE | PARTICULARS   | NO. | DEBITS | CREDITS      | BALANCE       |
|------|---|-----|--------|--------------|---------------|
| 4/25 | The following are held in safekeeping for this account as of 4/25/72: |     |        |              |               |
|      | 1. \$5,080,000.00 U. S. Treasury Bills due 7/27/72. [Yield: 3.56]     |     |        | 4,995,604.27 | 4,995,604.27  |
| 5/12 | \$5,950,000.00 U. S. Treasury Bills due 8/10/72 [Yield: 3.477]        |     |        | 5,897,699.50 | 10,893,303.77 |

SECURITY PACIFIC NATIONAL BANK

CORPORATE TRUST  
DIVISION

~~CASH STATEMENT~~

ASSET STATEMENT

SACRAMENTO COMMUNITY CENTER AUTHORITY - INTEREST FUND

FROM: 4/25/72 TO: 5/31/72

| DATE | PARTICULARS   | NO. | DEBITS | CREDITS      | BALANCE      |
|------|---|-----|--------|--------------|--------------|
| 4/25 | The following are held in safekeeping for this account as of 4/25/72: |     |        |              |              |
|      | 1. \$1,200,000 U. S. Treasury Notes due 8/15/74<br>[Yield: 5.53]      |     |        | 1,213,447.01 |              |
|      | 2. \$590,000 U. S. Treasury Bills due 6/30/72<br>[Yield: 4.59]        |     |        | 570,366.32   |              |
|      | 3. \$1,200,000 U. S. Treasury Bills due 11/15/73<br>[Yield: 5.23]     |     |        | 1,194,811.14 |              |
|      | 4. \$30,000 U. S. Treasury Bills due 7/31/72<br>[Yield: 3.36]         |     |        | 29,577.60    |              |
|      | 5. \$3,852.00 U. S. Treasury Notes due 11/15/72<br>[Yield: 3.06]      |     |        | 4,000.00     | 3,012,202.07 |
|      | No further assets have been purchased for this account.               |     |        |              |              |

SECURITY PACIFIC NATIONAL BANK  
CASH STATEMENT

SACRAMENTO COMMUNITY CENTER AUTHORITY - INTEREST FUND

FROM: 4/25/72 TO: 5/31/72

| DATE | PARTICULARS   | NO. | DEBITS    | CREDITS   | BALANCE   |
|------|---|-----|-----------|-----------|-----------|
| 4/25 | Balance forward   |     |           |           | 00        |
| 5/15 | Interest due on \$1,200,000 principal amount of U. S. Treasury Bonds 4-1/8% due 11/15/73. |     |           | 24,750.00 |           |
|      | Interest due on \$4,000 principal amount of U. S. Treasury Notes due 11/15/72             |     |           | 84.32     | 24,834.32 |
| 5/31 | Interest transferred to Construction Fund.  |     | 24,834.32 |           | 00        |

SECURITY PACIFIC NATIONAL BANK  
CASH STATEMENT

SACRAMENTO COMMUNITY CENTER AUTHORITY - INSURANCE RESERVE

FROM: 4/25/72 TO: 5/31/72

| DATE | PARTICULARS   | NO. | DEBITS | CREDITS  | BALANCE   |
|------|---|-----|--------|----------|-----------|
| 4/25 | Balance forward   |     |        |          | 8.15      |
| 5/15 | Interest due on \$200,000 principal amount of U. S. Treasury Notes 5-3/4% due 11/15/74. |     |        | 5,750.00 |           |
|      | Interest due on \$5,000 principal amount of U. S. Treasury Notes 6% due 11/15/72.       |     |        | 150.00   |           |
|      | Interest due on \$5,000 principal amount of U. S. Treasury Notes due 11/15/74 @ 5-3/4%. |     |        | 143.75   |           |
|      | Interest due on \$1,192.19 principal amount of U. S. Treasury Notes due 11/15/72.       |     |        | 65.68    | 6,117.58* |
|      | * These funds are to be invested in U. S. Treasury Notes.                               |     |        |          |           |

SECURITY PACIFIC NATIONAL BANK

CORPORATE TRUST  
DIVISION

~~CASH STATEMENT~~

ASSET STATEMENT

SACRAMENTO COMMUNITY CENTER AUTHORITY - INSURANCE RESERVE

FROM: 4/25/72 TO: 5/31/72

| DATE | PARTICULARS   | NO. | DEBITS | CREDITS    | BALANCE    |
|------|---|-----|--------|------------|------------|
| 4/25 | The following are held in safekeeping for this account as of 4/25/72: |     |        |            |            |
|      | 1. \$200,000 U. S. Treasury Notes due 11/15/74.<br>[Yield: 5.64]      |     |        | 205,312.50 |            |
|      | 2. \$100,000 U. S. Treasury Bills due 6/30/72.<br>[Yield: 4.59]       |     |        | 96,672.25  |            |
|      | 3. \$200,000 U. S. Treasury Bills due 2/15/75.<br>[Yield: 5.63]       |     |        | 202,593.75 |            |
|      | 4. \$5,000 U. S. Treasury Bills due 11/15/74.                         |     |        | 5,110.29   |            |
|      | 5. \$5,000 U. S. Treasury Notes due 11/15/72.                         |     |        | 5,189.37   |            |
|      | 6. \$1,148.00 U. S. Treasury Notes due 11/15/72.<br>[Yield: 3.06]     |     |        | 1,192.19   | 516,070.35 |
|      | No further assets have been purchased for this account.               |     |        |            |            |

SECURITY PACIFIC NATIONAL BANK  
CASH STATEMENT

SACRAMENTO COMMUNITY CENTER AUTHORITY - WORKING CAPITAL FUND

FROM: 4/25/72 TO: 5/31/72

| DATE | PARTICULARS   | NO. | DEBITS | CREDITS | BALANCE |
|------|---|-----|--------|---------|---------|
| 4/25 | Balance forward   |     |        |         | 457.09  |
| 5/15 | Interest due on \$2,000 principal amount of U. S. Treasury Notes 5-3/4% due 11/15/74. |     |        | 57.50   | 514.59  |
| 5/31 | Transferred to the Construction Fund.   |     | 57.50  |         | 457.09  |

~~CASH STATEMENT~~

ASSET STATEMENT

SACRAMENTO COMMUNITY CENTER AUTHORITY - WORKING CAPITAL FUND

FROM: 4/25/72 TO: 5/31/72

| DATE | PARTICULARS   | NO. | DEBITS | CREDITS  | BALANCE  |
|------|---|-----|--------|----------|----------|
| 4/25 | The following are held in safekeeping for this account as of 4/25/72: |     |        |          |          |
|      | 1. \$2,000 U. S. Treasury Bills due 11/15/74.                         |     |        | 2,042.91 | 2,042.91 |
|      | No further assets have been purchased for this account.               |     |        |          |          |



# SECURITY PACIFIC NATIONAL BANK

HEAD OFFICE • TRUST DEPARTMENT • CORPORATE TRUST DIVISION

124 WEST FOURTH STREET, LOS ANGELES, CALIFORNIA

MAILING ADDRESS: P. O. BOX 3546, TERMINAL ANNEX, LOS ANGELES, CALIFORNIA 90051

June 6, 1972

Reference: 9-07077

West E. Dillon, City Treasurer  
Office of the Treasurer  
915 "I" Street  
Sacramento, California 95814

Dear Mr. Dillon:

Pursuant to instructions from Mr. Don Sperling of your office, the following information is to be substituted as a corrected recap of your MAY, 1972 activity. Also enclosed are corrected copies of four of your accounts.

MAY RECAP:

Balance as of 4/25/72 \$15,396,360.11

Receipts:

|   |                   |            |
|---|-------------------|------------|
| Interest earned on U. S. Treasury Notes -             | 6,251.25          |            |
| Interest earned on Re-purchase Agreement of 4/10/72 - | 3,663.33          |            |
| Interest earned on U. S. Treasury Bonds -             | 24,750.00         |            |
| Interest earned on U. S. Treasury Bills -             | <u>129,328.00</u> | 163,992.58 |

Disbursements:

|                           |                   |            |
|---------------------------|-------------------|------------|
| Requisition #10           | 5,483.34          |            |
| Engineer's Certificate #8 | <u>388,568.70</u> | 394,052.04 |

Balance as of 5/31/72 \$15,166,300.65

The total collected interest from inception to date is \$484,713.06.

continued, page 2...

RECEIVED  
CITY CLERKS OFFICE  
CITY OF SACRAMENTO  
JUN 7 9 11 AM '72

West E. Dillon, City Treasurer  
Sacramento Community Center Authority

## Disposition of funds:

|                            |                 |
|----------------------------|-----------------|
| Insurance Reserve          | \$ 522,187.93   |
| Interest Fund              | 3,012,202.07    |
| Working Capital Fund       | 2,500.00        |
| Construction Fund (cash)   | 28,106.88       |
| Construction Fund (assets) | 11,601,303.77 * |
| <hr/>                      |                 |
| Total as of 5/31/72        | \$15,166,300.65 |

\* \$708,000.00 in "Repurchase Agreements".

Sincerely,



E. L. Trottman, Jr.  
Assistant Corporate Trust Officer

ELT:ji

Encls-

cc: C. E. Rhodes, Jr., Controller  
Thomas W. Oldham, Secretary ✓  
Ronald H. Parker, City Engineer  
Frank J. Soriano, Blyth & Co., Inc.  
Gary B. Nelson, Assistant Corporate  
Trust Officer, Security Pacific Bank

SECURITY PACIFIC NATIONAL BANK

CASH STATEMENT

ASSET STATEMENT

CORPORATE TRUST  
DIVISION

CORRECTED COPY

SACRAMENTO COMMUNITY CENTER AUTHORITY - INTEREST FUND

FROM: 4/25/72 TO: 5/31/72

| DATE | PARTICULARS   | NO. | DEBITS | CREDITS      | BALANCE      |
|------|---|-----|--------|--------------|--------------|
| 4/25 | The following are held in safekeeping for this account as of 4/25/72: |     |        |              |              |
|      | 1. \$1,200,000 U. S. Treasury Notes due 8/15/74<br>[Yield: 5.53]      |     |        | 1,213,447.01 |              |
|      | 2. \$590,000 U. S. Treasury Bills due 6/30/72<br>[Yield: 4.59]        |     |        | 570,366.32   |              |
|      | 3. \$1,200,000 U. S. Treasury Bonds due 11/15/73<br>[Yield: 5.23]     |     |        | 1,194,811.14 |              |
|      | 4. \$30,000 U. S. Treasury Bills due 7/31/72<br>[Yield: 3.36]         |     |        | 29,577.60    |              |
|      | 5. \$3,852 U. S. Treasury Notes due 11/15/72<br>[Yield: 3.06]         |     |        | 4,000.00     | 3,012,202.07 |
| 5/31 | No further assets have been purchased for this account.               |     |        |              |              |

SECURITY PACIFIC NATIONAL BANK  
CASH STATEMENT

CORPORATE TRUST  
DIVISION  
CORRECTED COPY

SACRAMENTO COMMUNITY CENTER AUTHORITY - INSURANCE RESERVE

FROM: 4/25/72 TO: 5/31/72

| DATE | PARTICULARS  | NO. | DEBITS | CREDITS  | BALANCE   |
|------|--|-----|--------|----------|-----------|
| 4/25 | Balance forward  |     |        |          | 8.15      |
| 5/15 | Interest due on \$200,000 principal amount of U. S. Treasury Notes 5-3/4% due 11/15/74 |     |        | 5,750.00 |           |
|      | Interest due on \$5,000 principal amount of U. S. Treasury Notes 6% due 11/15/72       |     |        | 150.00   |           |
|      | Interest due on \$5,000 principal amount of U. S. Treasury Notes due 11/15/74 @ 5-3/4% |     |        | 143.75   |           |
|      | Interest due on \$1,148.00 principal amount of U. S. Treasury Notes due 11/15/72       |     |        | 65.68    | 6,117.58* |
| 5/31 | Balance as of May 31, 1972   |     |        |          | 6,117.58  |
|      | * These funds are to be invested in U. S. Treasury Notes.                              |     |        |          |           |

SECURITY PACIFIC NATIONAL BANK

CASH STATEMENT

ASSET STATEMENT

CORPORATE TRUST  
DIVISION

CORRECTED COPY

SACRAMENTO COMMUNITY CENTER AUTHORITY - INSURANCE RESERVE

FROM: 4/25/72 TO: 5/31/72

| DATE | PARTICULARS   | NO. | DEBITS | CREDITS    | BALANCE    |
|------|---|-----|--------|------------|------------|
| 4/25 | The following are held in safekeeping for this account as of 4/25/72: |     |        |            |            |
|      | 1. \$200,000 U. S. Treasury Notes due 11/15/74<br>[Yield: 5.64]       |     |        | 205,312.50 |            |
|      | 2. \$100,000 U. S. Treasury Bills due 6/30/72<br>[Yield: 4.59]        |     |        | 96,672.25  |            |
|      | 3. \$200,000 U. S. Treasury Notes due 2/15/75<br>[Yield: 5.63]        |     |        | 202,593.75 |            |
|      | 4. \$5,000 U. S. Treasury Notes due 11/15/74                          |     |        | 5,110.29   |            |
|      | 5. \$5,000 U. S. Treasury Notes due 11/15/72                          |     |        | 5,189.37   |            |
|      | 6. \$1,148.00 U. S. Treasury Notes due 11/15/72.<br>[Yield: 3.06]     |     |        | 1,192.19   | 516,070.35 |
| 5/31 | No further assets have been purchased for this account.               |     |        |            |            |

SACRAMENTO COMMUNITY CENTER

ENGINEER'S PROGRESS REPORT

MAY 1972

---

Structural Earthwork

- Footings excavations for pile caps and grade beams has been completed.

Concrete Work

- To date we have poured 2450 yards
- The theater basement walls are approximately 95% complete and all the columns in the theater basement have been poured.
- Pile caps and grade beams in the Exhibit building and Activity building are 100% poured.
- Basement walls in the Activity building are approximately 30% poured.
- Pile caps and grade beams in the theater are 95% complete.
- Concrete slabs for the pipe tunnel between buildings and the return air tunnel walls and slabs have been poured.

Steel Formwork

- The theater basement is approximately 95% complete. One section in the northwest corner is being left open as an access for men and materials to complete the first stage of the theater basement.
- The Activity building is approximately 50% completed with some forms having been already removed.

Reinforcing Steel

- Reinforcing steel for the walls of the Activity building basement is approximately 60% in place.
- Steel for grade beams and pile caps is 90% complete.

Structural Steel

- Steel for the Exhibit building is 100% fabricated and on the job site with the exception of the miscellaneous steel
- Steel for the Activity building has all been fabricated and ready for delivery to the site as of this report.
- Steel for the Theater building has been approximately 80% fabricated.

Progress Report - May 1972

Plumbing

- On site utilities is approximately 60% completed.

Plumbing for the buildings is approximately 5% completed.

Electrical

- On site is approximately 80% complete
- Electrical for buildings is approximately 6% (boxes, conduit & fittings)

Carpentry

- Wood forms on the columns in the theater basement have all been stripped.

Miscellaneous

- Waterproofing around the basement walls of the theater has been completed with 1/2" fesco board for protection in place.
- Waterproofing of walls in basement of Activities building is getting under way with only a small percentage of it having been completed at this time.
- Backfilling around the theater is approximately 20% complete.

4

CERTIFICATE NO. 9

June 7, 1972

Sacramento Comm. Center Auth.

CONTRACT:

COUNCIL NO. C-964

DATED: 8/27/71

SACRAMENTO COMMUNITY CENTER COMPLEX

Sacramento, California

TO: CITY OF SACRAMENTO

This certifies that Nielsen-Nickles Co., & C. W. Olson & Sons Co., a joint venture Contractor for the above work, is entitled to PARTIAL PAYMENT on this contract in the amount of:

---Six Hundred Ten Thousand Sixty Six and 80/100-----DOLLARS (\$610,066.80 )

R. H. Parker, City Engineer

APPROVED:

R. L. Rathfon, City Manager

|                            |                       |                         |
|----------------------------|-----------------------|-------------------------|
| Total amount of contract   |                       | \$ 12,512,000.00        |
|                            |                       | CO#1 <u>16,667.00</u>   |
|                            |                       | 12,528,667.00           |
| Amount of work completed   | \$1,880,406.00        |                         |
| Less 10%                   | <u>\$ 188,040.60</u>  |                         |
|                            | 1,692,365.40          |                         |
| Previously certified       | <u>\$1,032,298.60</u> |                         |
| AMOUNT THIS CERTIFICATE    | \$ 610,066.80         |                         |
| Total certificates to date |                       | <u>\$ 1,692,365.40</u>  |
| Balance due on contract    |                       | <u>\$ 10,836,301.60</u> |

ENGINEER'S CERTIFICATE NO. 9

The undersigned, City Engineer of the City of Sacramento, authorized to execute Engineer's Certificates for the construction of the Project, as defined in Resolution No. 10-71, adopted by the Sacramento Community Center Authority (herein called the "Authority") on July 28, 1971, authorizing the issuance of \$19,100,000 principal amount of Sacramento Community Center Authority 1971 Bonds, under a construction contract dated August 27, 1971, between the Authority and Nielsen-Nickles Co. and Carl W. Olson & Sons Co., a Joint Venture, hereby certifies that to the best of his knowledge, information and belief, and based on what his observations have revealed: the quality of the work is in accordance with the construction contract; the obligations in the stated amounts have been incurred by the Authority and each item thereof is a proper charge against the Construction Fund established pursuant to said Resolution; and there has not been filed with or served upon the Authority notice of any lien, right to lien or attachment upon, or claim affecting the right to receive payment of, any of the moneys payable to any of the payees named herein, which has not been released or will not be released simultaneously with the payment of such obligations, other than materialmen's or mechanics', if any, liens accruing by mere operation of law.

| <u>Item No.</u> | <u>Payee</u>                                     | <u>Amount to be Paid</u> | <u>Purpose</u>  |
|-----------------|--|--------------------------|---|
| 1               | Nielsen-Nickles Co., &<br>C. W. Olson & Sons Co. | \$610,066.80             | Construction payment per attached Contractor's Payment Request No. <u>8</u> |

Dated: June 7, 1972

CITY ENGINEER OF THE CITY OF SACRAMENTO

By *R. H. Farker*  
City Engineer

Approved:  
By *C. A. Rodas*  
City Controller of the City of Sacramento

By *Robert G. Rogers*  
Chairman of the Authority  
Secretary of the Authority

NIELSEN-NICKLES COMPANY AND  
CARL W. OLSON & SONS COMPANY  
A JOINT VENTURE  
P. O. BOX 1287  
SACRAMENTO, CALIFORNIA 95806

COMMUNITY CENTER COMPLEX  
13TH & 14TH STREETS,  
J-L STREETS  
SACRAMENTO, CALIFORNIA  
JOB #180

INVOICE NO. 72-5JV PAYMENT NO. 9  
PERIOD ENDING DATE May 31, 1972

MATERIALS ON HAND SUPPORTING LIST:

FLAG POLES - INVOICE 72-1JV \$ 6,399.00

STRUCTURAL & MISCELLANEOUS STEEL:

|                | <u>EXHIBIT</u> | <u>ACTIVITY</u> | <u>THEATER</u> |            |
|----------------|----------------|-----------------|----------------|------------|
| INVOICE 72-2JV | 210,470        | 98,145          | -0-            | 308,615.00 |
| INVOICE 72-4JV | 82,256         | 36,098          | -0-            | 118,354.00 |
| INVOICE 72-5JV | 115,700        | -0-             | 259,077        | 374,777.00 |

TOTAL TO DATE \$ 808,145.00

SACRAMENTO COMMUNITY CENTER COMPLEX

PERIOD ENDING May 31, 1972

PAYMENT NO. 9

| Structural Earthwork |            | TOTAL    | COMPLETE PERCENT | COMPLETE AMOUNT |
|----------------------|------------|----------|------------------|-----------------|
| 6. (a)               | Exhibits   | \$ 4,446 | 95               | \$ 4,223        |
|                      | Excavation | 1,861    | 95               | 1,767           |
|                      | Backfill   | 16,843   |                  |                 |
|                      | Rock       | 2,203    |                  |                 |
|                      | Visqueen   | 25,353   |                  | 5,990           |
| (b)                  | Activity   | 7,217    | 95               | 6,856           |
|                      | Excavation | 4,659    | 95               | 4,426           |
|                      | Backfill   | 5,960    |                  |                 |
|                      | Rock       | 606      |                  |                 |
|                      | Visqueen   | 18,442   |                  | 11,282          |
| (c)                  | Theater    | 27,534   | 95               | 26,157          |
|                      | Excavation | 12,506   | 95               | 11,881          |
|                      | Backfill   | 6,802    |                  |                 |
|                      | Rock       | 1,064    |                  |                 |
|                      | Visqueen   | 47,906   |                  | 38,038          |
|                      |            | \$91,701 |                  | \$54,681        |

Concrete Work

C.Y.

|        |          |                    |         |    |         |
|--------|----------|--------------------|---------|----|---------|
| 7. (a) | Exhibits | 1721 c.y. @ 125.70 | 470 cy  | 27 | 59,079  |
| (b)    | Activity | 1869 c.y. @ 128.02 | 419 cy  | 22 | 53,640  |
| (c)    | Theater  | 5056 c.y. @ 146.06 | 1377 cy | 27 | 201,124 |
|        |          | 8646 c.y.          |         |    | 313,843 |

Precast Concrete Work

|         |          |                    |  |  |  |
|---------|----------|--------------------|--|--|--|
| 11. (a) | Exhibits | 44,651 s.f. @ 4.99 |  |  |  |
| (b)     | Activity | 17,741 s.f. @ 4.99 |  |  |  |
| (c)     | Theater  | 68,813 s.f. @ 4.99 |  |  |  |
| (d)     | Signs    | 170 s.f. @ 4.99    |  |  |  |
|         |          | 131,375 s.f.       |  |  |  |

NIELSEN-NICKLES COMPANY AND  
 CARL W. OLSON & SONS COMPANY  
 A JOINT VENTURE  
 P. O. BOX 1287  
 SACRAMENTO, CALIFORNIA 95806

COMMUNITY CENTER COMPLEX  
 13TH & 14TH STREETS,  
 J-L STREETS  
 SACRAMENTO, CALIFORNIA  
 JOB #180

| INVOICE NO. <u>72-5JV</u>              | PAYMENT NO. <u>9</u> | AMOUNT       | %COMP. | AMOUNT COMPLETE |
|--|----------------------|--------------|--------|-----------------|
| PERIOD ENDING DATE <u>May 31, 1972</u> |                      |              |        |                 |
| TOTAL CONTRACT AMOUNT                  |                      | \$12,512,000 |        | \$1,055,594.00  |
| CHANGE ORDERS                          |                      |              |        |                 |
| No.                                    | Add (Deduct)         |              |        |                 |
| 1.                                     |                      | 16,667       | 100    | 16,667.00       |
| 2.                                     |                      |              |        |                 |
| 3.                                     |                      |              |        |                 |
| 4.                                     |                      |              |        |                 |
| 5.                                     |                      |              |        |                 |
| 6.                                     |                      |              |        |                 |
| 7.                                     |                      |              |        |                 |
| 8.                                     |                      |              |        |                 |
| 9.                                     |                      |              |        |                 |
| 10.                                    |                      |              |        |                 |
| 11.                                    |                      |              |        |                 |
| 12.                                    |                      |              |        |                 |
| 13.                                    |                      |              |        |                 |
| 14.                                    |                      |              |        |                 |
| 15.                                    |                      |              |        |                 |
| 16.                                    |                      |              |        |                 |
| 17.                                    |                      |              |        |                 |
| 18.                                    |                      |              |        |                 |
| 19.                                    |                      |              |        |                 |
| 20.                                    |                      |              |        |                 |
| SUB-TOTAL CHANGE ORDERS                |                      | \$ 16,667    |        | \$ 16,667.00    |
| TOTAL ADJUSTED CONTRACT TO DATE        |                      | \$12,528,667 |        |                 |
| TOTAL AMOUNT COMPLETED TO DATE         |                      | \$ 1,072,261 |        | \$ 1,072,261.00 |
| BALANCE OF CONTRACT TO DATE            |                      | \$11,456,406 |        |                 |
| PLUS: MATERIAL ON HAND                 |                      |              |        | \$ 808,145.00   |
| TOTAL TO DATE                          |                      |              |        | \$ 1,880,406.00 |
| LESS: 10% RETAINED                     |                      |              |        | \$ 188,040.60   |
| LESS: PREVIOUS PAYMENTS                |                      |              |        | \$ 1,082,298.60 |
| TOTAL AMOUNT DUE                       |                      |              |        | \$ 610,066.80   |

APPROVED:

NIELSEN-NICKLES COMPANY AND  
 CARL W. OLSON & SONS COMPANY  
 A JOINT VENTURE

By Scott M. Dunham  
 Scott M. Dunham, Controller

*Old Chip*

APPROVED:

By \_\_\_\_\_

NIELSEN-NICKLES COMPANY AND  
 CARL W. OLSON & SONS COMPANY  
 A JOINT VENTURE  
 P. O. BOX 1287  
 SACRAMENTO, CALIFORNIA 95806

COMMUNITY CENTER COMPLEX  
 13TH & 14TH STREETS,  
 J-L STREETS  
 SACRAMENTO, CALIFORNIA  
 JOB #180

|  | AMOUNT    | % COMP. | TOTAL AMOUNT<br>COMP. TO DATE | AMOUNT COMP.<br>AS OF LAST<br>APPLICATION | AMOUNT COMP.<br>THIS<br>APPLICATION |
|--|-----------|---------|-------------------------------|---|-------------------------------------|
| 1. Preliminary and Temporary                               |           |         |                               |   |                                     |
| (a) Bonds and Insurance                                    | \$ 87,982 | 100     | 87,982                        | 87,982                                    | -0-                                 |
| (b) Temporary Facilities-Job Set Up                        | 43,888    | 100     | 43,888                        | 43,888                                    | -0-                                 |
| (c) Continuing Job Expenses-26 Months @ \$13,307 per month | 345,982   | 6 Mos   | 79,842                        | 66,535                                    | 13,307                              |
| 2. Piling  |           |         |                               |   |                                     |
| (a) Exhibit  | 26,625    | 100     | 26,625                        | 26,625                                    | -0-                                 |
| (b) Activities   | 23,511    | 100     | 23,511                        | 23,511                                    | -0-                                 |
| (c) Theater  | 57,222    | 100     | 57,222                        | 57,222                                    | -0-                                 |
| 3. Sitework  |           |         |                               |   |                                     |
| (a) Demolition   |           |         |                               |   |                                     |
| (1) Site   | 87,380    | 100     | 87,380                        | 87,380                                    | -0-                                 |
| (2) J & L Street Removal                                   | 3,226     |         |                               |   |                                     |
| (3) 13th & 14th Street Removal                             | 9,135     |         |                               |   |                                     |
| (b) Building Grading                                       |           |         |                               |   |                                     |
| (1) Exhibit  | 22,427    | 100     | 22,427                        | 22,427                                    | -0-                                 |
| (2) Activities   | 9,673     | 100     | 9,673                         | 9,673                                     | -0-                                 |
| (3) Theater  | 18,226    | 100     | 18,226                        | 18,226                                    | -0-                                 |
| (c) Site Grading   | 11,936    |         |                               |   |                                     |
| (d) Mass Backfill  |           |         |                               |   |                                     |
| (1) Activities   | 7,732     |         |                               |   |                                     |
| (2) Theater  | 14,927    | 20      | 2,985                         | -0-                                       | 2,985                               |
| (e) On Site Paving   | 16,934    |         |                               |   |                                     |
| (f) Off Site Paving  | 21,196    |         |                               |   |                                     |
| (g) On Site Concrete                                       | 36,585    |         |                               |   |                                     |
| (h) Off Site Concrete                                      | 36,759    |         |                               |   |                                     |
| (i) On Site Utilities                                      |           |         |                               |   |                                     |
| (1) Mechanical   | 62,621    | 60      | 37,573                        | 7,515                                     | 30,058                              |
| (2) Electrical   | 13,065    | 100     | 13,065                        | -0-                                       | 13,065                              |
| (j) Off Site Utilities                                     | 17,596    | 80      | 14,077                        | 14,077                                    | -0-                                 |
| (k) Top Soil   | 8,275     |         |                               |   |                                     |
| (l) Cobblestone Paving                                     | 144,635   |         |                               |   |                                     |
| 4. Landscaping   | 31,696    |         |                               |   |                                     |
| 5. Irrigation System                                       | 22,790    |         |                               |   |                                     |
| 6. Structural Earthwork                                    |           |         |                               |   |                                     |
| (a) Exhibit  | 25,353    | 23.6    | 5,990                         | 5,361                                     | 629                                 |
| (b) Activities   | 18,442    | 61      | 11,282                        | 11,282                                    | -0-                                 |
| (c) Theater  | 47,906    | 79      | 38,038                        | 38,038                                    | -0-                                 |

| NIELSEN-NICKLES COMPANY AND<br>CARL W. OLSON & SONS COMPANY<br>A JOINT VENTURE<br>P. O. BOX 1287<br>SACRAMENTO, CALIFORNIA 95806 |                                  | COMMUNITY CENTER COMPLEX<br>13TH & 14TH STREETS,<br>J-L STREETS<br>SACRAMENTO, CALIFORNIA<br>JOB #180 |         | AMOUNT | % COMP. | TOTAL AMOUNT<br>COMP. TO DATE | AMOUNT COMP.<br>AS OF LAST<br>APPLICATION | AMOUNT COMP.<br>THIS<br>APPLICATION |
|--|----------------------------------|---|---------|--------|---------|-------------------------------|---|-------------------------------------|
| 7.   | Concrete Work                    |   |         |        |         |                               |   |                                     |
|  | (a) Exhibit                      | \$  | 216,340 |        | 27.3    | 59,079                        | 19,106                                    | 39,973                              |
|  | (b) Activities                   |   | 239,279 |        | 22.4    | 53,640                        | 24,580                                    | 29,060                              |
|  | (c) Theater                      |   | 738,507 |        | 27.2    | 201,124                       | 122,554                                   | 78,570                              |
| 8.   | Rough Carpentry                  |   |         |        |         |                               |   |                                     |
|  | (a) Exhibit                      |   | 40,444  |        |         |                               |   |                                     |
|  | (b) Activities                   |   | 22,417  |        |         |                               |   |                                     |
|  | (c) Theater                      |   | 46,135  |        |         |                               |   |                                     |
|  | (d) Site                         |   | 27,703  |        |         |                               |   |                                     |
| 9.   | Finish Carpentry                 |   |         |        |         |                               |   |                                     |
|  | (a) Exhibit                      |   | 18,899  |        |         |                               |   |                                     |
|  | (b) Activities                   |   | 10,655  |        |         |                               |   |                                     |
|  | (c) Theater                      |   | 43,265  |        |         |                               |   |                                     |
| 10.  | Supported Form System            |   |         |        |         |                               |   |                                     |
|  | (a) Activities                   |   | 14,202  |        |         |                               |   |                                     |
|  | (b) Theater                      |   | 42,927  |        |         |                               |   |                                     |
| 11.  | Precast Concrete Work            |   |         |        |         |                               |   |                                     |
|  | (a) Exhibit                      |   | 222,910 |        |         |                               |   |                                     |
|  | (b) Activities                   |   | 83,568  |        |         |                               |   |                                     |
|  | (c) Theater                      |   | 343,534 |        |         |                               |   |                                     |
|  | (d) Signs                        |   | 851     |        |         |                               |   |                                     |
| 12.  | Sculpture Precast                |   | 15,678  |        |         |                               |   |                                     |
| 13.  | Reinforcing Steel                |   |         |        |         |                               |   |                                     |
|  | (a) Exhibit                      |   | 20,264  | 30.3   | 6,140   | 770                           | 5,370                                     |                                     |
|  | (b) Activities                   |   | 34,086  | 25.4   | 8,658   | 4,499                         | 4,159                                     |                                     |
|  | (c) Theater                      |   | 105,979 | 30.2   | 32,006  | 20,665                        | 11,340                                    |                                     |
|  | (d) Site                         |   | 1,925   |        |         |                               |   |                                     |
| 14.  | Structural & Miscellaneous Steel |   |         |        |         |                               |   |                                     |
|  | (a) Exhibit                      |   | 503,102 |        |         |                               |   |                                     |
|  | (b) Activities                   |   | 239,746 |        |         |                               |   |                                     |
|  | (c) Theater                      |   | 858,795 |        |         |                               |   |                                     |
|  | (d) Site                         |   | 13,024  |        |         |                               |   |                                     |
| 15.  | Metal Decking                    |   |         |        |         |                               |   |                                     |
|  | (a) Exhibit                      |   | 33,986  |        |         |                               |   |                                     |
|  | (b) Activities                   |   | 22,007  |        |         |                               |   |                                     |
|  | (c) Theater                      |   | 77,973  |        |         |                               |   |                                     |
| 16.  | Wire Mesh Partitions             |   |         |        |         |                               |   |                                     |
|  | (a) Activities                   |   | 1,628   |        |         |                               |   |                                     |
|  | (b) Theater                      |   | 5,687   |        |         |                               |   |                                     |

NIELSEN-NICKLES COMPANY AND  
 CARL W. OLSON & SONS COMPANY  
 A JOINT VENTURE  
 P. O. BOX 1287  
 SACRAMENTO, CALIFORNIA 95806

COMMUNITY CENTER COMPLEX  
 13TH & 14TH STREETS,  
 J-L STREETS  
 SACRAMENTO, CALIFORNIA  
 JOB #180

|                              | AMOUNT   | % COMP. | TOTAL AMOUNT<br>COMP. TO DATE | AMOUNT COMP.<br>AS OF LAST<br>APPLICATION | AMOUNT COMP.<br>THIS<br>APPLICATION |
|------------------------------|----------|---------|-------------------------------|---|-------------------------------------|
| 17. Custom Hollow Metal Work |          |         |                               |   |                                     |
| (a) Exhibit                  | \$ 9,055 |         |                               |   |                                     |
| (b) Theater                  | 3,653    |         |                               |   |                                     |
| 18. Millwork & Wood Doors    |          |         |                               |   |                                     |
| (a) Exhibit                  | 17,467   |         |                               |   |                                     |
| (b) Activities               | 15,025   |         |                               |   |                                     |
| (c) Theater                  | 37,727   |         |                               |   |                                     |
| 19. Finish Hardware          |          |         |                               |   |                                     |
| (a) Exhibit                  | 24,522   |         |                               |   |                                     |
| (b) Activities               | 8,794    |         |                               |   |                                     |
| (c) Theater                  | 16,934   |         |                               |   |                                     |
| 20. Wood Flooring            |          |         |                               |   |                                     |
| (a) Exhibit                  | 3,768    |         |                               |   |                                     |
| (b) Theater                  | 11,307   |         |                               |   |                                     |
| 21. Caulking & Sealants      | 1,608    |         |                               |   |                                     |
| 22. Elevators                |          |         |                               |   |                                     |
| (a) Activities               | 83,611   | 5       | 4,181                         | 4,181                                     | -0-                                 |
| (b) Theater                  | 30,387   | 10      | 3,039                         | 3,039                                     | -0-                                 |
| 23. Stage Lift               | 65,422   | 10      | 6,542                         | 6,542                                     | -0-                                 |
| 24. Food Service Equipment   |          |         |                               |   |                                     |
| (a) Exhibit                  | 38,859   |         |                               |   |                                     |
| (b) Activities               | 106,223  |         |                               |   |                                     |
| (c) Theater                  | 9,201    |         |                               |   |                                     |
| 25. Drapes                   |          |         |                               |   |                                     |
| (a) Exhibit                  | 2,676    |         |                               |   |                                     |
| (b) Activities               | 12,718   |         |                               |   |                                     |
| (c) Theater                  | 9,892    |         |                               |   |                                     |
| 26. Theater Seating          | 113,555  |         |                               |   |                                     |
| 27. Masonry                  |          |         |                               |   |                                     |
| (a) Theater                  | 66,045   |         |                               |   |                                     |
| (b) Site                     | 1,909    |         |                               |   |                                     |
| 28. Ceramic Tile             |          |         |                               |   |                                     |
| (a) Exhibit                  | 18,011   |         |                               |   |                                     |
| (b) Activities               | 20,809   |         |                               |   |                                     |
| (c) Theater                  | 17,460   |         |                               |   |                                     |
| 29. Terrazzo                 |          |         |                               |   |                                     |
| (a) Exhibit                  | 9,160    |         |                               |   |                                     |
| (b) Activities               | 6,134    |         |                               |   |                                     |
| (c) Theater                  | 12,846   |         |                               |   |                                     |

RIEISEN-NICKLES COMPANY AND  
 CARL W. OLSON & SONS COMPANY  
 A JOINT VENTURE  
 P. O. BOX 1287  
 SACRAMENTO, CALIFORNIA 95806

COMMUNITY CENTER COMPLEX  
 13TH & 14TH STREETS,  
 J-L STREETS  
 SACRAMENTO, CALIFORNIA  
 JOB #180

|  | AMOUNT    | % COMP. | TOTAL AMOUNT<br>COMP. TO DATE | AMOUNT COMP.<br>AS OF LAST<br>APPLICATION | AMOUNT COMP.<br>THIS<br>APPLICATION |
|--|-----------|---------|-------------------------------|---|-------------------------------------|
| 30. Roof Flashings & Accessories                             |           |         |                               |   |                                     |
| (a) Exhibit  | \$ 38,190 |         |                               |   |                                     |
| (b) Activities   | 14,071    |         |                               |   |                                     |
| (c) Theater  | 42,766    |         |                               |   |                                     |
| 31. Plumbing   |           |         |                               |   |                                     |
| (a) Rough & Top Out  |           |         |                               |   |                                     |
| (1) Exhibit  | 95,279    | 9       | 8,575                         | 3,811                                     | 4,764                               |
| (2) Activities   | 103,012   | 10      | 10,301                        | 5,151                                     | 5,150                               |
| (3) Theater  | 113,327   | 22      | 24,932                        | 15,866                                    | 9,066                               |
| (b) Pipe & Roof Drainage                                     |           |         |                               |   |                                     |
| (1) Exhibit  | 12,236    |         |                               |   |                                     |
| (2) Activities   | 6,245     |         |                               |   |                                     |
| (3) Theater  | 11,615    |         |                               |   |                                     |
| (c) Finish   |           |         |                               |   |                                     |
| (1) Exhibit  | 26,267    |         |                               |   |                                     |
| (2) Activities   | 21,597    |         |                               |   |                                     |
| (3) Theater  | 25,133    |         |                               |   |                                     |
| (d) Insulation   |           |         |                               |   |                                     |
| (1) Exhibit  | 3,698     |         |                               |   |                                     |
| (2) Activities   | 3,196     |         |                               |   |                                     |
| (3) Theater  | 3,076     |         |                               |   |                                     |
| 32. Heating, Ventilating & Air Conditioning                  |           |         |                               |   |                                     |
| (a) Boilers  | 49,825    |         |                               |   |                                     |
| (b) Cooling Towers   | 29,092    |         |                               |   |                                     |
| (c) Chillers   | 78,619    |         |                               |   |                                     |
| (d) Air Handlers & Fans                                      | 137,880   |         |                               |   |                                     |
| (e) Pumps  | 41,642    |         |                               |   |                                     |
| (f) Air Outlets, Sound Traps, Fire Dampers & Acoustic Panels |           |         |                               |   |                                     |
| (1) Exhibit  | 46,043    |         |                               |   |                                     |
| (2) Activities   | 51,816    |         |                               |   |                                     |
| (3) Theater  | 81,677    |         |                               |   |                                     |
| (g) Duct Work  |           |         |                               |   |                                     |
| (1) Exhibit  | 62,784    |         |                               |   |                                     |
| (2) Activities   | 145,060   |         |                               |   |                                     |
| (3) Theater  | 231,341   | .5      | 1,157                         | -0-                                       | 1,157                               |
| (h) Piping   |           |         |                               |   |                                     |
| (1) Exhibit  | 50,236    |         |                               |   |                                     |
| (2) Activities   | 170,592   |         |                               |   |                                     |
| (3) Theater  | 81,720    |         |                               |   |                                     |

NIELSEN-NICKLES COMPANY AND  
 CARL W. OLSON & SONS COMPANY  
 A JOINT VENTURE  
 P. O. BOX 1287  
 SACRAMENTO, CALIFORNIA 95806

COMMUNITY CENTER COMPLEX  
 13TH & 14TH STREETS,  
 J-L STREETS  
 SACRAMENTO, CALIFORNIA  
 JOB #180

|  | AMOUNT    | % COMP. | TOTAL AMOUNT<br>CCMP. TO DATE | AMOUNT COMP.<br>AS OF LAST<br>APPLICATION | AMOUNT COMP.<br>THIS<br>APPLICATION |
|--|-----------|---------|-------------------------------|---|-------------------------------------|
| (i) Temperature Controls               |           |         |                               |   |                                     |
| (1) Exhibit                            | \$ 17,939 |         |                               |   |                                     |
| (2) Activities                         | 54,571    |         |                               |   |                                     |
| (3) Theater                            | 23,869    |         |                               |   |                                     |
| (j) Insulation                         |           |         |                               |   |                                     |
| (1) Exhibit                            | 10,050    |         |                               |   |                                     |
| (2) Activities                         | 17,085    |         |                               |   |                                     |
| (3) Theater                            | 16,884    |         |                               |   |                                     |
| (k) Air and Water Balance              |           |         |                               |   |                                     |
| (1) Exhibit                            | 1,631     |         |                               |   |                                     |
| (2) Activities                         | 3,764     |         |                               |   |                                     |
| (3) Theater                            | 6,012     |         |                               |   |                                     |
| 33. Fire Sprinklers                    |           |         |                               |   |                                     |
| (a) Buildings                          |           |         |                               |   |                                     |
| (1) Exhibit                            | 55,074    |         |                               |   |                                     |
| (2) Activities                         | 55,953    |         |                               |   |                                     |
| (3) Theater                            | 78,691    |         |                               |   |                                     |
| (b) Underground Work                   | 34,352    |         |                               |   |                                     |
| 34. Electrical                         |           |         |                               |   |                                     |
| (a) Conduit, Duct, Boxes & Fittings    |           |         |                               |   |                                     |
| (1) Exhibit                            | 280,305   | 6       | 16,818                        | -0-                                       | 16,818                              |
| (2) Activities                         | 175,190   | 6       | 10,511                        | -0-                                       | 10,511                              |
| (3) Theater                            | 254,276   | 6       | 15,256                        | -0-                                       | 15,256                              |
| (4) Site                               | 64,079    |         |                               |   |                                     |
| (b) Wire & Cable                       |           |         |                               |   |                                     |
| (1) Exhibit                            | 104,821   |         |                               |   |                                     |
| (2) Activities                         | 47,737    |         |                               |   |                                     |
| (3) Theater                            | 90,952    |         |                               |   |                                     |
| (4) Site                               | 7,740     |         |                               |   |                                     |
| (c) Switchboards, Panels, Transformers |           |         |                               |   |                                     |
| (1) Exhibit                            | 52,159    |         |                               |   |                                     |
| (2) Activities                         | 55,375    |         |                               |   |                                     |
| (3) Theater                            | 93,466    |         |                               |   |                                     |
| (d) Fixtures & Lamps                   |           |         |                               |   |                                     |
| (1) Exhibit                            | 120,600   |         |                               |   |                                     |
| (2) Activities                         | 51,255    |         |                               |   |                                     |
| (3) Theater                            | 68,491    |         |                               |   |                                     |
| (4) Site                               | 61,154    |         |                               |   |                                     |
| (e) Fire Alarms                        | 3,015     |         |                               |   |                                     |
| (f) Generator                          | 17,085    |         |                               |   |                                     |

NIELSEN-NICKLES COMPANY AND  
 CAR W. OLSON & SONS COMPANY  
 A JOINT VENTURE  
 P. O. BOX 1287  
 SACRAMENTO, CALIFORNIA 95806

COMMUNITY CENTER COMPLEX  
 13TH & 14TH STREETS,  
 J-L STREETS  
 SACRAMENTO, CALIFORNIA  
 JOB #180

|                                   | AMOUNT    | % COMP. | TOTAL AMOUNT<br>COMP. TO DATE | AMOUNT COMP.<br>AS OF LAST<br>APPLICATION | AMOUNT COMP.<br>THIS<br>APPLICATION |
|-----------------------------------|-----------|---------|-------------------------------|---|-------------------------------------|
| (g) Stage Equipment               |           |         |                               |   |                                     |
| (1) Exhibit                       | \$ 17,366 |         |                               |   |                                     |
| (2) Activities                    | 19,095    |         |                               |   |                                     |
| (3) Theater                       | 89,164    |         |                               |   |                                     |
| (h) Sound Equipment               |           |         |                               |   |                                     |
| (1) Exhibit                       | 25,004    |         |                               |   |                                     |
| (2) Activities                    | 47,516    |         |                               |   |                                     |
| (3) Theater                       | 57,827    |         |                               |   |                                     |
| (4) Site                          | 5,328     |         |                               |   |                                     |
| (i) Fixture CCC                   | 17,085    |         |                               |   |                                     |
| 35. Membrane Waterproofing        |           |         |                               |   |                                     |
| (a) Exhibit                       | 1,557     |         |                               |   |                                     |
| (b) Activities                    | 31,406    | 10      | 3,141                         | -0-                                       | 3,141                               |
| (c) Theater                       | 34,784    | 25      | 8,696                         | -0-                                       | 8,696                               |
| 36. Elastomeric Work              | 13,530    |         |                               |   |                                     |
| 37. Roofing                       |           |         |                               |   |                                     |
| (a) Exhibit                       | 79,218    |         |                               |   |                                     |
| (b) Activities                    | 25,370    |         |                               |   |                                     |
| (c) Theater                       | 38,209    |         |                               |   |                                     |
| 38. Suspended Acoustical Ceilings |           |         |                               |   |                                     |
| (a) Exhibit                       | 209       |         |                               |   |                                     |
| (b) Activities                    | 27,054    |         |                               |   |                                     |
| (c) Theater                       | 23,921    |         |                               |   |                                     |
| 39. Acoustical Surface Treatment  |           |         |                               |   |                                     |
| (a) Exhibit                       | 5,836     |         |                               |   |                                     |
| (b) Activities                    | 9,100     |         |                               |   |                                     |
| (c) Theater                       | 11,178    |         |                               |   |                                     |
| 40. Acoustical Deck Metal Panels  | 55,362    |         |                               |   |                                     |
| 41. Thermal Insulation            |           |         |                               |   |                                     |
| (a) Exhibit                       | 2,094     |         |                               |   |                                     |
| (b) Activities                    | 1,423     |         |                               |   |                                     |
| (c) Theater                       | 7,488     |         |                               |   |                                     |
| 42. Carpets                       |           |         |                               |   |                                     |
| (a) Activities                    | 44,329    |         |                               |   |                                     |
| (b) Theater                       | 9,407     |         |                               |   |                                     |
| 43. Resilient Flooring            |           |         |                               |   |                                     |
| (a) Exhibit                       | 885       |         |                               |   |                                     |
| (b) Activities                    | 2,571     |         |                               |   |                                     |
| (c) Theater                       | 2,815     |         |                               |   |                                     |

| NIELSEN-NICKLES COMPANY AND<br>CARL W. OLSON & SONS COMPANY<br>A JOINT VENTURE<br>P. O. BOX 1287<br>SACRAMENTO, CALIFORNIA 95806 |   | COMMUNITY CENTER COMPLEX<br>13TH & 14TH STREETS,<br>J-L STREETS<br>SACRAMENTO, CALIFORNIA<br>JOB #180 | AMOUNT     | % COMP. | TOTAL AMOUNT<br>COMP. TO DATE | AMOUNT COMP.<br>AS OF LAST<br>APPLICATION | AMOUNT COMP.<br>THIS<br>APPLICATION |
|--|---|---|------------|---------|-------------------------------|---|-------------------------------------|
| 44.  | Lathing                                     |   |            |         |                               |   |                                     |
|  | (a) Exhibit                                 |   | \$ 143,869 |         |                               |   |                                     |
|  | (b) Activities                              |   | 126,700    |         |                               |   |                                     |
|  | (c) Theater                                 |   | 208,007    |         |                               |   |                                     |
| 45.  | Plastering                                  |   |            |         |                               |   |                                     |
|  | (a) Exhibit                                 |   | 52,258     |         |                               |   |                                     |
|  | (b) Activities                              |   | 57,465     |         |                               |   |                                     |
|  | (c) Theater                                 |   | 100,674    |         |                               |   |                                     |
| 46.  | Sprayed Fireproofing                        |   |            |         |                               |   |                                     |
|  | (a) Exhibit                                 |   | 35,627     |         |                               |   |                                     |
|  | (b) Activities                              |   | 31,306     |         |                               |   |                                     |
|  | (c) Theater                                 |   | 41,356     |         |                               |   |                                     |
| 47.  | Glass & Glazing                             |   |            |         |                               |   |                                     |
|  | (a) Exhibit                                 |   | 9,688      |         |                               |   |                                     |
|  | (b) Activities                              |   | 30,596     |         |                               |   |                                     |
|  | (c) Theater                                 |   | 17,393     |         |                               |   |                                     |
| 48.  | Window Wall                                 |   |            |         |                               |   |                                     |
|  | (a) Exhibit                                 |   | 24,324     |         |                               |   |                                     |
|  | (b) Activities                              |   | 76,814     |         |                               |   |                                     |
|  | (c) Theater                                 |   | 26,884     |         |                               |   |                                     |
| 49.  | Mirrors                                     |   |            |         |                               |   |                                     |
|  | (a) Exhibit                                 |   | 694        |         |                               |   |                                     |
|  | (b) Activities                              |   | 656        |         |                               |   |                                     |
|  | (c) Theater                                 |   | 4,146      |         |                               |   |                                     |
| 50.  | Carriage Entrance (Glass)                   |   | 19,574     |         |                               |   |                                     |
| 51.  | Painting                                    |   |            |         |                               |   |                                     |
|  | (a) Exhibit                                 |   | 63,633     |         |                               |   |                                     |
|  | (b) Activities                              |   | 41,973     |         |                               |   |                                     |
|  | (c) Theater                                 |   | 64,553     |         |                               |   |                                     |
|  | (d) Site                                    |   | 2,012      | 100     | 2,012                         | 2,012                                     | -0-                                 |
| 52.  | Liquid Waterproofing                        |   |            |         |                               |   |                                     |
|  | (a) Exhibit                                 |   | 3,678      |         |                               |   |                                     |
|  | (b) Activities                              |   | 1,579      |         |                               |   |                                     |
|  | (c) Theater                                 |   | 8,310      |         |                               |   |                                     |
| 53.  | Fireproofing Mastic                         |   | 19,198     |         |                               |   |                                     |
| 54.  | Roll Up Doors                               |   | 8,958      |         |                               |   |                                     |
| 55.  | H. M. Doors, P.M. Frames & Acoustical Doors |   |            |         |                               |   |                                     |
|  | (a) Exhibit                                 |   | 4,123      |         |                               |   |                                     |
|  | (b) Activities                              |   | 6,993      |         |                               |   |                                     |
|  | (c) Theater                                 |   | 21,241     |         |                               |   |                                     |

NIELSEN-NICKLES COMPANY AND  
 CARL W. OLSON & SONS COMPANY  
 A JOINT VENTURE  
 P. O. BOX 1287  
 SACRAMENTO, CALIFORNIA 95806

COMMUNITY CENTER COMPLEX  
 13TH & 14TH STREETS,  
 J-L STREETS  
 SACRAMENTO, CALIFORNIA  
 JOB #180

|  | AMOUNT       | % COMP. | TOTAL AMOUNT<br>COMP. TO DATE | AMOUNT COMP.<br>AS OF LAST<br>APPLICATION | AMOUNT COMP.<br>THIS<br>APPLICATION |
|--|--------------|---------|-------------------------------|---|-------------------------------------|
| 56. Retractable Sound Partitions                       |              |         |                               |   |                                     |
| (a) Exhibit  | \$ 95,261    |         |                               |   |                                     |
| (b) Activities   | 62,912       |         |                               |   |                                     |
| 57. Side Coiling & Folding Doors                       |              |         |                               |   |                                     |
| (a) Exhibit  | 352          |         |                               |   |                                     |
| (b) Theater  | 17,802       |         |                               |   |                                     |
| 58. Toilet Accessories                                 |              |         |                               |   |                                     |
| (a) Exhibit  | 5,150        |         |                               |   |                                     |
| (b) Activities   | 2,487        |         |                               |   |                                     |
| (c) Theater  | 4,423        |         |                               |   |                                     |
| 59. Vault Door   | 945          |         |                               |   |                                     |
| 60. Toilet Partitions                                  |              |         |                               |   |                                     |
| (a) Exhibit  | 4,545        |         |                               |   |                                     |
| (b) Activities   | 2,954        |         |                               |   |                                     |
| (c) Theater  | 5,291        |         |                               |   |                                     |
| 61. Display Boards, Tack Boards and Projection Screens |              |         |                               |   |                                     |
| (a) Buildings  | 1,340        |         |                               |   |                                     |
| (b) Site   | 9,383        |         |                               |   |                                     |
| 62. Flagpoles  | 6,432        |         |                               |   |                                     |
| 63. Recessed Foot Grilles                              | 7,664        |         |                               |   |                                     |
| 64. Letters & Signs                                    | 3,840        |         |                               |   |                                     |
| 65. Dock Bumpers & Dockboard                           | 2,071        |         |                               |   |                                     |
| 66. Fire Extinguishers                                 | 3,658        |         |                               |   |                                     |
| 67. Speaker Cloth                                      | 10,995       |         |                               |   |                                     |
| 68. Custom Skylight                                    | 17,035       |         |                               |   |                                     |
| 69. Furniture and Fixtures                             | 180,348      |         |                               |   |                                     |
| 70. Stage Rigging                                      | 175,378      |         |                               |   |                                     |
| 71. Stage Curtains and Drapes                          |              |         |                               |   |                                     |
| (a) Exhibit  | 12,785       |         |                               |   |                                     |
| (b) Theater  | 24,899       |         |                               |   |                                     |
| 72. Orchestra Enclosure                                | 83,415       |         |                               |   |                                     |
| 73. Final Cleanup                                      | 9,539        |         |                               |   |                                     |
|  | \$12,512,000 |         | 1,055,594                     | 752,519                                   | 303,075                             |

5

SACRAMENTO COMMUNITY CENTER AUTHORITY

June 7, 1972

REQUISITION NO. 11

To: Security Pacific National Bank  
One Embarcadero Center  
San Francisco, California

You are authorized to disburse from the Construction Fund provided for in Section 3.03 of Resolution No. 10-71 adopted July 28, 1971, authorizing the issuance of \$19,100,000 principal amount of Sacramento Community Center Authority 1971 Bonds of this Authority, on or after the date of delivery of and payment for said Bonds, the following sums to the following-named political subdivisions, municipal corporations, individuals, firms and corporations for expenses incident to the issuance of said Bonds and to the fulfillment of the authorized purpose for which they were issued:

| <u>Item No.</u> | <u>Payee</u>                        | <u>Amount</u> | <u>Purpose</u>         |
|-----------------|-------------------------------------|---------------|------------------------|
| 1.              | Brownie's Blueprint                 | \$ 764.13     | Plans                  |
| 2.              | City of Sacramento                  | \$ 4,435.73   | Engineer's salary      |
| 3.              | Lowry & Associates                  | \$ 5,431.22   | Tests & fees           |
| 4.              | Martyr & Curry                      | \$ 11.29      | Posts & files          |
| 5.              | McCurry Companies                   | \$ 26.55      | Film                   |
| 6.              | Pacific Telephone                   | \$ 20.70      | Phone Service          |
| 7.              | Postal Instant Press                | \$ 57.23      | Printing               |
| 8.              | Sacramento Architects Collaborative | \$13,000.00   | Professional services. |

The obligations in the stated amounts have been incurred by the Authority and each item thereof is a proper charge against the Construction Fund. There has not been

filed with or served upon the Authority notice of any lien, right to lien or attachment upon, or claim affecting the right to receive payment of, any of the moneys payable to any of the persons named hereinabove.


Very truly yours,

SACRAMENTO COMMUNITY CENTER AUTHORITY

By \_\_\_\_\_  
Authorized Officer or Member of  
said Authority

By Thomas W. Oldham  
Secretary

APPROVED:

  
City Controller of the City of  
Sacramento

SACRAMENTO COMMUNITY CENTER  
SUMMARY OF EXPENDITURES

## Expenditures by Requisitions

|          |                 |
|----------|-----------------|
| Req. #1  | \$4,141,983.74  |
| Req. #2  | 22,329.98       |
| Req. #3  | 74,121.19       |
| Req. #4  | 108,572.16      |
| Req. #5  | 3,908.86        |
| Req. #6  | 68,201.20       |
| Req. #7  | 34,738.18       |
| Req. #8  | 43,965.97       |
| Req. #9  | 12,154.95       |
| Req. #10 | <u>5,483.34</u> |
|          | \$4,515,459.57  |

## Expenditures by Engineers Certificate

|          |                   |
|----------|-------------------|
| Cert. #1 | 82,333.80         |
| Cert. #2 | 7,099.20          |
| Cert. #3 | 39,573.00         |
| Cert. #4 | 59,742.00         |
| Cert. #5 | 49,886.10         |
| Cert. #6 | 332,227.80        |
| Cert. #7 | 122,868.00        |
| Cert. #8 | <u>388,568.70</u> |
|          | \$1,082,298.60    |

TOTAL EXPENDITURES TO DATE.....\$5,597,758.17

\*\*\*\*\*

|   |                        |
|---|------------------------|
| Construction Contract - Nielsen-Nickles Co..... | \$12,512,000.00        |
| C.O.#1  | <u>16,667.80</u>       |
| Total Contract                                  | \$12,528,667.00        |
| Payments to date                                | <u>\$ 1,082,298.60</u> |
| Balance of Contract                             | \$11,446,368.40        |

\*\*\*\*\*

|   |                   |
|---|-------------------|
| Sacramento Architects Collaborative...Phase II..... | \$ 968,105.00     |
| Payments to date                                    | <u>787,484.00</u> |
| Balance   | \$ 180,621.00     |

## NOTE:

These figures do not include the expenditures being authorized for payment at this meeting.