

CITY OF SACRAMENTO
1231 I Street, Sacramento, CA 95814

Permit No: 0601862
Insp Area: 4
Thos Bros:
Sub-Type: NSFR
Housing (Y/N): N

Site Address: 3036 SPOONWOOD WY SAC
Parcel No: RIVERDALE NORTH VILLAGE 1 LOT #168

CONTRACTOR
BEAZER HOMES
3721 DOUGLAS BL. STE. 100
ROSEVILLE CA 95661

OWNER

ARCHITECT

Nature of Work: MP 1522 1 STORY 7 RM SFR

CONSTRUCTION LENDING AGENCY : I hereby affirm under penalty of perjury that there is a construction lending agency for the performance of the work for which this permit is issued (Sec. 3097, Civ. C).

Lender's Name _____ Lender's Address _____

LICENSED CONTRACTORS DECLARATION: I hereby affirm under penalty of perjury that I am licensed under provisions of Chapter 9 (commencing with section 7000) of Division 3 of the Business and Professions Code and my license is in full force and effect.

License Class B License Number 724191 Date 2/23/06 Contractor Signature D. Collins

OWNER-BUILDER DECLARATION: I hereby affirm under penalty of perjury that I am exempt from the contractors License Law for the following reason (Sec. 7031.5, Business and Professions Code; any city or county which requires a permit to construct, alter, improve, demolish, or repair any structure, prior to its issuance, also requires the applicant for such permit to file a signed statement that he or she is licensed pursuant to the provisions of the Contractors License Law (Chapter 9 (commencing with Section 7000) of Division 8 of the Business and Professions Code) or that he or she is exempt therefrom and the basis for the alleged exemption. Any violation of Section 7031.5 by any applicant for a permit subjects the applicant to a civil penalty of not more than five hundred dollars (\$500.00);

____ I, as a owner of the property, or my employees with wages as their sole compensation, will do the work, and the structure is not intended or offered for sale (Sec. 7044, Business and Professional Code: The Contractors License Law does not apply to an owner of property who builds or improves thereon, and who does such work himself or herself or through his/her own employees, provided that such improvements are not intended or offered for sale. If, however, the building or improvement is sold within one year of completion, the owner-builder will have the burden of proving that he/she did not build or improve for the purpose of sale.)

____ I, as owner of the property, am exclusively contracting with licensed contractors to construct the project (Sec. 7044, Business and Professions Code: The Contractors License Law does not apply to an owner of property who builds or improves thereon, and who contracts for such projects with a contractor(s) licensed pursuant to the Contractors License Law).

____ I am exempt under Sec. _____ B & PC for this reason: _____

Date _____ Owner Signature _____

IN ISSUING THIS BUILDING PERMIT, the applicant represents, and the city relies on the representation of the applicant, that the applicant verified all measurements and locations shown on the application or accompanying drawings and that the improvement to be constructed does not violate any law or private agreement relating to permissible or prohibited locations for such improvements. This building permit does not authorize any illegal location of any improvement or the violation of any private agreement relating to location of improvements.

I certify that I have read this application and state that all information is correct. I agree to comply with all city and county ordinances and state laws relating to building construction and hereby authorize representative(s) of this city to enter upon the abovementioned property for inspection purposes.

Date 2/23/06 Applicant/Agent Signature D. Collins

WORKER'S COMPENSATION DECLARATION: I hereby affirm under penalty of perjury one of the following declarations:

____ I have and will maintain a certificate of consent to self-insure for workers' compensation as provided for by Section 3700 of the Labor Code, for the performance of work for which the permit is issued.

I have and will maintain workers' compensation insurance, as required by Section 3700 of the Labor Code, for the performance of the work for which this permit is issued. My workers' compensation insurance carrier and policy number are:

Carrier LIBERTY MUTUAL INS CO. Policy Number WA2-65D-004147-082 Exp Date 04/01/2005

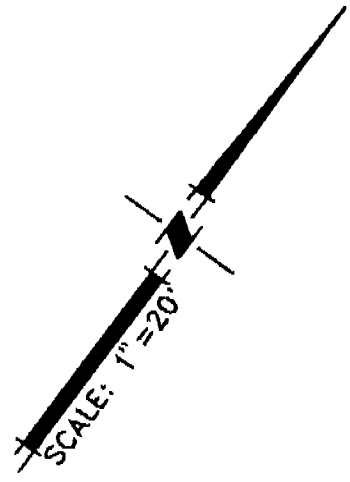
____ (This section need not be completed if the permit is for \$100 or less) I certify that in the performance of the work for which this permit is issued, I shall not employ any person in any manner so as to become subject to the workers' compensation laws of California and agree that if I should become subject to the workers' compensation provisions of Section 3700 of the Labor Code, I shall forthwith comply with those provisions.

Date 2/23/06 Applicant Signature D. Collins

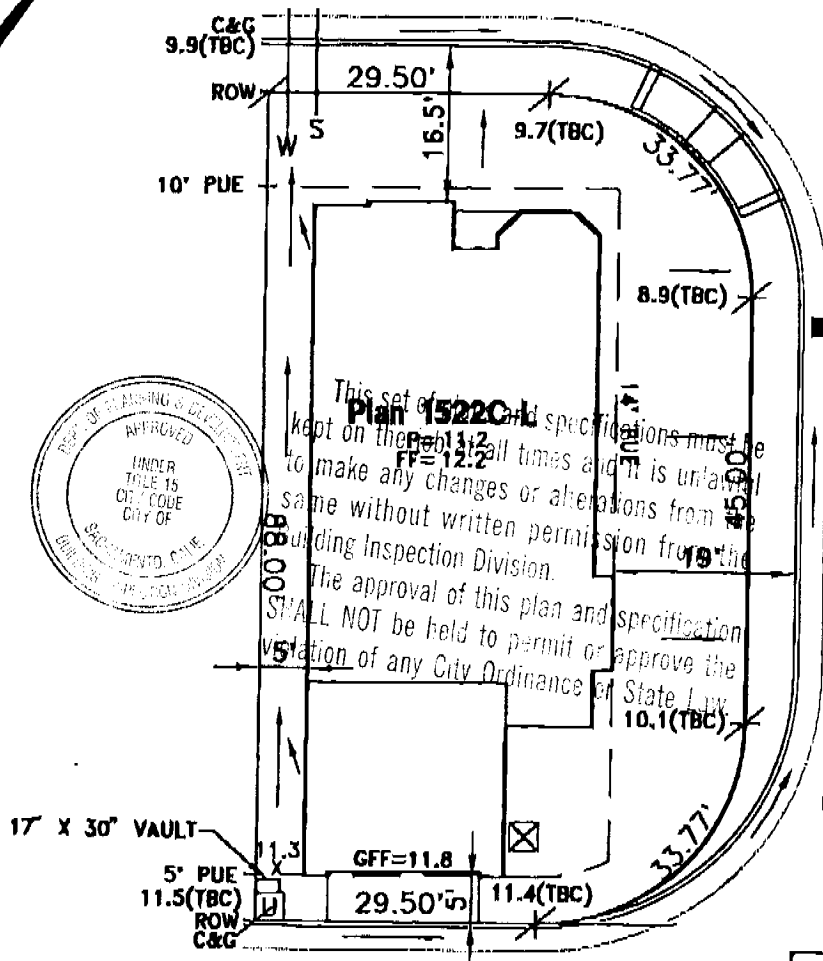
WARNING: FAILURE TO SECURE WORKER'S COMPENSATION COVERAGE IS UNLAWFUL AND SHALL SUBJECT AN EMPLOYER TO CRIMINAL PENALTIES AND CIVIL FINES UP TO ONE HUNDRED THOUSAND DOLLARS (\$100,000) IN ADDITION TO THE COST OF COMPENSATION, DAMAGES AS PROVIDED FOR IN SECTION 3706 OF THE LABOR CODE, INTEREST AND ATTORNEY'S FEE.

THIS PERMIT SHALL EXPIRE BY LIMITATION IF WORK IS NOT COMMENCED WITHIN 180 DAYS.

THIS PLOT PLAN IS NOT FOR SALES PURPOSES. THIS PLOT PLAN IS FOR THE PURPOSES OF INDICATING COMPLIANCE WITH ZONING SET BACKS, GENERAL DRAINAGE DIRECTION, AND APPROXIMATE UTILITY CONNECTION. ALL OTHER DATA SHOWN HEREON IS CONCEPTUAL. THIS PLOT PLAN DOES NOT REFLECT AS-BUILT CONDITION. RETAINING WALLS ARE OPTIONAL AND MAY OR MAY NOT BE CONSTRUCTED.



SPoonWOOD WAY



STAYSAIL STREET

REVISED

BRUNET LANE

- ▲ - TRANSFORMER
 - U - UTILITY SERVICE BOX
 - - DRAIN INLET
 - - STREET LIGHT
 - SL - SERVICE POINT
 - ⊙ - FIRE HYDRANT
- GFF= GARAGE FINISHED FLOOR

ROUTING/APPROVAL		
	✓	INITIALS
President		
Project Development		
Construction	✓	BS
Marketing	✓	BS
Admin.		
Accounting		

RIVERDALE VILLAGE 1
 "THE LANDING" FOR BEAZER HOMES
 PLOT PLAN FOR LOT 168

A.P.N.:
 LOT AREA: 4289 S.F.
 ADDRESS:
 CITY OF SACRAMENTO, CALIFORNIA

WOOD RODGERS
 ENGINEERING • PLANNING • MAPPING • SURVEYING
 3301 O STREET, BLDG. 100-B, SACRAMENTO, CA 95816
 PHONE: (916) 341-7760 FAX: (916) 341-7767

12-15-05	DRAWN: GDM	1055.030
----------	------------	----------

j:\Jobs\1055-Riverdale\Riverdale-V1\Civil\Plotplan\Lot_168.dwg 2/02/06 9:32am gmckoin

0601862

CERTIFICATE OF FIELD VERIFICATION AND DIAGNOSTIC TESTING (Part 1)

CF-4R

Project Title: Landing @ Riverdale Date: 5-10-06
 Project Address: 3036 Spornwood way Sacramento CA 95834 Builder Name: Beazer Homes
 Lot # 1001435 Lot # 168 Plan # 1522
 Builder Contact: Chris Perez Telephone: 916-847-6514 Plan Number:
 HERS Rater: Chris Perez Telephone: _____ Sample Group Number:
 Certifying Signature: Chris Perez Date: 5-10-06 Sample House Number:
 Firm: ACS HERS Provider: _____
 Street Address: 9524 mosquito rd City/State/Zip: Placerville CA 95667
 Copies to: Builder, HERS Provider

HERS RATER COMPLIANCE STATEMENT

This house was: Tested Approved as part of sample testing, but was not tested

As the HERS rater providing diagnostic testing and field verification, I certify that the houses identified on this form comply with the diagnostic tested compliance requirements as checked on this form.

Distribution system is fully ducted (i.e., does not use building cavities as plenums or platform returns in lieu of ducts)

Where cloth backed, rubber adhesive duct tape is installed, mastic and drawbands are used in combination with cloth backed, rubber adhesive duct tape to seal leaks as duct connections.

MINIMUM REQUIREMENTS FOR DUCT LEAKAGE REDUCTION COMPLIANCE CREDIT

Duct Diagnostic Leakage Testing Results (Maximum 6% Duct Leakage)

Duct Pressurization Test Results (CFM @ 25 Pa) Measured values

Test Leakage in CFM) 54

If Fan Flow is Calculated at 400 cfm/ton x number of tons enter calculated value here 998

If fan flow is measured enter measured value here _____

Leakage Percentage (100 x Test Leakage/Fan Flow) = 5.4%

Check Box for Pass or Fail (Pass = 6% or less

Pass Fail

THERMOSTATIC EXPANSION VALVE (TXV) or Commission approved equivalent

Yes No Thermostatic Expansion Valve (or Commission approved equivalent) is installed and Access is provided for inspection Yes is a pass

Pass Fail

MINIMUM REQUIREMENTS FOR DUCT DESIGN COMPLIANCE CREDIT

1. Yes No ACCA Manual D Design requirements have been met (rater has verified that actual installation matches values in CF-1R and design on plan.)

2. Yes No TXV is installed or Fan flow has been verified. If no TXV, verified fan flow matches design from CF-1R. Measured Fan Flow = _____

Pass Fail

Yes for both 1 and 2 is a Pass

Job # 1001435

Benzer/Landing

INSTALLATION CERTIFICATE

(Page 3 of 8)

CF-6R

Lot # 168 Plan # 1522 3036 Spoonwood Way Sacramento, Ca. 95834
Site Address Permit Number 0601862

DUCT LEAKAGE AND DESIGN DIAGNOSTICS

DUCT LEAKAGE REDUCTION

Pressurization Test Results (CFM @ 25 PA)

Test Leakage (CFM) 54

Fan Flow

If Fan Flow is Calculated at 400 cfm/ton x number of tons, or as 21.7 x Heating Capacity in Thousands of Btu/hr, enter calculated value here 998 fan

If fan flow is measured, enter measured value here

Leakage Fraction = Test Leakage / (Measured or Calculated Fan Flow) = 5.4%

Pass if leakage fraction ≤ 0.06

Pass Fail

For AEROSOL TYPE SEALANTS ONLY - The following diagnostic testing was completed:

Duct Fan Pressurization at rough-in measured leakage (CFM)

CHECK AFTER FINISHING WALL:

Yes No Pressure pan test or House pressurization test

Yes No Visual Inspection of Duct Connections

Pass Fail

THERMOSTATIC EXPANSION VALVE (TXV)

Yes No

Thermostatic Expansion Valve (or Commission approved equivalent) is installed and Access is provided for inspection Yes is a pass

Pass Fail

DUCT DESIGN

1. Yes No

ACCA Manual D Design calculations have been completed. Duct Design is on the plans and duct installation matches plans.

2. Yes No

TXV is installed or Fan flow has been verified. If no TXV, verified fan flow matches design from CF-1R.

Measured Fan Flow = _____

Yes for both 1 and 2 is a Pass

Pass Fail

I, the undersigned, verify that the above diagnostic test results and the work I performed associated with the test(s) is in conformance with the requirements for compliance credit. [The builder shall provide the HERS provider a copy of the CF-6R signed by the builder employees or sub-contractors certifying that diagnostic testing and installation meet the requirements for compliance credit.]

JD

Tests Performed

[Signature] 5/10/06

Signature, Date

Benzer

Installing Subcontractor (Co. Name) OR General Contractor (Co. Name)

COPY TO: Building Department
HERS Provider (if applicable)
Building Owner at Occupancy

1522 plan A, B, C ELE

1071168

INSTALLATION CERTIFICATE

(Page 2 of 13)

CF-6R

3036 Spoonwood

0601867

Site Address

Permit Number

FENESTRATION/GLAZING:

Manufacturer/Brand Name (GROUP LIKE PRODUCTS)	Product U-Factor ¹ (≤ CF-1R value) ²	Product SHGC ¹ (≤ CF-1R value) ²	# of Panels	Total Quantity of Like Product (Optional)	Square Feet	Exterior Shading Device or Overhang	Comments/Location/Special Features
1. XO	.35	.32	2				
2. PW	.33	.31	2				
3. SH	.35	.32	2				
4.							
5.							
6.							
7.							
8.							
9.							
10.							
11.							
12.							
13.							
14.							
15.							

¹ Manufactured fenestration products use the values from the product label. Field fabricated fenestration products use the default values from Section 116 of the Energy Efficiency Standards.

² Installed U-Factor must be less than or equal to values from CF-1R. Installed SHGC must be less than or equal to values from CF-1R, or a shading device (exterior or overhang) is installed as specified on the CF-1R. Alternatively, installed weighted average U-Factors for the total fenestration area are less than or equal to values from CF-1R.

I, the undersigned, verify that the fenestration/glazing listed above my signature: 1) is the actual fenestration product installed; 2) is equivalent to or has a lower U-Factor and lower SHGC than that specified in the certificate of compliance (Form CF-1R) submitted for compliance with the Energy Efficiency Standards for residential buildings; and 3) the product meets or exceeds the appropriate requirements for manufactured devices (from Part 6), where applicable.

Item #s (if applicable) 1-17-06 Signature, Date [Signature] Installing Subcontractor (Co. Name) OR General Contractor (Co. Name) OR Owner OR Window Distributor The Door & Window Co.

Item #s (if applicable) Signature, Date Installing Subcontractor (Co. Name) OR General Contractor (Co. Name) OR Owner OR Window Distributor

Item #s (if applicable) Signature, Date Installing Subcontractor (Co. Name) OR General Contractor (Co. Name) OR Owner OR Window Distributor

COPY TO: Building Department
HERS Provider (if applicable)
Building Owner at Occupancy

Lot 1168

INSTALLATION CERTIFICATE

(Page 1 of 12)

CF-6R

3036 Spoonwood
Site Address

0601862
Permit Number

An installation certificate is required to be posted at the building site or made available for all appropriate inspections. (The information provided on this form is required) After completion of final inspection, a copy must be provided to the building department (upon request) and the building owner at occupancy, per Section 10-103(a).

WATER HEATING SYSTEMS:

Heater Type	CEE Certified Mfr Name & Model Number	Distribution Type (Std, Point-of-Use, etc)	Recirculation Control Type	# of Identical Systems	Rated Input (kW or Btu/hr) ¹	Tank Volume (gallons)	Efficiency (EF, RE) ²	Standby Loss (%) ³	Insulation R-value ²
GAS	A.O. Smith GVR-50TM	Std.	N/A	N/A	40,000	50	.62	N/A	N/A

- For small gas storage (rated input of less than or equal to 75,000 Btu/hr), electric resistance and heat pump water heaters, list Energy Factor (EF). For large gas storage water heaters (rated input of greater than 75,000 Btu/hr), list Recovery (RE), Thermal Efficiency, Standby Loss and Rated Input. For instantaneous gas water heaters, list Thermal Efficiency and Rated Input.
- R-12 external insulation is mandatory for storage water heaters with an energy factor of less than 0.58.

Kitchen Piping:

If indicated on the CF-1R, all hot water piping $\geq 3/4$ inches in diameter that runs from the hot water source to the kitchen fixtures is insulated.

Faucets & Shower Heads:

All faucets and showerheads installed are certified to the Energy Commission, pursuant to Title 24, Part 6, Section 111.

Central Water Heating in Buildings with Multiple Dwelling Units (required for prescriptive)

- All hot water piping in main circulating loop is insulated to requirements of §150(j)
- Central hot water systems serving six or fewer dwelling units which have (1) less than 25' of distribution piping outdoors; (2) zero distribution piping underground; (3) no recirculation pump; and (4) insulation on distribution piping that meets the requirements of Section 150(j)
- Central hot water systems serving more than 6 dwelling units - presence of either a time control or a time/temperature control

I, the undersigned, verify that equipment listed above my signature is: 1) the actual equipment installed; 2) equivalent to or more efficient than that specified in the certificate of compliance (Form CF-1R) submitted for compliance with the Energy Efficiency Standards for residential buildings; and 3) equipment that meets or exceeds the appropriate requirements for manufactured devices (from the Appliance Efficiency Regulations or Part 6), where applicable.

Tom Brauer
Signature, Date

BZ Plumbing Co., Inc.
Installing Subcontractor (Co. Name) OR
General Contractor (Co. Name) OR Owner

COPY TO: Building Department
HERS Rater (if applicable)
Building Owner at Occupancy

INSTALLATION CERTIFICATE

LANDING @ RIVERDALE NORTH CF-6R

LOT 1108 ALL

Beazer Homes - LINCOLN VILLAGE

Site Address 3036 Spoonwood LANDING @ RIVERDALE NORTH 40X90

0601862 Permit Number

An installation certificate is required to be posted at the building site or made available for all appropriate inspections. (The information provided on this form is required; however, use of this form to provide the information is optional.) After completion of final inspection a copy must be provided to the building department (upon request) and the building owner at occupancy, per Section 10-103(b).

HVAC SYSTEMS:

Heating Equipment

Table with 8 columns: Equip. Type (pkg. Heat pump), CEC Certified Mfr name and Model #, # of Identical Systems, (1) Efficiency (AFUE, etc.) > CF-1R value, Duct Location (attic, etc.), Duct or Piping R-value, Heating Load (Btu/hr), Heating Capacity (Btu/hr). Rows include FURNACE YORK #LY8S040A12, FURNACE YORK #LY8S060A12, FURNACE YORK #LY8S060A12, FURNACE YORK #LY8S060A12, FURNACE YORK #LY8S060A12, FURNACE YORK #LY8S060A12.

Table with 8 columns: Equip. Type (pkg. Heat pump), CEC Certified Compressor Unit Mfr Name and Model #, # of Identical Systems, (1) Efficiency (SEER, etc.) > CF-1R value, Duct Location (attic, etc.), Duct R-value, Cooling Load (Btu/hr), Cooling Capacity (Btu/hr). Rows include A/C YORK #H1RD024, A/C YORK #H1RD024, A/C YORK #H1RD024, A/C YORK #H1RD024, A/C YORK #H1RD024, A/C YORK #H1RD030.

* = TXV valve installed with coil

(1) > reads greater than or equal to.

PLAN 1871

I, the undersigned, verify that equipment listed above is: 1) the actual equipment installed, 2) equivalent to or more efficient than that specified in the certificate of compliance (Form CF-1R) submitted for compliance with the Energy Efficiency Standards for residential buildings, and 3) equipment that meets or exceeds the appropriate requirements for manufactured devices (from the Appliance Efficiency Regulations or Part 6), where applicable.

Signature, Date

BEUTLER CORPORATION

Installing Subcontractor (Co. Name)

OR General Contractor (Co. Name) OR Owner

WATER HEATING SYSTEMS:

Table with 9 columns: Heater Type, CEC Certified Mfr Name & Model #, Distribution Type (Std. point of use), If Recirculation Control Type, # of Identical Systems, (2) Rated Input (kW or Btu/hr), Tank Volume (gallons), (2) Efficiency (EF, RE), (2) Standby Loss (%), External Insulation R-value.

(2) For small gas storage (rated input of less than or equal to 75,000 Btu/hr), electric resistance and heat pump water heaters, list Energy Factor. For large gas storage water heaters (rated input of greater than 75,000 Btu/hr), list Recovery Efficiency, Standby Loss and Rated Input. For instantaneous gas water heaters, list Recovery efficiency and Rated Input.

(3) R-12 external insulation is mandatory for storage water heaters with an energy factor of less than 0.58.

Facets & Shower Heads:

All facets and showerheads installed are certified to the Commission, pursuant to Title 24, Part 6, Section 111.

I, the undersigned, verify that equipment listed above my signature is: 1) the actual equipment installed; 2) equivalent to or more efficient than that specified in the certificate of compliance (Form CF-1R) submitted for compliance with the Energy Efficiency Standards for residential buildings; and 3) equipment that meets or exceeds the appropriate requirements for manufactured devices (from the Appliance Efficiency Regulations or Part 6), where applicable.

2-07-06

Signature, Date

Handwritten signature

Installing Subcontractor (Co. Name)


OR General Contractor (Co. Name) OR Owner

COPY TO: Building Department
HERS Provider (if applicable)
Building Owner at Occupancy



INSTALLATION CARD

Western 1 Kote Exterior Stucco System
Sacramento Stucco Company



3036 Spawwood Wy

0601862

ICC Evaluation Services, Inc.
Evaluation Report ESR-1607

Date of Job Completion: April 16, 2006

Job Address

BEAZER HOMES

THE LANDING AT RIVERDALE

LOT: 168

Plastering Contractor

Name: _____

STUCCO WORKS, INC.

Address: _____

5900 WAREHOUSE WAY, SACRAMENTO CA 95826

Telephone No.: _____

PHONE: (916) 383-6699 FAX: (916) 383-6668

Approved contractor number as issued by coating manufacturer: _____

511

This is to certify that the exterior coating system on the building exterior at the above address has been installed in accordance with the evaluation report specified above and the manufacturer's instructions.

Signature of authorized representative or plastering contractor

Date

This installation card must be presented to the building inspector after completion of work and before final inspection