



REPORT TO COUNCIL

City of Sacramento

915 I Street, Sacramento, CA 95814-2604
www. CityofSacramento.org

CONSENT
November 13, 2007

Honorable Mayor and
Members of the City Council

Title: Investment Report for the Quarter Ended September 30, 2007 and the
Monthly Transactions for the Month Ended September 30, 2007

Location/Council District: Citywide

Recommendation: 1) Adopt a **Resolution** approving the City Investment Policy and delegate investment authority to the City Treasurer for the next 12 months; and 2) accept the Quarterly Investment Report for quarter ended September 30, 2007 and the Monthly Investment Transactions for the month ended September 30, 2007.

Contacts: Lydia Abreu, Investment and Operations Manager, 808-7746; John Colville, Senior Investment Officer, 808-8297; Shirley Tupaz, Investment Operations Analyst, 808-8295

Presenters: None

Department: City Treasurer

Division: Investment and Operations

Organization No: 0900

Description/Analysis:

Issue: Quarterly Investment Reports are required by California Government Code, Statutes of 1996, Chapter 749 and Statutes of 1995, Chapter 783. Chapter 783 also requires that the City Council consider the City Treasurer's Investment Policies and any proposed changes or revisions.

Policy Considerations: The City Council has previously reviewed and approved the City's Investment Policy. The last revision to the City Investment Policy was approved by the City Council on May 23, 2006. This report does not recommend any additional amendments to the City's Investment Policy at this time.

Environmental Considerations: Ongoing administrative and maintenance activities which are not for purposes of a public works construction project do not constitute a "project" and are exempt from the California Environmental Quality Act


(CEQA). CEQA Guidelines, Sections 15061(b)(1), 15378(b)(3).


Commission/Committee Action: None

Rationale for Recommendation: The City Treasurer is responsible for investing and reporting in accordance with the authority granted by City Charter Section 73, City Council ordinances and resolutions.

Financial Considerations: None.

Emerging Small Business Development (ESBD): Not Applicable.

Respectfully Submitted by:  _____
John Colville
Senior Investment Officer

Respectfully Submitted by:  _____
Shirley Tupaz
Investment Operations Analyst

Approved by:  _____
Lydia Abreu
Investment and Operations Manager

Recommendation Approved:


 _____
Thomas P. Frier
City Treasurer

Table of Contents:

Report	pg. 1
Attachments:	
1 Background	pg. 6
2 Resolution	pg. 11

<u>Exhibit A</u>	City of Sacramento Investment Policy	13
<u>Exhibit A-1</u>	Allowable Investment Instruments Per Gov Code 53601	20
<u>Exhibit A-2</u>	Trust Fund and Other Investment Funds	22
<u>Exhibit B</u>	City Council Resolutions 89-167 and 95-108	23
<u>Exhibit C</u>	City Investment Pool A Portfolio Composition and Performance Comparison	26
<u>Exhibit C-1</u>	City Investment Pool A Asset Listing as of September 30, 2007	27
<u>Exhibit D</u>	The Ethel MacLeod Hart Fund (Fixed & Equity) Asset Listing as of September 30, 2007	30
<u>Exhibit E</u>	The Ann Land/Bertha Henschel Public Trust (Fixed & Equity) Asset Listing as of September 30, 2007	33
<u>Exhibit F</u>	City Funds with Third Party Trustee Asset Listing as of September 30, 2007	36
<u>Exhibit G</u>	City of Sacramento, SHRA & SCERS Securities Lending	43
<u>Exhibit H</u>	Listing of Non-City Funds as of September 30, 2007	47
<u>Exhibit I-1</u>	Sacramento Housing & Redevelopment Agency (SHRA) Asset Listing as of September 30, 2007	48
<u>Exhibit I-2</u>	SHRA Funds with Third Party Trustee Asset Listing as of September 30, 2007	61
<u>Exhibit J</u>	Sacramento Employees' Retirement System (SCERS) Asset Listing as of September 30, 2007	62
<u>Exhibit K</u>	George H. Clark Scholarship Trust Fund (Fixed & Equity) Asset Listing as of September 30, 2007	73
<u>Exhibit L-1</u>	United Way (Fixed & Equity) Asset Listing as of September 30, 2007	75
<u>Exhibit L-2</u>	Capitol Area Development Agency Asset Listing as of September 30, 2007	78

<u>Exhibit L-3</u>	American River Flood Control District Asset Listing as of September 30, 2007	81
<u>Exhibit L-4</u>	The Natomas Basin Conservancy Asset Listing as of September 30, 2007	82
<u>Exhibit L-5</u>	Sacramento Public Library Authority Asset Listing as of September 30, 2007	83
<u>Exhibit M</u>	Summary of Transactions For the month ended September 30, 2007	84
<u>Exhibit N</u>	City Investment Pool A Investment Transactions	86
<u>Exhibit O</u>	The Ethel MacLeod Hart Fund (Fixed & Equity) Investment Transactions	92
<u>Exhibit P</u>	The Ann Land/Bertha Henschel Public Trust (Fixed & Equity) Investment Transactions	94
<u>Exhibit Q</u>	George H. Clark Scholarship Trust Fund (Fixed & Equity) Investment Transactions	96
<u>Exhibit R</u>	Sacramento Housing and Redevelopment Agency (SHRA) Investment Transactions	98
<u>Exhibit S-1</u>	SCERS Fixed Bond Portfolio Investment Transactions	102
<u>Exhibit S-2</u>	SCERS Fixed Alternative Equity Income Investment Transactions	104
<u>Exhibit S-3</u>	SCERS Large Capital Growth Investment Transactions	105
<u>Exhibit S-4</u>	SCERS S&P Barra Value Investment Transactions	106
<u>Exhibit S-5</u>	SCERS Canada Portfolio Investment Transactions	107
<u>Exhibit S-6</u>	SCERS China Portfolio Investment Transactions	108
<u>Exhibit S-7</u>	SCERS EAFE Portfolio Investment Transactions	109

<u>Exhibit S-8</u>	SCERS Japan Portfolio Investment Transactions	110
<u>Exhibit S-9</u>	SCERS Latin America Portfolio Investment Transactions	111
<u>Exhibit S-10</u>	SCERS India Portfolio Investment Transactions	112
<u>Exhibit T</u>	Capitol Area Development Authority (CADA) Investment Transactions	113
<u>Exhibit U</u>	United Way (Fixed & Equity) Investment Transactions	114
<u>Exhibit V</u>	American River Flood Control District (ARFCD) Investment Transactions	116
<u>Exhibit W</u>	The Natomas Basin Conservancy (TNBC) Investment Transactions	117
<u>Exhibit X</u>	Sacramento Public Library Authority (SPLA) Investment Transactions	118

Attachment 1

Background:

California Government Code Chapter 749, Statutes of 1996 and Chapter 783, Statutes of 1995 were enacted to help avoid a repeat of the December 1994 Orange County investment fiasco which resulted in investment losses exceeding \$1.7 billion for Orange County and other local government entities. The City's first Chapter 783 quarterly investment report in compliance with this legislation was heard by City Council on May 7, 1996. The City's first Chapter 749 monthly transaction report was presented to City Council on March 18, 1997. AB 2853 was enacted effective September 2004 through the Budget Acts which had suspended these mandates through the elimination of funding. The Legislature encourages local agency officials to continue taking the actions formerly mandated. This report is submitted to City Council which combines both reporting requirements.

CHAPTER 783

Chapter 783 has two main requirements. The first is that the City Council annually considers the City Treasurer's investment policies and any proposed changes or revisions. The City Council first approved the City Treasurer's investment policies in 1978. City Council has approved minor technical modifications in the past including an amendment related to SHRA on March 18, 2003. The City Council approved a revised Investment Policy that is California Government Code compliant on February 24, 2004. The last revision to the City Investment Policy (**Exhibit A**) was approved by the City Council on May 23, 2006.

This report addresses the second main requirement which focuses on prompt and full reporting of all securities held by the City Treasurer and under management of any outside party. Chapter 783 specifies that the quarterly investment report shall:

"...include the type of investment, issuer, date of maturity par and dollar amount invested on all securities, investments and moneys held by the local agency, and shall additionally include a description of any of the local agency's funds, investments, or programs, that are under the management of contracted parties, including lending programs. With respect to all securities held by the local agency, and under management of any outside party that is not also a local agency or the State of California Local Agency Investment Fund, the report shall also include a current market value as of the date of the report, and shall include the source of this same valuation."

"...State compliance of the portfolio to the statement of investment policy, or manner in which the portfolio is not in compliance."

"...include a statement denoting the ability of the local agency to meet its pool's expenditure requirements for the next six months, or provide an explanation as to why sufficient money shall, or may, not be available."

INVESTMENTS HELD

City Investment Pool A is a short-term investment vehicle for the cash balances of all operating funds of the City of Sacramento. Investments purchased for this pool are invested according to the investment guidelines of government code (Sections 53601 & 53635) and may be expanded to include investments deemed prudent by the City Treasurer. **Exhibit C** illustrates the portfolio composition and performance comparison. **Exhibit C-1** is a detailed list of the investments held as of September 30, 2007.

The Ethel MacLeod Hart Fund for Senior Citizens is a bequest to the City of Sacramento to be used for constructing and maintaining a facility available to senior citizens for their use, enjoyment and comfort. The Ethel MacLeod Hart Advisory Committee was appointed by the Mayor to provide advice to City staff and the City Council on the appropriate use of the funds consistent with the terms of the bequest and intent of the donor. The Committee is composed of seven members including individual senior citizens and representatives from senior citizen advocacy and advisory organizations. The Committee advises the City Council on the appropriate use of the funds; City Council authorized the City Treasurer to prudently invest the monies. **Exhibit D** is a detailed list of the investments held as of September 30, 2007.

The Ann Land/Bertha Henschel Public Trust Mutual Fund was set up to collectively manage the investment of proceeds from two separate donations to the City of Sacramento. In 1914 William Land donated \$271,720 to the City for the poor, indigent, and needy citizens in Sacramento in memory of his mother. In 1953 a similar gift of \$278,000 was given by Bertha Henschel and several others. The original bequests are to remain in perpetuity but all income derived from these funds is to be paid to benefit the indigent and needy citizens of Sacramento. The Ann Land-Bertha Henschel Memorial Funds Commission was created and exists pursuant to the provisions of the Sacramento City Code. The Commission consists of eight members appointed by the Mayor and Council. The Commission is responsible for the disbursement of the income from the funds, while the City Treasurer has the authority and responsibility for the investment of the funds. **Exhibit E** is a detailed list of the investments held as of September 30, 2007.

City Funds with a Third Party Trustee consists of proceeds from debt financing and monies for the City's deferred compensation program. Debt financing is generally for specific purposes and has various restrictions imposed by bond covenants. To protect the interests of the concerned parties, the proceeds are held by a third party trustee in various distinct accounts. Bank of New York and U.S. Bank are the trustees currently used by the City of Sacramento. **Exhibit F** is a detailed list of the investments held as of September 30, 2007.

The City has a **Deferred Compensation program** established under the guidelines of the Internal Revenue Code Section 457. Currently the funds are held in a Trust exclusively for the benefit of the contributing employees. The program is administered and the investments managed under the guidance of the International City Management Association Retirement Corporation (ICMA-RC). As of September 30, 2007, City assets held in a trust for the exclusive use of City employees by ICMA-RC total \$251,969,014.87.

Securities Lending is a program wherein investments that we currently own are lent to other parties. This enables us to earn additional income for City Pool A, SHRA and SCERS. This program is managed by the Bank of New York, which also performs the custody services for the City of Sacramento. **Exhibit G** is a summary of the collateral held as of September 30, 2007.

Non-City Funds are either trust funds or non-City entities whose accounting records are maintained by the City. These funds have their operating cash invested in the City's Pool A. Therefore, their investments outstanding as of September 30, 2007 would be their pro-rata share of the investments as shown in **Exhibit C**. These funds and the amount that they have invested in Pool A as of September 30, 2007 are listed in **Exhibit H**.

Sacramento Housing and Redevelopment Agency (SHRA) Funds are federal, local operating or bond proceeds managed by the City Treasurer at the request of SHRA. These funds, and the security lending activity associated with these funds, as well as SHRA Funds held with a third party trustee, are reported to City Council for informational purposes only (**Exhibits I-1 & I-2**, respectively). SHRA will report separately to the appropriate SHRA oversight entity pursuant to Chapter 783, Statutes of 1995. By reporting these funds in this report, the City Treasurer does not warrant or represent compliance with the investment policy adopted by SHRA or that sufficient monies are available to meet SHRA's cash flow needs for the next six months.

The Sacramento City Employees' Retirement System (SCERS) is a closed-end fund for employees who worked for the City of Sacramento prior to 1977. As set by City Charter, a five-member Administration, Investment and Fiscal Management Board (Board) oversees the investments of SCERS. Monthly and quarterly investment reports are presented to this Board by the City Treasurer. These reports are available in the Office of the City Treasurer for review. **Exhibit J** is a detailed list of the investments held as of September 30, 2007.

The George H. Clark Memorial Scholarship was established in 1951 through a will executed by George H. Clark in 1921. The fund provides scholarship benefits that will help defray the expenses incidental to providing a college education for the high school senior student, male or female, who attains the highest degree of success throughout his or her high school experience. The George H. Clark Memorial Scholarship Trust Fund was established in agreement with the Mayor of the City of Sacramento, the Superintendent of the Sacramento City Unified School District, and the Principal of the most populous high school in the City of Sacramento. **Exhibit K** is a detailed list of investments held as of September 30, 2007.

Earl William's Endowment of the United Way of Sacramento is a non-City entity and the City Treasurer provides investment management services with City Council approval by Resolution No. 99-370, approved and adopted by the City Council on June 29, 1999. **Exhibit L-1** is a detailed list of the investments held as of September 30, 2007.

Capitol Area Development Authority (CADA) is an Authority governed in part by a Joint Exercise of Powers Agreement, dated July 1, 1978. Section 10© of that Agreement provides that the Director of Finance of the City is designated as the Controller of the Authority with the powers establish by Government Code § 6505.5 Section 20. The funds

are Federal and local operating revenues managed by the City Treasurer, within Pool A portfolio, at the request of CADA. **Exhibit L-2** is a detailed list of the investments held as of September 30, 2007.

American River Flood Control District (ARFCD) - On August 24, 2004, the City Council approved and authorized the City Treasurer to accept the American River Flood Control District (ARFCD) reserve funds to be invested in the City of Sacramento's Pool A portfolio. The approximate \$3,000,000 deposit will generate roughly \$6,000 annual revenue to the City's General Fund. **Exhibit L-3** is a detailed list of investments held as of September 30, 2007.

The Natomas Basin Conservancy (TNBC) serves as a "Plan Operator" for the Natomas Basin. Its mission is to promote biological conservation along with economic development and continuation of agriculture in the Natomas Basin. TNBC is a non-City entity whose funds are managed by the City Treasurer within the City of Sacramento's Pool A. **Exhibit L-4** is a detailed list of investments held as of September 30, 2007.

Sacramento Public Library Authority (SPLA) is an Authority governed by the Joint Powers Agreement entered into between the City and the County on August 31, 1993. A Memorandum of Understanding was entered into as of December 1, 2004 by and between SPLA and the City of Sacramento. SPLA is in the process of setting up its own computer system for financial reporting purposes. The City Treasurer and the City Finance Director shall remain the Treasurer and Auditor-Controller of SPLA until such time as the Joint Powers Agreement is amended. Funds managed for SPLA are 100% invested in City's Pool A. **Exhibit L-5** is a detailed list of investments held as of September 30, 2007.

COMPLIANCE WITH INVESTMENT POLICY

The City investments held are in compliance with the City Treasurer's previously reviewed, and current Investment Policy except for the following:

- No exceptions

ABILITY TO MEET EXPENDITURES REQUIREMENT

Based on the City Council's adopted City budget, past revenue and expenditure trends and economic forecasts, the City Treasurer projects that the City has sufficient monies on hand, anticipated revenues, and/or investments maturing to meet the City's expenditure requirements through March 31, 2008.

CHAPTER 749

Chapter 749 has two main points. The first point states that the City Council is authorized to annually delegate authority to the City Treasurer to invest or reinvest City funds and to sell or exchange securities purchased for a period of one year. After the delegation, the City Treasurer shall assume full responsibility for the transactions until the delegation of

authority is revoked or the one-year period expires. The attached Resolution delegates this authority. The second point requires the City Treasurer to submit a monthly report of the transactions to the City Council. For informational purposes, we have taken this opportunity to include the transactions of all the monies the City Treasurer invests in lieu of only the required Local Agency funds. The transactions for the month ended September 30, 2007 are attached as follows:

- Exhibit M: Summary of Transactions
- Exhibit N: City Investment Pool A
- Exhibit O: The Ethel MacLeod Hart Endowment Fund
- Exhibit P: The Ann Land / Bertha Henschel Public Trust Mutual Fund
- Exhibit Q: George H. Clark Scholarship Trust Fund
Outside Agency Funds
- Exhibit R: Sacramento Housing and Redevelopment Agency (SHRA)
- Exhibit S-1: SCERS Fixed Bond
- Exhibit S-2: SCERS Fixed Alternative Equity Income
- Exhibit S-3: SCERS Large Capital Growth
- Exhibit S-4: SCERS S&P Barra Value
- Exhibit S-5: SCERS Canada
- Exhibit S-6: SCERS China
- Exhibit S-7: SCERS EAFE
- Exhibit S-8: SCERS Japan
- Exhibit S-9: SCERS Latin America
- Exhibit S-10: SCERS India
- Exhibit T: Capitol Area Development Authority (CADA)
- Exhibit U: United Way
- Exhibit V: American River Flood Control District (ARFCD)
- Exhibit W: The Natomas Basin Conservancy (TNBC)
- Exhibit X: Sacramento Public Library Authority (SPLA)

RESOLUTION NO. 2007-

Adopted by the Sacramento City Council

November 13, 2007

**APPROVING THE CITY OF SACRAMENTO'S INVESTMENT POLICY
AND THE DELEGATION OF AUTHORITY TO THE CITY TREASURER**

BACKGROUND

- A. California Government Code Chapter 749, Statutes of 1996 authorized the legislative body of a local government to delegate its investment authority to the Treasurer of the local agency for a one-year period.
- B. The City Council has reviewed the City of Sacramento's Investment Policy, as Exhibit A.

**BASED ON THE FACTS SET FORTH IN THE BACKGROUND, THE CITY COUNCIL
RESOLVES AS FOLLOWS:**

- Section 1. The City Council approves the Investment Policy attached as Exhibit A. The Investment Funds shall be invested in consideration of the City's amended Investment Policy and City Resolutions 89-167 and 95-108, herein incorporated as Exhibit B.
- Section 2. In accordance with the authority granted by City Charter Section 73, City Council ordinances and resolutions authorize the City Treasurer to invest and report upon surplus funds.
- Section 3. The City Treasurer shall assume full responsibility for the transactions until delegation of authority is revoked or the one-year period expires.

Table of Contents:

Exhibit A: City of Sacramento Investment Policy

Exhibit B: Resolution No. 89-167 and Resolution No. 95-108

Investment Report Quarter and Month Ended September 30, 2007 November 13, 2007

PASSED AND ADOPTED by the City of Sacramento City Council on November 13, 2007
by the following vote:

Ayes:

Noes:

Abstain:

Absent:

Mayor Heather Fargo

ATTEST:

Shirley Concolino, City Clerk

CITY OF SACRAMENTO
Investment Policy

I. INTRODUCTION

The purpose of this document is to state the policies and procedures that enhance opportunities for a prudent and systematic investment process within the City of Sacramento Treasurer's office. The City Treasurer is responsible for investing and reporting upon the surplus funds in the City Treasury in accordance with the authority granted by City Charter Section 73, City Council ordinances and resolutions, California Government Code, the Administration, Investment and Fiscal Management Board of the Sacramento City Employees Retirement System (SCERS), the Ann Land/Bertha Henschel Memorial Fund Commission, the Ethel MacLeod Hart Fund Commission, George H. Clark Scholarship Memorial Fund Trustees, Sacramento Housing and Redevelopment Agency Ordinances and resolutions, and other entities as approved by the City Council.

II. INVESTMENT POLICY

The investment policy of the City of Sacramento is established in the Sacramento City Code and authorizes the City Treasurer to make investments deemed wise and prudent. As it pertains to City investment Pool A and public funds invested with the City of Sacramento, the Treasurer with the approval of City Council determined that the investment would be consistent with California Government Code Sections 53600.5 and 53601 compliant. However, when in the opinion of the City Treasurer deviation from these current guidelines is prudent and in the best interest of the City, the City Treasurer shall seek City Council approval to expand the guidelines of the government code program to make such investments.

- A. Investment program goals and objectives, on a portfolio-by-portfolio basis;
- B. Programs applying recognized portfolio management techniques;
- C. Delegation of investment authority limits for staff, and
- D. Investment Committee strategies approved by the City Treasurer.

III. INVESTMENT PROGRAM GOAL

The primary investment goal of the City Treasurer is to earn a maximum rate of return on investments that follow "Prudent Person" guidelines as outlined in California Civil Code Section 2261, California Government Code Section 53600.3 or other investment

CITY OF SACRAMENTO
 Investment Policy
 Page 2

management portfolio guidelines that are considered standards for the investment of public and trust funds.

IV. OBJECTIVE

A. SCERS

- To earn a rate of return from investments at least equal to the actuarial earnings assumption of the SCERS through the prudent implementation of investment policy, guidelines and approved current investment strategy.

B. CITY POOL A OR OTHER CITY PUBLIC INVESTMENT FUNDS

- To earn a rate of return from investment at least equal to the Local Agency Investment Fund of the State of California or other appropriate index through the prudent implementation of investment policy, guidelines and approved current investment strategy. The allowable investments for purchase without previous City Council approval to purchase and deemed prudent by the City Treasurer are shown as *Exhibit A-1* (Allowable Investment Instruments per State Government Code 53601).

C. SACRAMENTO HOUSING AND REDEVELOPMENT AGENCY (SHRA)

▪ Pool D

- For investment of federal funds the primary objective is liquidity and safety. The funds, as identified by SHRA, will be invested in U.S. Government securities and investments. It should be invested prudently in conformance with federal regulations and scheduled to mature to meet the estimated cash needs of SHRA.
- For non-federal funds, to be in conformance with State investment guidelines for local governmental entities, especially redevelopment agencies. To earn a rate of return from investment at least equal to the Local Agency Investment Fund of the State of California or other appropriate index through the prudent implementation of investment policy, guidelines and approved current investment strategy.

▪ Other SHRA Pools

- The primary objective is liquidity and safety. The funds will be invested consistent with State investment guidelines and bond

covenants and using prudent investment practices in accordance with SHRA's investment guidelines and approved current investment strategy.

D. TRUST FUNDS OR OTHER INVESTMENT FUNDS MANAGED BY THE CITY TREASURER WITH CITY COUNCIL APPROVAL AS OUTLINED IN *Exhibit A-2*.

- To earn a rate of return from investments that maximizes interest income through the prudent implementation of investment policy, guidelines and approved current investment strategy.

V. ADDITIONAL CONSIDERATIONS

A. IMPORTANT FACTORS TO CONSIDER

- Portfolio management shall be conducted in a prudent manner, and
- Reasonable care shall be taken with respect to the preservation of principal of invested capital, and
- The City's investment portfolios shall maximize earnings after consideration that the portfolio is sufficiently liquid to meet all operating requirements.

B. IMPLEMENTATION STRATEGIES AND GUIDELINES

The following strategies should be considered:

- Credit and financial analysis for selection of approved investments and/or issuers;
- Routine reviews of current U.S. economic policy;
- Analysis and interpretation of Federal Reserve policy;
- Interface with Wall Street economists;
- Maintenance and forecast of yield curve patterns;
- Awareness of market conditions and ability to execute orders;
- Routine reviews of investments and funds available to assure maximum return is achieved;
- Routine reports on investment activity consummated and investment results
- Development and maintenance of investment manuals for each investment portfolio managed, and
- Routine reviews of investment policy and strategies at Investment Committee meetings.

C. RECOGNIZED PORTFOLIO MANAGEMENT TECHNIQUES

- Rate anticipation swaps on the condition that no more than 10% of any investment portfolio may be in such condition at any given time.
- Arbitrage swaps, which take advantage of additional, yield by switching from the same or an equivalent security in order to take advantage of unusual price discrepancies. For the above to be considered as execution of recognized portfolio management techniques, the following requirements regarding the maturity date of the instrument ultimately purchased are as follows:

For securities that mature within 3 years from date of initial action:

The maturity date of the investment ultimately purchased must be within 30 days prior to or after the maturity date of the security initially owned.

For securities that mature longer than 3 years from date of original action:

The maturity date of the investment ultimately purchased must be within 6 months prior to or after the maturity date of the investment security initially owned.

- Sector and/or time spread swaps, which take advantage of the potential for additional yield by restructuring the portfolio when normal relationships are out of line.
- Reverse Repurchase Agreements or Security Loans to enhance investment income of the portfolio.
- Interfund Purchase – Sales are only permitted to maximize the investment income of the affected managed funds, whenever the internal handling costs would be exorbitant or a temporary price distortion would occur in the market place as a result of the restricted marketability of the investment vehicle to be sold. Such transactions shall be made in compliance with the adopted Interfund Investment Transfer Procedures.

D. BOOKKEEPING GAINS (LOSSES)

- Net gain (loss) limits
- Bookkeeping losses for investment portfolio management techniques are permitted so long as the ultimate interest income earned from an alternative investment exceeds the bookkeeping loss. Bookkeeping gains (losses) not to exceed \$10,000 on a single sale are within the authority of the Investment and Operations Manager. Any bookkeeping gains (losses) to be incurred in excess of \$10,000 in a single sale must first be approved by the Assistant City Treasurer, with a maximum limit on net-booked gains (losses) of \$100,000 per month without further approval of the City Treasurer. The

CITY OF SACRAMENTO

Investment Policy

Page 5

intent of the trading operation is to enhance investment income and maintain a net trading benefit position.

- Net trading benefit position is defined as the additional net investment income that will be earned as a result of the execution of portfolio management techniques. The criteria to measure such benefits will be to calculate the net investment income that would have been earned from an authorized investment security had the portfolio management technique not been executed, and comparing this amount to the net investment income that will be earned as a result of execution of the portfolio management technique.

E. QUALIFICATION OF BROKER, DEALERS, AND FINANCIAL INSTITUTIONS:

- Authorized broker/dealers and financial institutions will be selected and evaluated pursuant to the City Treasurer’s Broker/Dealer Selection Policy. The procedure considers such issues as services provided, credit characteristics and financial history of the firm, and the evaluation of the “Success/Opportunity Ratio” throughout the period in which the firm is transacting business with the City.

VI. DELEGATION OF INVESTMENT AUTHORITY

A. The City Treasurer delegates investment authority to the following:

- Assistant City Treasurer
- Chief Investment Officer
- Investment and Operations Manager
- Investment Officer(s)

B. Investment transactions in excess of trading limits are to be directed and approved by the City Treasurer.

C. Trading limits are established for transactions not covered in Section VI-B, above.

Trading limits authorize investment transactions as follows:

- City Treasurer:
10% of the investment portfolio(s) at any time, with additional authority as justified by the occasion. A report will be made to the appropriate entity when more than 10% of the portfolio is traded at one time.
- Assistant City Treasurer

7.5% of the investment portfolio(s) at any time without additional approval of the City Treasurer.

- Chief Investment Officer:
 5% of the investment portfolio(s) at any time without additional approval of the City Treasurer or Assistant City Treasurer.
- Investment and Operations Manager:
 4% of the investment portfolio(s) at any time without additional approval of the City Treasurer or Assistant City Treasurer.
- Senior Investment Officer:
 3% of the investment portfolio(s) without prior approval of the Investment and Operations Manager.
- Investment Officer II:
 1-1/2% of the investment portfolio(s) without prior approval of the Sr. Investment Officer.
- Investment Officer I:
 May execute a transaction of up to \$5MM in Repo without prior approval of Sr. Investment Officer.
- Trading limit guidelines and definitions:
 The transaction limits (except Repo) apply to one side of a trade. Example: a \$2MM security is sold, a \$2MM security may be purchased. This should not be construed to mean that the authority allows \$4MM in purchases.
- Trading limits permit investment staff limited discretion for investment selections that may not have been approved in advance by the City Treasurer or the appropriate regulatory body.
- Transactions falling into the trading limit category should be reported to the City Treasurer within 48 hours and at the next scheduled Investment Committee meeting.
- Trading limits do not authorize over-trading, churning or chaining investment activity.

VII. INVESTMENT STRATEGIES


- A. An Investment Committee is established and comprised of the following:

CITY OF SACRAMENTO
Investment Policy
Page 7

- City Treasurer
- Assistant City Treasurer
- Chief Investment Officer
- Investment and Operations Manager
- Investment Officer(s)

The intent of the Investment Committee is to report and review all investment activity and investment strategies. The Investment Committee will meet periodically, as prudent and required.

Investment strategies, which have been approved by the City Treasurer, shall be in force and implemented through the direction of the Assistant City Treasurer. Investment strategies will be reviewed at least quarterly.

Approved: 
THOMAS P. FRIERY
City Treasurer

Date: May 23, 2006

City of Sacramento
Tax ID# 94-6000410

Figure 1
Allowable Investment Instruments
Per State Government Code (as of January 1, 2006)^a
Applicable to All Local Agencies^b

Investment Type	Maximum Maturity^c	Maximum Specified Percentage of Portfolio	Minimum Quality Requirements
Local Agency Bonds	5 years	None	None
U.S. Treasury Obligations	5 years	None	None
State of California Obligations	5 years	None	None
CA Local Agency Obligations	5 years	None	None
U.S. Agencies	5 years	None	None
Bankers' Acceptances	180 days	40 percent ^d	None
Commercial Paper – Select Agencies ^e	270 days	25 percent of the agency's money ^f	"A-1/P-1/F-1"; if the issuer has issued long-term debt it must be rated "A" without regard to modifiers ^g
Commercial Paper – Others Agencies ^h	270 days	40 percent of the agency's money ⁱ	"A-1/P-1/F-1"; if the issuer has issued long-term debt it must be rated "A" without regard to modifiers ^g
Negotiable Certificates of Deposit	5 years	30 percent	None
Repurchase Agreements	1 year	None	None
Reverse Repurchase Agreements and Securities Lending Agreements	92 days ^j	20 percent of the base value of the portfolio	None ^k
Medium-Term Notes ^l	5 years	30 percent	"A" rating
Mutual Funds and Money Market Mutual Funds	N/A	20 percent ^m	Multiple ^{n, o}
Collateralized Bank Deposits	5 years	None	None
Mortgage Pass-Through Securities	5 years	20 percent	"AA" Rating ^p
Time Deposits	5 years	None	None
County Pooled Investment Funds	N/A	None	None
Joint Powers Authority Pool	N/A	None	Multiple ^q
Local Agency Investment Fund (LAIF)	N/A	None	None

*See "Table of Notes for Figure 1" on page 11 for footnotes related to this figure.

Table of Notes for Figure 1

- a. Sources: Government Code Sections 16429.1, 53601, 53635, and 53638.
- b. Municipal Utilities Districts have the authority under the Public Utilities Code Section 12871 to invest in certain securities not addressed here.
- c. Government Code Section 53601 provides that the maximum term of any investment authorized under this section, unless otherwise stated, is five years. However, the legislative body may grant express authority to make investments either specifically or as a part of an investment program approved by the legislative body that exceed this five year maturity limit. Such approval must be issued no less than three months prior to the purchase of any security exceeding the five-year maturity limit.
- d. No more than 30 percent of the agency's money may be in Bankers' Acceptances of any one commercial bank.
- e. "Select Agencies" are defined as a "city, a district, or other local agency that do[es] not pool money in deposits or investment with other local agencies, other than local agencies that have the same governing body."
- f. 10 percent of the outstanding commercial paper of any single corporate issuer.
- g. Issuing corporation must be organized and operating with the U.S. and have assets in excess of \$500,000,000.
- h. "Other Agencies" are counties, a city and county, or other local agency "that pools money in deposits or investments with other local agencies, including local agencies that have the same governing body." Local agencies that pool exclusively with other local agencies that have the same governing body must adhere to the limits set for "Select Agencies," above.
- i. No more than 10 percent of the agency's money may be invested in the Commercial Paper of any one corporate issuer; no more than 10 percent of the outstanding Commercial Paper of any one corporate issuer may be purchased by the local agency.
- j. Reverse repurchase agreements or securities lending agreements may exceed the 92-day term if the agreement includes a written codicil guaranteeing a minimum earning or spread for the entire period between the sale of a security using a reverse repurchase agreement or securities lending agreement and the final maturity dates of the same security.
- k. Reverse repurchase agreements must be made with primary dealers of the Federal Reserve Bank of New York or with a nationally or state chartered bank that has a significant relationship with the local agency. The issuer must have held the securities used for the agreements for at least 30 days.
- l. "Medium-term notes" are defined in Government Code Section 53601 as "all corporate and depository institution debt securities with a maximum remaining maturity of five years or less, issued by corporations organized and operating with the U.S. or by depository institutions licensed by the U.S. or any state and operating within the U.S."
- m. No more than 10 percent invested in any one mutual fund.
- n. A mutual fund must receive the highest ranking by not less than two nationally recognized rating agencies or the fund must retain an investment advisor who is registered with the SEC (or exempt from registration), has assets under management in excess of \$500 million, and has at least five years experience investing in instruments authorized by Government Code Sections 53601 and 53635.
- o. A money market mutual fund must receive the highest ranking by not less than two nationally recognized statistical rating organizations or retain an investment advisor registered with the SEC or exempt from registration and who has not less than five years experience investing in money market instruments with assets under management in excess of \$500 million.
- p. Issuer must have an "A" rating or better for the issuer's debt as provided by a nationally recognized rating agency.
- q. A joint powers authority pool must retain an investment advisor who is registered with the SEC (or exempt from registration), has assets under management in excess of \$500 million, and has at least five years experience investing in instruments authorized by Government Code Section 53601, subdivisions (a) to (n).

CITY OF SACRAMENTO
Investment Policy
Chapter IV, Section D.

TRUST FUNDS AND OTHER INVESTMENT FUNDS

Ann Land/Bertha Henschel Public Trust Mutual Fund

Ethel Macleod Hart Fund

George H. Clark Memorial Scholarship

Capital Area Development Authority

United Way of Sacramento

The Natomas Basin Conservancy

Sacramento Public Library Authority

American River Flood Control District

RESOLUTION NO. 89-167

ADOPTED BY THE SACRAMENTO CITY COUNCIL ON DATE OF

FEB 28 1989

A RESOLUTION AMENDING RESOLUTION NO. 446, ADOPTED
DECEMBER 17, 1964, RELATING TO THE AUTHORIZATION OF
THE INVESTMENT OF SURPLUS MONEY IN THE TREASURY OF
THE CITY OF SACRAMENTO

WHEREAS, Government Code Section 53601 provides that investment of municipal funds cannot be made in certain securities having a term remaining to maturity in excess of five years unless the legislative body has approved such investments as part of an investment program, no less than three months prior to the investment; and

WHEREAS, the City Treasurer has recommended that the City Council amend Resolution 446, relating to investment of surplus funds by the City Treasurer, to provide that the Treasurer's authority extend to investments having a term remaining to maturity in excess of five years;

NOW THEREFORE BE IT RESOLVED BY THE COUNCIL OF THE CITY OF SACRAMENTO:

1. Resolution No. 446 is hereby amended to read as follows under item 1: "The City Treasurer is hereby authorized and instructed to invest such portion of any such surplus in such a manner as he deems wise and prudent as long as such investments are legal for cities as set forth in the Government Code of the State of California. This includes those investments with maturities in excess of five years."



Mayor

ATTEST:



ACTING City Clerk

RESOLUTION No. 89-167
FEB 28 1989

RESOLUTION NO. 95-108

ADOPTED BY THE SACRAMENTO CITY COUNCIL

ON DATE OF MAR 14 1995

RESOLUTION STATING THE CITY COUNCIL'S PRINCIPLES REGARDING LOCAL INVESTMENT AUTHORITY

WHEREAS, as the result of the December 1994 Orange County investment problem, legislation has been introduced which may adversely impact the City's investment program, and

WHEREAS, the City Council believes that the City has a sound and prudent investment program, and

WHEREAS, the City Council believes that local control of City finance, including the investment program, should be maintained,

NOW, THEREFORE, BE IT RESOLVED that the City Council hereby adopts the following eight principles regarding local investment authority:

1. The Sacramento City Council has sole authority and responsibility for City investment policies.
2. The City Treasurer, pursuant to authority granted by the City Charter and the City Council, is responsible for the prudent investment of City funds.
3. Full disclosure and prompt reporting of investment policy, strategies, programs and actual investments is required.
4. City officials involved in the investment programs are held to the "prudent person" standard, which requires sufficient expertise, experience and training to make knowledgeable and informed investment decisions.


FOR CITY CLERK USE ONLY

RESOLUTION NO.: 95-108
DATE ADOPTED: MAR 14 1995

5. City officials involved in the investment programs have a fiduciary responsibility for the monies managed.
6. Speculative investments are prohibited.
7. Internal controls, reviews and reporting procedures must be maintained to assure adherence to these principles.
8. Investments should be evaluated first to meet the cash flow needs of the City, second for safety of principal, third for liquidity, and lastly for yield.


MAYOR

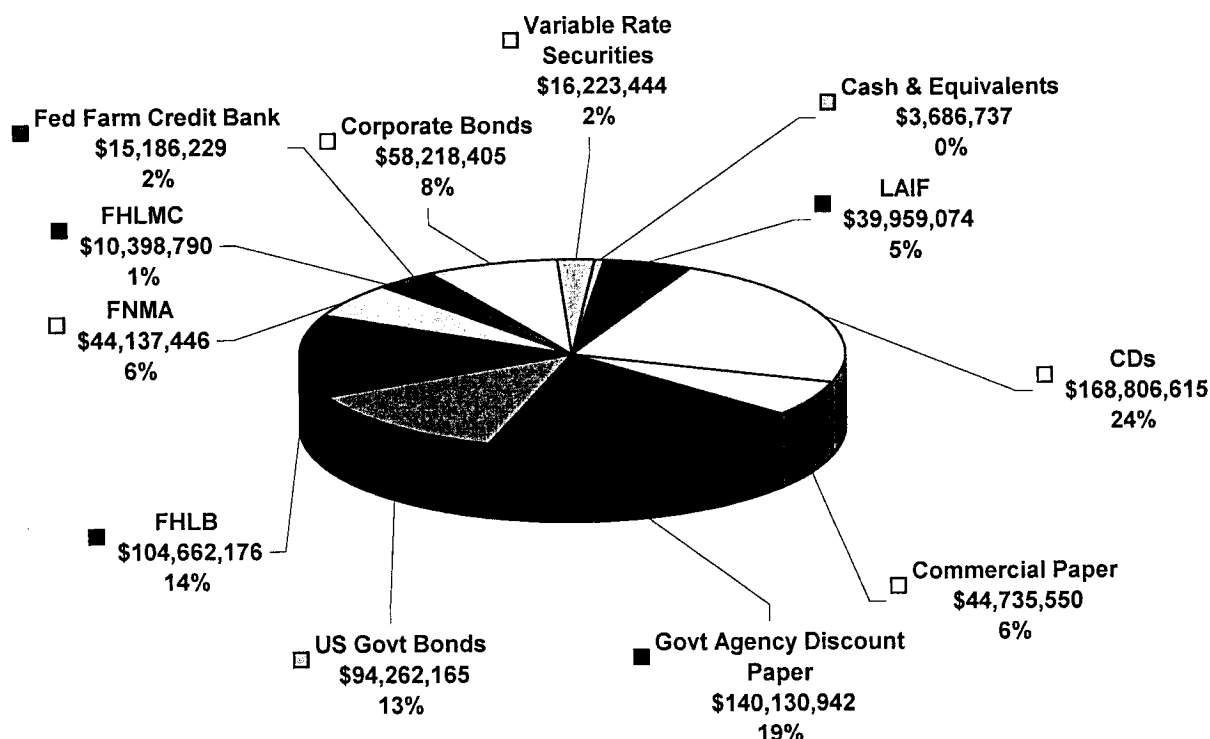
ATTEST


CITY CLERK

FOR CITY CLERK USE ONLY

RESOLUTION NO.: 95-108
DATE ADOPTED: MAR 1st 4 1995

**City of Sacramento Pool A
PORTFOLIO COMPOSITION
(Including Accrued Interest)
\$740 Million
September 30, 2007**



DISTRIBUTION BY MATURITY

	Market Value
Under 1 Yr	\$ 505,180,771
1 Yr - 3 Yrs	\$ 94,762,386
3 Yrs - 5 Yrs	\$ 96,818,605

WEIGHTED AVERAGES

Yield To Maturity (YTM)	4.90
Maturity (yrs)	1.00
Coupon (%)	4.91
Duration	0.90

PERFORMANCE COMPARISON

Interval	City Pool A	Comparative Indices ¹			
		LAIF	MLPFS	90-Day T-Bill	Fed Funds
FY 2008:					
1st Qtr FY 2008	5.31%	5.24%	4.79%	4.25%	5.08%
FY 2007	4.80%	5.12%	4.66%	4.98%	5.25%
FY 2006	3.66%	3.85%	3.51%	4.04%	4.20%
FY 2005	2.54%	2.23%	1.57%	2.20%	2.18%
FY 2004	2.13%	1.53%	0.53%	0.97%	1.00%

¹ LAIF - Local Agency Investment Fund managed by the State Treasurer; MLPFS - Merrill Lynch invests in short-term money market securities with average maturity of 90 days; 90-Day T-Bill - US Treasury Bills with maturity of 90 days; Fed Funds - the lending rate charged by banks when banks borrow from each other overnight

City of Sacramento
Asset Listing
Pool A
City General Pool
As of September 30, 2007

Exhibit C-1

Cusip	Security Symbol	Security Name / Issuer	Int Rate	Maturity Date	Quantity	Unadjusted Cost	Market Value	Accrued Interest	Yield	Dur	S & P	Moody
CASH AND EQUIVALENTS												
CASHBOFA	cashbofa	B Of A Cash	3.24			2,907,561	2,907,561		3.24	0.00		
FIDFUND	fidfund	Fidelity Fund	4.26			44,130	44,130		4.26	0.00		
LAIFA	laifa	Local Agency Investment Fund, Pool A	5.23			39,959,074	39,959,074		5.23	0.00		
MISCINTREC	miscintrec	Misc Interest Receivable	4.00			546,600	546,600		4.00	0.00		
SWEEP	sweep	Overnight Sweep	3.24			188,447	188,447		3.24	0.00		
					0.00	43,645,811	43,645,811	0	5.07	0.00		
CERTIFICATES OF DEPOSIT												
90333UUG5	90333uug5	US Bank CD	5.20	10-09-07	6,600,000	6,600,000	6,599,886	139,187	5.20	0.02	A1	PI
90333UUK6	90333uuk6	US Bank CD	5.20	10-09-07	3,000,000	3,000,000	2,999,950	61,967	5.20	0.02	A1	PI
06050GJ27	06050gj27	Bank of America CD	5.21	10-11-07	6,800,000	6,800,000	6,799,864	155,490	5.21	0.03	A1	PI
0673P1P40	0673p1p40	Barclays Bank CD	5.31	10-19-07	5,000,000	4,999,525	5,000,109	121,687	5.31	0.05	A1	PI
90333UWB4	90333uwb4	US Bank CD	5.30	10-19-07	5,980,000	5,980,000	5,980,419	36,976	5.30	0.05	A1	PI
90333UQ3	90333uq3	US Bank CD	5.22	10-23-07	6,495,000	6,495,000	6,494,905	117,722	5.22	0.06	A1	PI
06050GL40	06050gl40	Bank of America CD	5.30	11-06-07	15,000,000	15,000,000	15,000,106	276,042	5.30	0.10	A1	PI
06050GQ29	06050gq29	Bank of America CD	5.32	11-13-07	20,000,000	20,000,000	20,002,150	144,822	5.32	0.12	A1	PI
90333UVX7	90333uvx7	US Bank CD	5.32	11-13-07	15,100,000	15,100,000	15,101,623	109,341	5.32	0.12	A1	PI
06050YMA6	06050yma6	Bank of America CD	5.36	11-19-07	4,700,000	4,700,000	4,700,329	28,691	5.36	0.14	A1	PI
0727M6AG5	0727m6ag5	Bayerische Landesbk NY	5.33	11-20-07	20,000,000	20,000,919	20,002,224	216,161	5.33	0.14	A1	PI
06050GL81	06050gl81	Bank of America CD	5.26	12-11-07	12,500,000	12,500,000	12,496,122	199,076	5.26	0.20	A1	PI
0556M2D66	0556m2d66	BNP Paribas	5.35	12-13-07	10,000,000	10,000,495	9,998,648	163,472	5.35	0.20	A1	PI
06050YMU2	06050ymu2	Bank of America CD	5.40	12-17-07	11,000,000	11,000,000	11,005,390	23,100	5.40	0.21	A1+	PI
97180PY22	97180py22	Wilmingon Trust Company	5.36	12-27-07	10,000,000	10,000,463	9,999,154	125,067	5.36	0.24	A1	PI
22536FCC5	22536fcc5	Credit Industry and Commerce	5.30	01-09-08	5,100,000	5,096,265	5,098,255	198,971	5.30	0.28	A1+	PI
90263KW95	90263kw95	UBS AG Stamford Ct	5.49	02-14-08	6,800,000	6,801,130	6,808,470	17,629	5.48	0.37	A1+	PI
90333UUR1	90333uur1	US Bank CD	5.38	06-01-09	2,500,000	2,500,000	2,537,280	46,328	5.30	1.57	A1	PI
					166,575,000	166,573,797	166,624,887	2,181,728	5.31	0.17		
COMMERCIAL PAPER												
02635SX10	02635sx10	American General Finance Corp	4.90	10-01-07	4,600,000	4,598,122	4,597,342	0	4.90	0.00	A1	PI
90262DX42	90262dx42	UBS Finance DE	5.67	10-04-07	6,000,000	5,971,650	5,994,128	0	5.68	0.01	A1	PI
00137FX98	00137fx98	AIG Funding Inc	5.18	10-09-07	1,200,000	1,177,035	1,198,004	0	5.19	0.02	A1	PI
02635SXK8	02635sxxk8	American General Finance Crp	5.21	10-19-07	6,000,000	5,911,430	5,981,473	0	5.23	0.05	A1	PI
0660P1Y19	0660p1y19	Bank of America Corp	5.35	11-20-07	2,200,000	2,168,940	2,183,548	0	5.39	0.14	A1	PI
14177UYW5	14177uyw5	Cargill Global Fund	5.49	11-30-07	25,000,000	24,618,750	24,781,055	0	5.54	0.17	A1	PI
					45,000,000	44,445,927	44,735,550	0	5.43	0.11		
GOVT AGENCY DISCOUNT PAPER												
313588MK8	313588mk8	Fannie Mae	5.16	10-01-07	15,000,000	14,896,800	15,000,000	0	5.16	0.00	AAA	AAA
313588NR2	313588nr2	Fannie Mae	5.07	10-31-07	32,000,000	31,255,093	31,878,400	0	5.09	0.09	AAA	AAA
313384NY1	313384ny1	Federal Home Loan Bank	5.12	11-07-07	5,000,000	4,939,556	4,977,000	0	5.14	0.11	AAA	AAA
313396PA5	313396pa5	Freddie Mac	5.04	11-09-07	5,600,000	5,380,262	5,572,560	0	5.07	0.11	AAA	AAA
313396PE7	313396pe7	Freddie Mac	5.06	11-13-07	30,000,000	29,232,567	29,838,000	0	5.09	0.12	AAA	AAA
313588QC2	313588qc2	Fannie Mae	5.11	12-05-07	10,000,000	9,749,933	9,919,000	0	5.16	0.18	AAA	AAA

City of Sacramento
Asset Listing
Pool A
City General Pool
As of September 30, 2007

Cusip	Security Symbol	Security Name / Issuer	Int Rate	Maturity Date	Quantity	Unadjusted Cost	Market Value	Accrued Interest	Yield	Dur	S & P	Moody
313396QH9	313396qh9	Freddie Mac	5.10	12-10-07	18,900,000	18,413,846	18,735,570	0	5.14	0.20	AAA	AAA
313588RV9	313588rv9	Fannie Mae	5.01	01-15-08	10,000,000	9,514,308	9,870,000	0	5.08	0.29	AAA	AAA
313396UW1	313396uw1	Freddie Mac	4.76	03-28-08	14,660,000	14,225,803	14,340,412	0	4.87	0.49	AAA	AAA
					141,160,000	137,608,169	140,130,942	0	5.09	0.16		
U.S. GOVERNMENT BONDS												
912828ER7	912828er7	U.S. Treasury Note	4.37	12-31-07	10,000,000	9,999,219	10,008,600	110,564	4.37	0.25	AAA	AAA
912828DK3	912828dk3	U.S. Treasury Note	3.37	02-15-08	3,000,000	2,979,844	2,991,562	12,931	3.38	0.37	AAA	AAA
912828AZ3	912828az3	U.S. Treasury Note	2.62	05-15-08	15,000,000	15,250,781	14,859,375	148,726	2.65	0.61	AAA	AAA
912828EC0	912828ec0	U.S. Treasury Note	4.12	08-15-08	8,000,000	8,016,797	7,999,360	42,147	4.13	0.85	AAA	AAA
912828BK5	912828bk5	U.S. Treasury Note	3.12	09-15-08	15,000,000	14,860,937	14,869,950	20,604	3.15	0.93	AAA	AAA
912828BM1	912828bm1	U.S. Treasury Note	3.12	10-15-08	10,000,000	9,857,812	9,908,600	144,296	3.15	1.00	AAA	AAA
912828BQ2	912828bq2	U.S. Treasury Note	3.37	11-15-08	10,000,000	9,937,500	9,932,812	127,480	3.40	1.08	AAA	AAA
912828BT6	912828bt6	U.S. Treasury Note	3.37	12-15-08	10,000,000	9,934,375	9,927,300	99,590	3.40	1.16	AAA	AAA
912828EG1	912828eg1	U.S. Treasury Note	3.87	09-15-10	8,000,000	7,922,656	7,968,750	13,626	3.89	2.76	AAA	AAA
912828ES5	912828es5	U.S. Treasury Note	4.25	01-15-11	5,000,000	4,985,547	5,030,850	45,041	4.22	3.02	AAA	AAA
					94,000,000	93,745,469	93,497,159	765,006	3.47	1.10		
FEDERAL HOME LOAN BANK												
3133XCE25	3133xce25	Federal Home Loan Bank	4.12	10-26-07	5,000,000	4,939,500	4,996,875	37,240	4.13	0.07	AAA	AAA
3133XDQW4	3133xdqw4	Federal Home Loan Bank	5.00	11-23-07	5,000,000	5,000,000	5,000,000	88,889	5.00	0.15	AAA	AAA
3133XE5K1	3133xe5k1	Federal Home Loan Bank	4.62	01-18-08	5,000,000	4,994,000	4,995,312	46,892	4.63	0.30	AAA	AAA
3133XJR75	3133xjr75	Federal Home Loan Bank	5.12	01-24-08	10,000,000	9,988,000	10,006,250	95,382	5.12	0.31	AAA	AAA
3133XAKC0	3133xakc0	Federal Home Loan Bank	4.50	02-15-08	10,000,000	9,931,100	9,984,375	57,500	4.51	0.37	AAA	Aaa
3133XBFD2	3133xbf2	Federal Home Loan Bank	4.50	04-11-08	10,000,000	10,053,125	9,981,250	212,500	4.51	0.51	AAA	AAA
3133XCFH1	3133xcf1	Federal Home Loan Bank	3.87	08-22-08	5,000,000	4,910,000	4,965,625	20,990	3.90	0.86	AAA	AAA
3133XHFA5	3133xf5	Federal Home Loan Bank	5.00	10-16-09	6,000,000	5,941,800	6,028,125	137,500	4.98	1.88	AAA	AAA
3133XCVCQ3	3133xcvq3	Federal Home Loan Bank	5.00	02-25-10	5,000,000	5,000,000	5,001,562	25,000	5.00	2.23	AAA	AAA
3133XCQZ9	3133xcqz9	Federal Home Loan Bank	4.37	09-17-10	5,000,000	4,940,000	4,989,062	8,507	4.38	2.75	AAA	AAA
3133XK2V6	3133xk2v6	Federal Home Loan Bank	5.62	03-01-12	6,000,000	5,998,800	6,013,125	28,125	5.61	3.85	AAA	AAA
3133XKSC0	3133xksc0	Federal Home Loan Bank	5.62	05-08-12	3,500,000	3,495,800	3,504,375	78,203	5.62	3.92	AAA	AAA
3133XKQP3	3133xkqp3	Federal Home Loan Bank	5.70	05-17-12	15,000,000	14,979,000	15,023,437	318,250	5.69	3.94	AAA	AAA
3133XKWN1	3133xkwn1	Federal Home Loan Bank	5.70	05-17-12	5,000,000	4,996,900	5,007,812	106,083	5.69	3.94	AAA	AAA
3133XKVG7	3133xkv7	Federal Home Loan Bank	5.55	05-30-12	5,650,000	5,639,547	5,658,828	105,396	5.54	3.99	AAA	AAA
3133XKY66	3133xy66	Federal Home Loan Bank	5.62	06-14-12	2,100,000	2,095,758	2,104,594	35,109	5.61	4.02	AAA	AAA
					102,250,000	102,903,330	103,260,609	1,401,566	5.01	1.95		
FEDERAL NATIONAL MORTGAGE ASSN. (FNMA)												
31359M2H5	31359m2h5	Fannie Mae	5.15	11-21-07	4,500,000	4,497,705	4,501,406	83,687	5.15	0.14	AAA	AAA
31359MU92	31359mu92	Fannie Mae	5.40	02-01-08	20,535,000	20,561,695	20,567,086	184,815	5.39	0.33	AAA	Aaa
31359MG49	31359mg49	Fannie Mae	5.00	02-27-08	5,000,000	4,991,900	5,001,562	23,611	5.00	0.40	AAA	AAA
31398AAAF9	31398aa9	Fannie Mae	4.90	11-03-08	2,500,000	2,490,400	2,509,375	50,361	4.88	1.03	AAA	Aaa
31359M5W9	31359m5w9	Fannie Mae	5.55	03-15-10	5,000,000	4,999,500	5,010,937	12,333	5.54	2.27	AAA	AAA
31359MC76	31359mc76	Fannie Mae	4.50	06-01-10	2,500,000	2,458,725	2,500,000	37,500	4.50	2.45	AAA	Aaa

City of Sacramento
Asset Listing
Pool A
City General Pool
As of September 30, 2007

Cusip	Security Symbol	Security Name / Issuer	Int Rate	Maturity Date	Quantity	Unadjusted Cost	Market Value	Accrued Interest	Yield	Dur	S & P	Moody
3136F73W5	3136F73w5	Fannie Mae	5.62	10-20-11	3,564,000	3,563,109	3,565,114	89,657	5.62	3.50	AAA	Aaa
					43,599,000	43,563,034	43,655,481	481,965	5.28	0.96		
FEDERAL HOME LOAN MORTGAGE CORP. (FHL/MC)												
3128X53M8	3128X53m8	Freddie Mac	5.55	04-16-12	7,000,000	6,984,670	7,037,310	178,062	5.52	3.88	AAA	AAA
3128X6AK2	3128X6ak2	Freddie Mac	5.65	05-23-12	3,100,000	3,098,140	3,121,142	62,276	5.61	3.97	AAA	AAA
					10,100,000	10,082,810	10,158,452	240,338	5.55	3.90		
FEDERAL FARM CREDIT BANK - FRMMT												
31331VMC7	31331vmc7	Federal Farm Credit Bank	5.30	12-28-09	10,000,000	10,000,000	10,000,000	136,917	5.30	0.00	AAA	AAA
31331XU42	31331xu42	Federal Farm Credit Bank	5.85	08-08-12	5,000,000	4,997,500	5,006,250	43,062	5.84	4.14	AAA	AAA
					15,000,000	14,997,500	15,006,250	179,979	5.48	1.38		
CORPORATE BONDS												
172967BS9	172967bs9	Citigroup Inc	3.50	02-01-08	3,525,000	3,463,986	3,504,907	20,562	3.52	0.33	AA	AA1
14912LQ3	14912lq3	Caterpillar Finl Svcs Mtns BE	4.35	03-04-09	5,000,000	4,894,900	4,954,250	16,312	4.39	1.36	A	A2
36962GR48	36962gr48	General Electric Capital Corp Min Be	4.12	09-01-09	4,400,000	4,287,096	4,338,224	15,125	4.18	1.81	AAA	Aaa
45974VZNI	45974vzni	International Lease Fin Mtn Be	4.37	11-01-09	8,130,000	7,930,571	8,062,196	164,011	4.41	1.93	AA-	A1
88579EAB1	88579eab1	3m Company	5.12	11-06-09	5,000,000	5,047,750	5,058,850	103,212	5.07	1.94	AA	AA1
89233PWF9	89233pwf9	Toyota Motor Credit Corp	5.12	01-11-11	5,000,000	5,000,000	4,990,625	58,368	5.13	2.96	AAA	AAA
68402LAE4	68402lae4	Oracle Corp	5.00	01-15-11	5,000,000	4,956,750	4,988,900	52,778	5.01	2.97	A	A2
172967DH1	172967dh1	Citigroup Inc	5.12	02-14-11	1,627,000	1,623,518	1,623,876	10,886	5.13	3.04	AA	AA1
89233PXQ4	89233pxq4	Toyota Motor Credit Corp	5.25	03-24-11	5,000,000	5,000,000	4,995,550	5,104	5.25	3.14	AAA	AAA
36962GZ56	36962gz56	General Electric Capital Corp	5.50	11-15-11	5,000,000	5,000,000	5,004,050	103,889	5.50	3.57	AAA	AAA
713448BF4	713448bf4	Pepsico Inc	5.15	05-15-12	5,000,000	4,997,650	5,050,850	92,986	5.10	4.01	A+	AA2
084664AU5	084664au5	Berkshire Hathaway	5.12	09-15-12	5,000,000	4,994,350	4,994,350	8,542	5.13	4.32	AAA	AAA
					57,682,000	57,196,571	57,566,628	651,776	4.82	2.62		
VARIABLE RATE SECURITIES												
41659EAF4	41659eaf4	Hartford Life Global Fund	3.44	03-15-08	3,612,000	3,587,077	3,551,824	5,522	3.50	0.44	AA-	AA3
61745ETC5	61745etc5	Morgan Stanley	4.71	09-02-08	5,000,000	5,000,000	4,937,500	18,971	4.77	0.88	AA-	AA3
3133XC6F5	3133xc6f5	Federal Home Loan Bank	5.25	06-30-10	5,000,000	5,000,000	5,033,150	729	5.22	2.50	AAA	AAA
59018YWL1	59018ywl1	Merrill Lynch & Co.	4.11	12-14-10	3,000,000	3,000,000	2,670,000	5,748	4.62	2.87	A+	AA3
					16,612,000	16,587,077	16,192,474	30,970	4.60	1.62		
TOTAL PORTFOLIO												
					692,978,000	731,349,496	734,474,244	5,933,329	4.94	0.87		

City of Sacramento
Asset Listing
Ethel Hart (Fixed)
Mutual Endowment Fund
As of September 30, 2007

Cusip	Security Symbol	Security Name / Issuer	Int Rate	Maturity Date	Quantity	Unadjusted Cost	Market Value	Accrued Interest	Yield	Dur	S & P	Moody
CASH AND EQUIVALENTS												
DIVACC	divacc	Dividend Accrual	4.00			1,028	1,028		4.00	0.00		
MISCINTREC	miscintrec	Misc Interest Receivable	4.00			70	70		4.00	0.00		
POOLA	PoolA	Pool A Cash	5.17			9,394	9,394		5.17	0.00		
INTRECEIV	intreceiv	Pool A Interest Receivable	5.17			163	163		5.17	0.00		
					0.00	10,655	10,655	0	5.05	0.00		
FEDERAL HOME LOAN MORTGAGE CORP. (FHLMC)												
3128X4W72	3128x4w72	Freddie Mac	5.50	03-28-16	50,000	49,805	50,678	23	5.43	6.73	AAA	AAA
					50,000	49,805	50,678	23	5.43	6.73		
COMMON STOCK												
02209S103	mo	Altria Group Inc			250	14,172	17,382		4.31	0.00	A+	
023608102	acc	Ameren Corp Com			830	44,747	43,575		4.84	0.00	A-	
00206R102	t	At&t Inc			900	34,561	38,079		3.14	0.00	B+	
060505104	bac	Bank Of America Corp			500	25,689	25,135		5.09	0.00	A	
25746U109	d	Dominion Res Va New Com			200	12,829	16,860		3.27	0.00	B+	
260543103	dow	Dow Chem Co Com			400	18,632	17,224		3.90	0.00	B	
35914P105	fto	Frontier Oil Corp Com			300	13,912	12,492		0.29	0.00	B	
369604103	ge	General Electric Co			500	18,755	20,700		2.71	0.00	A+	
464287788	iyf	Ishares Tr Dj Financial Sector			100	10,879	10,962		2.03	0.00	B	
46625H100	jpm	JPMorgan Chase & Co			900	45,108	41,238		3.32	0.00	B	
589331107	mrk	Merck & Co Inc			700	31,038	36,183		2.94	0.00	A-	
717081103	pte	Pfizer Inc			1,500	37,530	36,645		3.93	0.00	A-	
69331C108	peg	Pg & E Corp			700	31,370	33,460		3.01	0.00	B	
723484101	pnw	Pinnacle West Cap Corp			1,000	47,127	39,510		5.32	0.00	A-	
84265V105	pcu	Southern Copper Corp Com			300	32,216	37,149		5.17	0.00	B	
92343V104	vz	Verizon Communications Inc			750	28,432	33,210		3.88	0.00	B	
					9,830	446,998	459,804	0	3.82	0.00		
TOTAL PORTFOLIO						59,830	507,458	23	4.00	0.65		

City of Sacramento
Asset Listing
Ethel Hart (Equity)
Mutual Endowment Fund
As of September 30, 2007

Exhibit D

Cusip	Security Symbol	Security Name / Issuer	Int Rate	Maturity Date	Quantity	Unadjusted Cost	Market Value	Accrued Interest	Yield	Dur	S & P	Moody
CASH AND EQUIVALENTS												
DIVACC	divacc	Dividend Accenal	4.00			1,557	1,557		4.00	0.00		
MISCINTREC	miscintrec	Misc Interest Receivable	4.00			222	222		4.00	0.00		
POOLA	PoolA	Pool A Cash	5.17			5,639	5,639		5.17	0.00		
INTRECEIV	intreceiv	Pool A Interest Receivable	5.17			180	180		5.17	0.00		
					0.00	7,597	7,597	0	4.90	0.00		
COMMON STOCK												
88579Y101	mmm	3m Company			550	42,821	51,469		2.05	0.00	A	
060505104	bac	Bank Of America Corp			500	25,310	25,135		5.09	0.00	A	
067806109	b	Barnes Group Inc Com			750	24,030	23,940		1.75	0.00	B+	
084670207	brk/b	Berkshire Hathaway Inc-Cl B			15	53,940	59,280		0.00	0.00	B	
097023105	ba	Boeing Co Com			200	20,907	20,998		1.33	0.00	B+	
151020104	celg	Celgene Corporation			900	51,376	64,179		0.00	0.00	B-	
17275R102	esco	Cisco Sys Inc Com			1,200	31,248	39,732		0.00	0.00	B+	
17285T106	cdl	Citadel Broadcasting Com			1,500	9,562	6,240		0.00	0.00	B+	
172967101	c	Citigroup Inc			500	25,529	23,335		4.20	0.00	A+	
194162103	cl	Colgate Palmolive Co Com			400	26,272	28,528		2.02	0.00	A+	
20030N200	cmcsk	Comcast Corporation			1,000	25,910	23,960		0.00	0.00	B-	
205887102	cag	Conagra Inc Com			1,125	26,226	29,396		2.91	0.00	A-	
254687106	dis	Disney (walt) Com			2,000	63,060	68,780		0.90	0.00	B+	
260543103	dow	Dow Chem Co Com			750	31,803	32,295		3.90	0.00	B	
278642103	ebay	Ebay Inc			700	23,457	27,314		0.00	0.00	B	
349631101	fo	Fortune Brands Inc			500	41,579	40,745		2.06	0.00	B	
35671D857	fcx	Freepote-McMoran Cop & G Cl B			400	43,534	41,956		1.19	0.00	B	
369604103	ge	General Electric Co			1,500	50,612	62,100		2.71	0.00	A+	
375558103	gild	Gilead Sciences Inc			750	24,570	30,652		0.00	0.00	B-	
428236103	hpq	Hewlett Packard Co			500	22,296	24,895		0.64	0.00	B+	
45104G104	ibn	Icici Bk Ltd Adr			250	11,290	13,180		0.94	0.00	B	
464287721	iyw	Ishares Tr Dj Us Tech Sec			650	38,759	40,820		0.20	0.00		
464287200	ivv	Ishares Tr S&p 500 Index			175	24,428	26,770		1.80	0.00		
464287408	ive	Ishares Tr S&p500/Bar Val			500	38,400	40,730		2.14	0.00		
478160104	jinj	Johnson & Johnson			1,000	61,408	65,700		2.53	0.00	A+	
502424104	lll	L3 Communications Hldgs			375	29,533	38,302		0.98	0.00	A-	
518439104	cl	Lauder Estee Cos Inc Cl A			500	23,745	21,230		0.94	0.00	A-	
580135101	med	Mcdonald's Corp			500	26,140	27,235		2.75	0.00	A	
589331107	mrk	Merck & Co Inc			600	30,269	31,014		2.94	0.00	A-	
61166W101	mon	Monsanto C0 New Corn			500	18,166	42,870		0.82	0.00		
73935A104	qqqq	Powershares QQQ Trust Unit Ser 1			450	22,536	23,134		0.20	0.00		
742718109	pg	Procter & Gamble Co			300	18,896	21,102		1.99	0.00	A+	
755111507	rtn	Raytheon Company			800	38,608	51,056		1.60	0.00	B	
87612E106	tgt	Target Corp			550	34,182	34,963		0.88	0.00	A+	
887317105	twx	Time Warner Inc New			1,500	30,990	27,540		1.36	0.00	B	
913017109	utx	United Technologies			500	30,549	40,240		1.59	0.00	A+	
					24,890	1,141,943	1,270,817	0	1.49	0.00		

City of Sacramento
 Asset Listing
Ethel Hart (Equity)
Mutual Endowment Fund
 As of September 30, 2007

Cusip	Security Symbol	Security Name / Issuer	Int Rate	Maturity Date	Quantity	Unadjusted Cost	Market Value	Accrued Interest	Yield	Dur	S & P	Moody
-------	-----------------	------------------------	----------	---------------	----------	-----------------	--------------	------------------	-------	-----	-------	-------

TOTAL PORTFOLIO												
					24,890	1,149,541	1,278,414	0	1.51	0.00		

Asset Listing
Public Trust Mutual Fund (Fixed)
Ann Land/Bertha Henschel
As of September 30, 2007

Cusip	Security Symbol	Security Name / Issuer	Int Rate	Maturity Date	Quantity	Unadjusted Cost	Market Value	Accrued Interest	Yield	Dur	S & P	Moody
CASH AND EQUIVALENTS												
DIVACC	divacc	Dividend Accrual	4.00			1,765	1,765		4.00	0.00		
MISCINTREC	miscintrec	Misc Interest Receivable	4.00			236	236		4.00	0.00		
POOLA	PoolA	Pool A Cash	5.17			3,219	3,219		5.17	0.00		
INTRECEIV	intreceiv	Pool A Interest Receivable	5.17			238	238		5.17	0.00		
					0.00	5,458	5,458	0	4.74	0.00		
FEDERAL NATIONAL MORTGAGE ASSN. (FNMA)												
31398ADM1	31398adm1	Fannie Mae	5.37	06-12-17	230,000	225,078	236,541	3,880	5.23	7.41	AAA	AAA
					230,000	225,078	236,541	3,880	5.23	7.41		
CORPORATE BONDS												
590188ES3	590188es3	Merrill Lynch & Co Inc	7.00	04-27-08	100,000	100,067	100,542	2,994	6.96	0.54	AA-	AA3
126117AE0	126117ae0	Cna Financial Corp	7.25	11-15-23	60,000	58,921	62,037	1,643	7.01	9.30	BBB-	BAA3
					160,000	158,988	162,579	4,638	6.98	3.88		
COMMON STOCK												
023608102	ae	Ameren Corp Com			1,000	50,043	52,500		4.84	0.00	A-	
00206R102	t	At&t Inc			1,500	59,210	63,465		3.14	0.00	B+	
060505104	bac	Bank Of America Corp			1,000	44,742	50,270		5.09	0.00	A	
055622104	bp	Bp Amoco Plc - Spons Adr			600	32,107	41,610		3.57	0.00		
166764100	cvx	Chevron Corporation			400	17,386	37,432		2.48	0.00	A-	
172967101	c	Citigroup Inc			700	37,750	32,669		4.20	0.00	A+	
210371100	ceg	Constellation Energy Group			300	8,757	25,737		1.76	0.00	B+	
26441C105	duk	Duke Energy Corp			1,200	16,529	22,428		4.71	0.00	B	
281020107	eix	Edison Intl Com			750	43,785	41,587		2.09	0.00	B	
30161N101	exc	Exelon Corp			500	20,315	37,680		2.34	0.00	B+	
30231G102	xom	Exxon Mobil Corporation			250	23,067	23,140		1.38	0.00	A	
337932107	fe	First Energy Corp			500	17,405	31,670		3.16	0.00	B+	
369604103	ge	General Electric Co			1,100	40,949	45,540		2.71	0.00	A+	
464287168	dvy	Ishares Tr Dj Sel Div Inx			750	52,986	51,975		3.45	0.00		
494550106	kmp	Kinderg Morgan Energy Partners Ltd			525	26,212	25,935		6.88	0.00		
580135101	med	Mcdonald's Corp			700	38,082	38,129		2.75	0.00	A	
589331107	mrk	Merck & Co Inc			500	24,610	25,845		2.94	0.00	A-	
717081103	pfe	Pfizer Inc			1,000	26,183	24,430		3.93	0.00	A-	
69331C108	peg	Pg & E Corp			1,000	40,807	47,800		3.01	0.00	B	
723484101	pnw	Pinnacle West Cap Corp			700	27,986	27,657		5.32	0.00	A-	
69351T106	ppl	Ppl Corp Com			750	15,341	34,725		2.63	0.00	B+	
80589M102	seg	Scana Corp New Com			750	24,082	29,055		4.54	0.00	B	
847560109	se	Spectra Energy Corp W1			1,000	20,537	24,480		0.00	0.00		
92343v104	vz	Verizon Communications Inc			1,000	41,030	44,280		3.88	0.00	B	
					18,475	749,902	880,039	0	3.40	0.00		
TOTAL PORTFOLIO						408,475	1,139,425	8,518	4.19	1.86		

Asset Listing
Public Trust Mutual Fund (Equity)
Ann Land/Bertha Henschel
As of September 30, 2007

Cusip	Security Symbol	Security Name / Issuer	Int Rate	Maturity Date	Quantity	Unadjusted Cost	Market Value	Accrued Interest	Yield	Dur	S & P	Moody
CASH AND EQUIVALENTS												
DIVACC	divacc	Dividend Accrual	4.00			3,470	3,470		4.00	0.00		
MISCINTREC	miscintrec	Misc Interest Receivable	4.00			395	395		4.00	0.00		
POOLA	PoolA	Pool A Cash	5.17			1,704	1,704		5.17	0.00		
INTRECEIV	intreceiv	Pool A Interest Receivable	5.17			430	430		5.17	0.00		
					0.00	5,999	5,999	0	4.42	0.00		
COMMON STOCK												
88579Y101	mmm	3m Company			750	60,375	70,185		2.05	0.00	A	
02209S103	mo	Altria Group Inc			750	43,206	52,147		4.31	0.00	A+	
00206R102	t	At&t Inc			2,000	80,240	84,620		3.14	0.00	B+	
05508R106	bgs	B & G Foods Inc New Cl A			2,500	31,293	32,000		6.62	0.00		
06050S104	bac	Bank Of America Corp			1,000	46,777	50,270		5.09	0.00	A	
084670207	brk/b	Berkshire Hathaway Inc-Cl B			20	63,240	79,040		0.00	0.00	B	
097023105	ba	Boeing Co Com			500	31,530	52,495		1.33	0.00	B+	
055622104	bp	Bp Amoco Plc - Spons Adr			1,000	65,352	69,350		3.57	0.00		
143658300	ccl	Carnival Corp Com			1,500	67,290	72,645		2.89	0.00	A+	
149123101	cat	Caterpillar Inc Del Com			500	29,750	39,215		1.84	0.00	A-	
17285T106	cdl	Citadel Broadcasting Com			100	504	416		0.00	0.00		
172967101	c	Citigroup Inc			900	48,802	42,003		4.20	0.00	A+	
194162103	cl	Colgate Palmolive Co Com			1,450	89,489	103,414		2.02	0.00	A+	
205887102	cag	Conagra Inc Com			1,000	22,620	26,130		2.91	0.00	A-	
254687106	dis	Disney (walt) Com			1,450	41,858	49,865		0.90	0.00	B+	
260543103	dow	Dow Chem Co Com			1,500	64,604	64,590		3.90	0.00	B	
281020107	eix	Edison Intl Com			800	37,445	44,360		2.09	0.00	B	
369604103	ge	General Electric Co			3,400	110,323	140,760		2.71	0.00	A+	
464287788	tyf	Ishares Tr Dj Financial Sector			325	35,357	35,626		2.03	0.00		
464287168	dvy	Ishares Tr Dj Sel Div Inx			400	26,330	27,720		3.45	0.00		
464287796	iyf	Ishares Tr Dj Us Energy			300	36,972	39,153		0.83	0.00		
464287465	efa	Ishares Tr Msci Eafe Idx			500	39,760	41,295		1.86	0.00		
464287390	ilf	Ishares Tr S&p Ltn Am 40			200	42,390	48,300		0.70	0.00		
464287408	ive	Ishares Tr S&p500/Bar Val			600	40,911	48,876		2.14	0.00		
478160104	jinj	Johnson & Johnson			1,000	62,224	65,700		2.53	0.00	A+	
494550106	kmp	Kinder Morgan Energy Partners Ltd			1,500	67,376	74,100		6.88	0.00	A	
580135101	med	Mcdonald's Corp			1,500	75,356	81,705		2.75	0.00	A	
61166W101	mon	Monsanto C0 New Com			700	42,679	60,018		0.82	0.00		
69331C108	peg	Pg & E Corp			800	37,303	38,240		3.01	0.00	B	
742718109	pg	Procter & Gamble Co			700	40,726	49,238		1.99	0.00	A+	
775371107	roh	Rohm & Haas Co			1,000	49,500	55,670		2.66	0.00	A	
84265V105	peu	Southern Copper Corp Com			350	37,585	43,340		5.17	0.00	B	
820280105	sgf	The Shaw Group Inc			700	42,888	40,670		0.00	0.00	B	
887317105	twx	Time Warner Inc New			2,000	41,320	36,720		1.36	0.00	B	
913017109	utx	United Technologies			800	46,464	64,384		1.59	0.00	A+	
903236107	urs	Urs Corp New Com			400	21,906	22,580		0.00	0.00	B	
92343v104	vz	Verizon Communications Inc			1,300	48,709	57,564		3.88	0.00	B	

City of Sacramento
Asset Listing
Public Trust Mutual Fund (Equity)
Ann Land/Bertha Henschel
As of September 30, 2007

Cusip	Security Symbol	Security Name / Issuer	Int Rate	Maturity Date	Quantity	Unadjusted Cost	Market Value	Accrued Interest	Yield	Dur	S & P	Moody
931142103	wmt	Wal Mart Stores Inc			2,200	103,484	96,030		2.02	0.00	A+	
					38,395	1,873,937	2,100,436	0	2.60	0.00		
TOTAL PORTFOLIO												
					38,395	1,879,936	2,106,435	0	2.60	0.00		

CITY FUNDS WITH THIRD PARTY TRUSTEE
 SB564 ASSET LISTING
 AS OF September 30, 2007

Account Number	Security Name/Issuer	Maturity Date	Quantity	Book Value	Market Value	Price Source	Average Weighted Yield
1993 REV							
411468	Agreement with AJG	11/01/20	9,359,553.76	9,359,553.76	9,359,553.76	BNY	n/a
	BNY Hamilton Trsry Premier Money Fund	n/a	190.07	190.07	190.07	BNY	4.18
411469	Agreement with AJG	11/01/20	6,403,410.00	6,403,410.00	6,403,410.00	BNY	n/a
	BNY Hamilton Trsry Premier Money Fund	n/a	130.33	130.33	130.33	BNY	4.18
411471	BNY Hamilton Trsry Premier Money Fund	n/a	603.71	603.71	603.71	BNY	4.19
411474	BNY Hamilton Trsry Premier Money Fund	n/a	82.35	82.35	82.35	BNY	4.19
411477	BNY Hamilton Trsry Premier Money Fund	n/a	597.79	597.79	597.79	BNY	4.19
411480	BNY Hamilton Trsry Premier Money Fund	n/a	415.88	415.88	415.88	BNY	4.19
Sub-Total:	<i>Avg. Weighted Days to Maturity:</i>	4,710	<u>15,764,983.89</u>	<u>15,764,983.89</u>			<u>0.00</u>
1995 REV - Gas Tax							
94804593	First American Treas. Money Mkkt.	n/a	1,471,784.85	1,471,784.85	1,471,784.85	US Bank	4.21
94804591	First American Treas. Money Mkkt.	n/a	0.01	0.01	0.01	US Bank	0.00
94804590	First American Treas. Money Mkkt.	n/a	3.17	3.17	3.17	US Bank	0.00
Sub-Total:	<i>Avg. Weighted Days to Maturity:</i>	-	<u>1,471,788.03</u>	<u>1,471,788.03</u>			<u>4.21</u>
1995 CFD No. 95-02							
94805330	First American Treas. Money Mkkt.	n/a	181.56	181.56	181.56	US Bank	4.41
94805336	Sacramento Comm. Fac. District	09/01/08	110,000.00	-	112,897.40	US Bank	6.33
	Sacramento Comm. Fac. District	09/01/09	120,000.00	-	126,673.20	US Bank	6.25
	Sacramento Comm. Fac. District	09/01/10	130,000.00	-	141,059.10	US Bank	6.17
	Sacramento Comm. Fac. District	09/01/11	140,000.00	-	156,115.40	US Bank	6.10
	Sacramento Comm. Fac. District	09/01/12	145,000.00	-	165,888.70	US Bank	6.03
	Sacramento Comm. Fac. District	09/01/13	160,000.00	-	187,028.80	US Bank	5.95
	Sacramento Comm. Fac. District	09/01/14	1,995,000.00	-	2,629,230.45	US Bank	6.83
	Sacramento Comm. Fac. District	09/01/14	170,000.00	-	203,493.40	US Bank	5.85
	First American Treas. Money Mkkt.	n/a	253.97	253.97	253.97	US Bank	4.33
94805338	First American Treas. Money Mkkt.	n/a	23.94	23.94	23.94	US Bank	4.18
94805339	First American Treas. Money Mkkt.	n/a	6.77	6.77	6.77	US Bank	0.00
94805345	First American Treas. Money Mkkt.	n/a	66,658.72	66,658.72	66,658.72	US Bank	4.21
Sub-Total:	<i>Avg. Weighted Days to Maturity:</i>	2,122	<u>3,037,124.96</u>	<u>67,124.96</u>	<u>3,789,511.41</u>		<u>6.53</u>
1997 REV - Arco Arena							
95436720	First American Treas. Money Mkkt.	n/a	14,732.45	14,732.45	14,732.45	US Bank	4.21
	Kings Arco Arena Lid PTSP	n/a	1.00	1.00	1.00	US Bank	n/a
	Kings Arco Arena Lid PTSP	n/a	1.00	1.00	1.00	US Bank	n/a
95436722	MBIA Surety Bond	n/a	3,686,250.00	-	3,686,250.00	US Bank	n/a
	MBIA Surety Bond	n/a	3,686,250.00	-	3,686,250.00	US Bank	n/a
Sub-Total:	<i>Avg. Weighted Days to Maturity:</i>	-	<u>7,387,234.45</u>	<u>14,734.45</u>	<u>7,387,234.45</u>		<u>0.01</u>
1997 N. Natomas CFD							
No. 97-01	US Treasury Notes 3.60%	03/01/08	86,899.00	86,899.00	86,899.00	US Bank	3.60
95441544	US Treasury Notes 3.63%	09/01/08	88,462.00	88,462.00	88,462.00	US Bank	3.63
	US Treasury Notes 3.67%	03/01/09	90,068.00	90,068.00	90,068.00	US Bank	3.67
	US Treasury Notes 3.70%	09/01/09	5,574,220.00	5,574,220.00	5,574,220.00	US Bank	3.70
	Uninvested Cash	n/a	-	-	-	US Bank	n/a
Sub-Total:	<i>Avg. Weighted Days to Maturity:</i>	675	<u>5,839,649.00</u>	<u>5,839,649.00</u>	<u>5,839,649.00</u>		<u>3.70</u>

CITY FUNDS WITH THIRD PARTY TRUSTEE

SB564 ASSET LISTING
AS OF September 30, 2007

Account Number	Security Name/Issuer	Maturity Date	Quantity	Book Value	Market Value	Price Source	Average Weighted Yield
1999 N. Natomas CFD No. 2	Federal Home Loan Bank - Notes	04/15/09	480,000.00	464,100.00	469,800.00	US Bank	3.07
95460771	First American Treas. Money Mkft.	n/a	18.80	18.80	18.80	US Bank	5.32
95460780	Sacramento Comm. Fac. District	09/01/08	135,000.00	-	138,253.50	US Bank	6.10
95460785	Sacramento Comm. Fac. District	09/01/09	150,000.00	-	157,378.50	US Bank	5.96
	Sacramento Comm. Fac. District	09/01/10	160,000.00	-	171,633.60	US Bank	5.83
	Sacramento Comm. Fac. District	09/01/11	175,000.00	-	191,660.00	US Bank	5.71
	Sacramento Comm. Fac. District	09/01/12	190,000.00	-	211,861.40	US Bank	5.61
	Sacramento Comm. Fac. District	09/01/13	205,000.00	-	232,076.40	US Bank	5.52
	Sacramento Comm. Fac. District	09/01/14	252,675.00	-	259,130.25	US Bank	5.43
	Sacramento Comm. Fac. District	09/01/15	245,000.00	-	282,619.75	US Bank	5.42
	Sacramento Comm. Fac. District	09/01/16	265,000.00	-	309,989.05	US Bank	5.24
	Sacramento Comm. Fac. District	09/01/17	285,000.00	-	337,827.60	US Bank	5.27
	Sacramento Comm. Fac. District	09/01/18	305,000.00	-	355,791.65	US Bank	5.36
	Sacramento Comm. Fac. District	09/01/19	330,000.00	-	388,822.50	US Bank	5.30
	Sacramento Comm. Fac. District	09/01/20	355,000.00	-	422,268.95	US Bank	5.25
	Sacramento Comm. Fac. District	09/01/21	380,000.00	-	456,095.00	US Bank	5.21
	Sacramento Comm. Fac. District	09/01/22	410,000.00	-	496,329.60	US Bank	5.16
	Sacramento Comm. Fac. District	09/01/23	440,000.00	-	530,745.60	US Bank	5.18
95460787	First American Treas. Money Mkft.	n/a	961.18	961.18	961.18	US Bank	4.16
	Federal Home Loan Bank - Notes	05/15/09	270,000.00	270,000.00	269,241.30	US Bank	4.26
	<i>Avg. Weighted Days to Maturity:</i>	3,149	5,033,654.98	735,079.98	5,682,504.63		5.10
Sub-Total:							
1999 N. Natomas 317047	US Treasury Note 6.500%	02/15/10	1,620,000.00	1,619,493.75	1,710,995.40	BNY	6.15
	BNY Hamilton TRSRY Premier Money Fund	n/a	83.97	83.97	83.97	BNY	4.01
	<i>Avg. Weighted Days to Maturity:</i>	167	6,653,738.95	2,354,657.70	7,393,584.00		1.20
Sub-Total:							
CFD No. 4, Series A 317050	BNY Hamilton TRSRY Premier Money Fund	n/a	12.86	12.86	12.86	BNY	4.19
	<i>Avg. Weighted Days to Maturity:</i>		8,273,835.78	3,974,248.28	9,104,676.23		0.00
Sub-Total:							
1999 Revenue Sacramento Hotel	Cash & Short-Term	n/a	232.70	232.70	232.70	BNY	4.18
317153	BNY Hamilton TRSRY Premier Money Fund	n/a	993.05	993.05	993.05	BNY	4.19
317154	BNY Hamilton Trsry Premier Money Fund	n/a	2,130,759.44	2,130,759.44	2,130,759.44	BNY	4.18
317155	BNY Hamilton Trsry Premier Money Fund	n/a	206,424.70	206,424.70	206,424.70	BNY	4.18
317156	BNY Hamilton Trsry Premier Money Fund	n/a	2,804,528.97	2,804,528.97	2,804,528.97	BNY	4.18
317157	BNY Hamilton Trsry Premier Money Fund	n/a	358,210.92	358,210.92	358,210.92	BNY	4.19
317158	BNY Hamilton Trsry Premier Money Fund	n/a	2,036,092.72	2,036,092.72	2,036,092.72	BNY	4.61
317159	BNY Hamilton Trsry Premier Money Fund	01/01/30	7,563,179.35	7,563,179.35	7,563,179.35	BNY	5.70
317162	Agreement with West LB	n/a	448,365.26	448,365.26	448,365.26	BNY	4.18
317164	BNY Hamilton Trsry Premier Money Fund	01/01/30	1,624,020.65	1,624,020.65	1,624,020.65	BNY	5.71
	Agreement with West LB	n/a	3,775,007.96	3,775,007.96	3,775,007.96	BNY	4.18
317166	BNY Hamilton Trsry Premier Money Fund	n/a	138,482.57	76,878.53	76,878.53	BNY	4.18
317167	BNY Hamilton Trsry Premier Money Fund	n/a	102,141.43	102,141.43	102,141.43	BNY	4.19
317169	BNY Hamilton TRSRY Premier Money Fund	n/a	5,125,987.46	5,125,987.46	5,125,987.46	BNY	4.18
	<i>Avg. Weighted Days to Maturity:</i>	2,797	26,314,427.18	26,252,823.14	26,252,823.14		4.74
Sub-Total							

CITY FUNDS WITH THIRD PARTY TRUSTEE
 SB564 ASSET LISTING
 AS OF September 30, 2007

Account Number	Security Name/Issuer	Maturity Date	Quantity	Book Value	Market Value	Price Source	Average Weighted Yield
1999 N. Natomas							
CFd 99-04, Series A							
411571	Cash	n/a	13.67	13.67	13.67	BNY	4.16
411574	US Treasury Note 6.125%	08/15/29	212,055.00	212,055.00	212,055.00	BNY	5.25
	BNY Hamilton Trsry Premier Money Fund	n/a	10.66	10.66	10.66	BNY	4.22
	<i>Avg. Weighted Days to Maturity:</i>		<u>7,874</u>		<u>212,079.33</u>		<u>5.25</u>
Sub-Total							
2001 N. Natomas							
CFd No. 4, Series B							
411577	BNY Hamilton Trsry Premier Money Fund	n/a	5.00	5.00	5.00	BNY	4.20
411580	BNY Hamilton Trsry Premier Money Fund	n/a	864,519.70	864,519.70	864,519.70	BNY	4.19
	<i>Avg. Weighted Days to Maturity:</i>		<u>864,524.70</u>		<u>864,524.70</u>		<u>4.19</u>
Sub-Total							
2001 CIRB							
411583	BNY Hamilton Trsry Premier Money Fund	n/a	1.51	1.51	1.51	BNY	3.97
411586	BNY Hamilton Trsry Premier Money Fund	n/a	571.60	571.60	571.60	BNY	4.18
	<i>Avg. Weighted Days to Maturity:</i>		<u>573.11</u>		<u>573.11</u>		<u>4.18</u>
Sub-Total							
2001 Westlake							
CFd No. 2000-01							
411589	BNY Hamilton Trsry Premier Money Fund	n/a	8.35	8.35	8.35	BNY	4.19
411592	Federal Home Loan Bank - Notes	04/15/09	1,200,000.00	1,154,856.00	1,174,500.00	BNY	3.06
	BNY Hamilton Trsry Premier Money Fund	n/a	25,202.08	25,202.08	25,202.08	BNY	4.19
	<i>Avg. Weighted Days to Maturity:</i>		<u>544</u>		<u>1,199,710.43</u>		<u>3.08</u>
Sub-Total							
2001 Granite Park							
CFD 2001-01							
94428260	First American Treas. Money Mkrt.	n/a	329.96	329.96	329.96	US Bank	4.24
94428261	First American Treas. Money Mkrt.	n/a	105,607.55	105,607.55	105,607.55	US Bank	4.26
	Federal Home Loan Bank - Notes	05/15/09	780,000.00	780,000.00	777,808.20	US Bank	4.21
	<i>Avg. Weighted Days to Maturity:</i>		<u>515</u>		<u>883,745.71</u>		<u>4.22</u>
Sub-Total							
2001 Regency Park							
CFD 2001-03							
411561	BNY Hamilton Trsry Premier Money Fund	n/a	178.04	178.04	178.04	BNY	4.19
411562	Federal Home Loan Bank - Notes	04/15/09	500,000.00	481,190.00	489,375.00	BNY	3.06
	US Treasury Note 3.625%	05/15/13	1,500,000.00	1,437,773.44	1,453,470.00	BNY	3.74
	BNY Hamilton Trsry Premier Money Fund	n/a	47,262.28	47,262.28	1,942,845.00	BNY	3.57
	<i>Avg. Weighted Days to Maturity:</i>		<u>1,619</u>		<u>3,885,868.04</u>		<u>3.57</u>
Sub-Total							
2002 CIRR (City Hall)							
411553	BNY Hamilton Trsry Premier Money Fund	n/a	146.52	146.52	146.52	BNY	4.19
411554	BNY Hamilton Trsry Premier Money Fund	n/a	1,090.48	1,090.48	1,090.48	BNY	4.18
411556	Investment Agreement with AIG	11/01/17	966,000.00	n/a	966,000.00	BNY	n/a
	BNY Hamilton Trsry Premier Money Fund	n/a	547,788.20	547,788.20	547,788.20	BNY	4.19
	FSA Surety Reserve Bond	n/a	1.00	n/a	1.00	BNY	n/a
	<i>Avg. Weighted Days to Maturity:</i>		<u>2,315</u>				

CITY FUNDS WITH THIRD PARTY TRUSTEE
 SB564 ASSET LISTING
 AS OF September 30, 2007

Account Number	Security Name/Issuer	Maturity Date	Quantity	Book Value	Market Value	Price Source	Average Weighted Yield
Sub-Total			<u>1,515,026.20</u>	<u>549,025.20</u>	<u>1,515,026.20</u>		<u>1.52</u>
2002 COPs (Sacto Reg Arts - H Street Theatre)							
408994	BNY Hamilton Trsry Premier Money Fund	n/a	0.63		0.63	BNY	4.76
408996	Federal Home Lm Mtg Corp - Bonds	08/25/08	1,000,000.00	1,000,000.00	998,437.50	BNY	4.63
409004	BNY Hamilton Trsry Premier Money Fund	n/a	90,252.72	90,252.72	90,252.72	BNY	4.19
	BNY Hamilton Trsry Premier Money Fund	n/a	175.04	175.04	175.04	BNY	4.18
Sub-Total:	<i>Avg. Weighted Days to Maturity:</i>	298	<u>1,090,428.39</u>	<u>1,090,428.39</u>	<u>1,088,865.89</u>	BNY	<u>4.59</u>
2002 Refunding Revenue Bonds							
409006	BNY Hamilton Trsry Premier Money Fund	n/a	1,638.52	1,638.52	1,638.52	BNY	4.18
409007	BNY Hamilton Trsry Premier Money Fund	n/a	2.89	2.89	2.89	BNY	4.15
409012	Federal Home Loan Bank - Notes	04/15/09	200,000.00	188,862.80	195,750.00	BNY	3.06
	US Treasury Notes 4.375%	08/15/12	4,465,000.00	4,579,415.63	4,506,589.38	BNY	4.33
	BNY Hamilton Trsry Premier Money Fund	n/a	197,694.27	197,694.27	197,694.27		4.19
Sub-Total:	<i>Avg. Weighted Days to Maturity:</i>	1,634	<u>4,864,335.68</u>	<u>4,769,919.84</u>	<u>4,703,980.79</u>		<u>4.27</u>
2003 CIRB							
411780	Cash	n/a	-	-	-	BNY	n/a
411782	AMBAC Surety Bond	12/01/33	1.00	1.00	1.00	BNY	n/a
	<i>Avg. Weighted Days to Maturity:</i>	9,421					
Sub-Total			<u>1.00</u>	<u>1.00</u>	<u>1.00</u>		<u>0.00</u>
2003 N. Natomas CFD No. 4, Series C							
411564	BNY Hamilton Trsry Premier Money Fund	n/a	907.19	907.19	907.19	BNY	4.18
411565	BNY Hamilton Trsry Premier Money Fund	n/a	48,218.37	48,218.37	48,218.37	BNY	4.60
	US Treasury Notes 3.125%	n/a	2,295,000.00	2,298,944.53	2,274,023.70	BNY	3.15
Sub-Total:	<i>Avg. Weighted Days to Maturity:</i>		<u>2,344,125.56</u>	<u>2,348,070.09</u>	<u>2,323,149.26</u>		<u>3.18</u>
Midtown Assessment District 2003-05							
785041000	First American Treas. Money Mkrt.	n/a	2,714.63	2,714.63	2,714.63	US Bank	4.46
	Federal Home Loan Bank - Notes	05/15/09	15,000.00	15,000.00	14,937.85	US Bank	4.27
Sub-Total:	<i>Avg. Weighted Days to Maturity:</i>	495	<u>17,714.63</u>	<u>2,714.63</u>	<u>2,714.63</u>		<u>4.30</u>
Tahoe Park West Assmt. Dist. 20003-06							
801090700	First American Treas. Money Mkrt.	n/a	33,026.77	33,026.77	33,026.77	US Bank	4.45
Sub-Total:	<i>Avg. Weighted Days to Maturity:</i>		<u>33,026.77</u>	<u>33,026.77</u>	<u>33,026.77</u>		<u>4.45</u>
1999 N. Natomas CFD No. 99-04, Series B							
411567	BNY Hamilton Trsry Premier Money Fund	n/a	0.75	0.75	0.75	BNY	4.00
411568	Federal Home Loan Bank - Notes	8/18/09	250,000.00	250,667.50	247,187.50	BNY	3.85

CITY FUNDS WITH THIRD PARTY TRUSTEE
 SB564 ASSET LISTING
 AS OF September 30, 2007

Account Number	Security Name/Issuer	Maturity Date	Quantity	Book Value	Market Value	Price Source	Average Weighted Yield
	BNY Hamilton Trsry Premier Money Fund	n/a	15,267.52	15,267.52	15,267.52	BNY	4.61
	<i>Avg. Weighted Days to Maturity:</i>	639	265,268.27	265,935.77	262,455.77		3.89
Sub-Total:							
N. Natomas CFD 95-01, Series B	First American Treas. Money Mktt.	n/a	15.45	15.45	15.45	US Bank	6.47
788182000	<i>Avg. Weighted Days to Maturity:</i>		15.45	15.45	15.45		6.47
Sub-Total:							
N. Natomas CFD 97-01 Special Tax Bonds Series 2005	First American Treas. Money Mktt.	n/a	198,258.57	198,258.57	198,258.57	US Bank	4.77
789727000	<i>Avg. Weighted Days to Maturity:</i>		2,527,954.00	2,527,954.00	2,527,954.00	US Bank	4.77
789727002	<i>Avg. Weighted Days to Maturity:</i>		2,726,212.57	2,726,212.57	2,726,212.57		4.77
Sub-Total:							
Series 2005 Refunding	Cash	n/a	3.51	3.51	3.51	BNY	n/a
411459	CTF of Ind SLUG	12/01/07	538,887.00	538,887.00	538,887.00	BNY	n/a
	US Treasury Notes 3.69%	12/01/07	1,235,305.00	1,235,305.00	1,235,305.00	BNY	3.68
	CTF of Ind SLUG	06/01/08	47,848.00	47,848.00	47,848.00	BNY	n/a
	US Treasury Notes 3.72%	06/01/08	337,397.00	337,397.00	337,397.00	BNY	3.72
	CTF of Ind SLUG	12/01/08	303,783.00	303,783.00	303,783.00	BNY	4.63
	CTF of Ind SLUG	12/01/08	244,065.00	244,065.00	244,065.00	BNY	n/a
	US Treasury Notes 3.75%	12/01/08	688,673.00	688,673.00	688,673.00	BNY	3.75
	CTF of Ind SLUG	06/01/09	43,021.00	43,021.00	43,021.00	BNY	4.63
	US Treasury Notes 3.78%	06/01/09	348,391.00	348,391.00	348,391.00	BNY	3.78
	CTF of Ind SLUG	12/01/09	10,784,317.00	10,784,317.00	10,784,317.00	BNY	4.62
	US Treasury Notes 3.81%	12/01/09	40,017,675.00	40,017,675.00	40,017,675.00	BNY	3.81
	<i>Avg. Weighted Days to Maturity:</i>	744					
411460	Cash	n/a	0.47	0.47	0.47	BNY	n/a
	US Treasury Notes 3.69%	12/01/07	246,342.00	246,342.00	246,342.00	BNY	3.69
	US Treasury Notes 3.72%	06/01/08	1,115,888.00	1,115,888.00	1,115,888.00	BNY	3.69
	US Treasury Notes 3.75%	12/01/08	252,180.00	252,180.00	252,180.00	BNY	3.75
	US Treasury Notes 3.78%	06/01/09	1,161,909.00	1,161,909.00	1,161,909.00	BNY	3.77
	US Treasury Notes 3.81%	12/01/09	258,280.00	258,280.00	258,280.00	BNY	3.81
	US Treasury Notes 3.83%	06/01/10	35,038,200.00	35,038,200.00	35,038,200.00	BNY	3.83
	<i>Avg. Weighted Days to Maturity:</i>	918					
411461	BNY Hamilton Trsry Premier Money Fund	n/a	175.43	175.43	175.43	BNY	4.18
411466	Cash	n/a	-	-	-	BNY	n/a
	CTF of Ind SLUG 4.98%	12/01/07	181,174.00	181,174.00	181,174.00	BNY	4.98
	US Treasury Notes 3.69%	12/01/07	428,392.00	428,392.00	428,392.00	BNY	3.68
	US Treasury Notes 3.72%	06/01/08	181,922.00	181,922.00	181,922.00	BNY	3.72
	US Treasury Notes 4.88%	06/01/08	189,923.00	189,923.00	189,923.00	BNY	4.87
	US Treasury Notes 3.75%	12/01/08	185,305.00	185,305.00	185,305.00	BNY	3.75
	US Treasury Notes 4.73%	12/01/08	194,558.00	194,558.00	194,558.00	BNY	4.72
	US Treasury Notes 3.78%	06/01/09	188,779.00	188,779.00	188,779.00	BNY	3.78
	US Treasury Notes 4.59%	06/01/09	199,159.00	199,159.00	199,159.00	BNY	4.59
	US Treasury Notes 3.81%	12/01/09	192,348.00	192,348.00	192,348.00	BNY	3.81
	US Treasury Notes 4.54%	12/01/09	203,730.00	203,730.00	203,730.00	BNY	4.53
	US Treasury Notes 3.83%	06/01/10	196,012.00	196,012.00	196,012.00	BNY	3.83
	US Treasury Notes 4.52%	06/01/10	208,355.00	208,355.00	208,355.00	BNY	4.52
	US Treasury Notes 3.86%	12/01/10	199,765.00	199,765.00	199,765.00	BNY	3.86

CITY FUNDS WITH THIRD PARTY TRUSTEE

SBS564 ASSET LISTING
AS OF September 30, 2007

Account Number	Security Name/Issuer	Maturity Date	Quantity	Book Value	Market Value	Price Source	Average Weighted Yield
	US Treasury Notes 4.5%	12/01/10	213,063.00	213,063.00	213,063.00	BNY	4.50
	US Treasury Notes 3.88%	06/01/11	203,621.00	203,621.00	203,621.00	BNY	3.87
	US Treasury Notes 4.48%	06/01/11	217,857.00	217,857.00	217,857.00	BNY	4.47
	US Treasury Notes 3.91%	12/01/11	207,571.00	207,571.00	207,571.00	BNY	3.91
	US Treasury Notes 4.47%	12/01/11	222,737.00	222,737.00	222,737.00	BNY	4.46
	US Treasury Notes 3.93%	06/01/12	211,629.00	211,629.00	211,629.00	BNY	3.93
	US Treasury Notes 4.47%	06/01/12	227,716.00	227,716.00	227,716.00	BNY	4.47
	US Treasury Notes 3.95%	12/01/12	32,600,787.00	32,600,787.00	32,600,787.00	BNY	3.95
	US Treasury Notes 4.47%	12/01/12	46,861,528.00	46,861,528.00	46,861,528.00	BNY	4.46
	US Treasury Notes	12/01/12	4,656,276.00	4,656,276.00	4,656,276.00	BNY	n/a
	<u>Avg. Weighted Days to Maturity:</u>	<u>1812</u>					
411472	Cash	n/a	459.67	459.67	459.67	BNY	n/a
	CTF of Ind SLUG 4.98%	12/01/07	3,331,777.00	3,331,777.00	3,331,777.00	BNY	4.97
	US Treasury Notes 3.69%	12/01/07	1,104,151.00	1,104,151.00	1,104,151.00	BNY	3.68
	US Treasury Notes 3.72%	06/01/08	409,524.00	409,524.00	409,524.00	BNY	3.75
	US Treasury Notes 4.88%	06/01/08	515,075.00	515,075.00	515,075.00	BNY	4.88
	US Treasury Notes 3.75%	12/01/08	417,140.00	417,140.00	417,140.00	BNY	3.75
	US Treasury Notes 4.73%	12/01/08	4,307,642.00	4,307,642.00	4,307,642.00	BNY	4.73
	US Treasury Notes 3.78%	06/01/09	424,962.00	424,962.00	424,962.00	BNY	3.77
	US Treasury Notes 4.59%	06/01/09	538,080.00	538,080.00	538,080.00	BNY	4.58
	US Treasury Notes 3.81%	12/01/09	432,994.00	432,994.00	432,994.00	BNY	3.80
	US Treasury Notes 4.54%	12/01/09	4,510,429.00	4,510,429.00	4,510,429.00	BNY	4.54
	US Treasury Notes 3.83%	06/01/10	441,242.00	441,242.00	441,242.00	BNY	3.83
	US Treasury Notes 3.83%	06/01/10	554,735.00	554,735.00	554,735.00	BNY	4.51
	US Treasury Notes 4.52%	12/01/10	449,692.00	449,692.00	449,692.00	BNY	3.85
	US Treasury Notes 3.86%	12/01/10	4,727,271.00	4,727,271.00	4,727,271.00	BNY	4.50
	US Treasury Notes 4.5%	06/01/11	59,743,371.00	59,743,371.00	59,743,371.00	BNY	3.87
	US Treasury Notes 3.88%	06/01/11	104,884,195.00	104,884,195.00	104,884,195.00	BNY	4.48
	US Treasury Notes 4.48%	06/01/11	11,784,034.00	11,784,034.00	11,784,034.00	BNY	n/a
	<u>Avg. Weighted Days to Maturity:</u>	<u>1243</u>					
Sub-Total:			<u>379,611,321.08</u>	<u>379,611,321.08</u>	<u>379,611,321.08</u>		<u>3.99</u>
Reassessment Dist. II							
2006-01							
793890001	First American Treas. Obligation FD CL D	n/a	754.15	754.15	754.15	US Bank	4.24
793890002	First American Treas. Money Mkrt.	n/a	2,007,867.28	2,007,867.28	2,007,867.28	US Bank	4.49
793890004	Cash	n/a	11,376.45	11,376.45	11,376.45	US Bank	n/a
793890005	First American Treas. Money Mkrt.	n/a	15,904.14	15,904.14	15,904.14	US Bank	4.21
	<u>Avg. Weighted Days to Maturity:</u>		<u>2,035,147.87</u>	<u>2,035,147.87</u>	<u>2,035,147.87</u>		<u>4.46</u>
Sub-Total			<u>2,035,147.87</u>	<u>2,035,147.87</u>	<u>2,035,147.87</u>		<u>4.46</u>
2006 CIRB							
411508	Federal Home Loan Bank - Notes	04/18/08	7,025,000.00	6,876,955.25	6,996,460.94	BNY	4.14
	BNY Hamilton Trsry Premier Money Fund	n/a	147,509.84	147,509.84	147,509.84	BNY	4.18
411514	Federal Home Loan Bank - Notes	04/18/08	4,060,000.00	3,974,439.62	4,043,506.25	BNY	4.14
	BNY Hamilton Trsry Premier Money Fund	n/a	85,180.48	85,180.48	85,180.48	BNY	4.18
	<u>Avg. Weighted Days to Maturity:</u>	<u>71</u>					
Sub-Total			<u>11,317,690.32</u>	<u>11,084,085.19</u>	<u>11,272,657.51</u>		<u>4.14</u>
N. Natomas CFD 4							
Series D Special Tax Bonds							
410236	BNY Hamilton Trsry Premier Money Fund	n/a	200,257.10	200,257.10	200,257.10	BNY	4.18

CITY FUNDS WITH THIRD PARTY TRUSTEE

SB564 ASSET LISTING
AS OF September 30, 2007

Account Number	Security Name/Issuer	Maturity Date	Quantity	Book Value	Market Value	Price Source	Average Weighted Yield
410237	BNY Hamilton Trsry Premier Money Fund	n/a	1,424,219.91	1,424,219.91	1,424,219.91	BNY	4.18
	<i>Avg. Weighted Days to Maturity:</i>		<u>1,624,477.01</u>	<u>1,624,477.01</u>	<u>1,624,477.01</u>		<u>4.18</u>
CITY TOTAL:	<i>Avg. Weighted Days to Maturity:</i>	<u>1.391</u>	<u>485,803,254.47</u>	<u>465,370,397.43</u>	<u>489,538,723.90</u>		<u>3.80</u>
SHRA TOTAL			<u>1,817,579.23</u>	<u>50,526.87</u>	<u>1,817,579.23</u>		<u>0.12</u>
COMBINED TOTAL			<u>487,620,833.70</u>	<u>465,420,924.30</u>	<u>491,356,303.13</u>		<u>3.79</u>

Source: S:\Finance & Banking\Finance Files\TRUSTEE\Current FY Qtrly Inv. Report



**Securities Lending - Cash Collateral
Client Investment Report**

As of: 09/30/07

City of Sacramento Treasurer

Exhibit G

Portfolio	USD	Issue Type	Issuer	Coupon Rate	Money Market Yield	Days to Reprice Maturity	Reprice Date	Maturity Date	CCY	SP	Mdy	Book Value
		FRCD 1ML-5.5 M	BANK OF NOVA SCOTIA YANKEE	5.51	5.554%	1	10/01/07	12/31/07	USD	A-1+	P-1	5,023,910
		FRCD 1ML-4 M	SUNTRUST BANK	5.54	5.543%	1	10/01/07	01/29/10	USD	AA-	Aa2	8,040,645
		CFLT FF OPEN+18 D	GOLDMAN SACHS GROUP	5.43	5.430%	1	10/01/07	12/19/08	USD	AA-	Aa3	6,008,519
		FRCD 1ML-4 M	DEXIA BANK YANKEE	5.46	5.514%	1	10/01/07	12/29/08	USD	AA	Aa1	5,022,016
		REPO COLL US AGY T	DEUTSCHE BANK SECURITIES INC	4.90	4.900%	1	10/01/07	10/01/07	USD	NR	NR	5,455,227
		FRCD 1ML-5.75 M	NORDEA BANK YANKEE	5.66	5.720%	2	10/02/07	04/02/08	USD	A-1+	P-1	5,019,825
		FRCD 1ML-4 M	BARCLAYS BANK PLC YANKEE	5.68	5.709%	3	10/03/07	01/03/08	USD	A-1+	P-1	9,037,662
		CFLT 3ML+3 Q	GENERAL ELECTRIC CAPITAL CORP	5.39	5.390%	4	10/04/07	01/04/10	USD	AAA	Aaa	5,065,878
		FRCD 1ML FLAT M	NORDEA BANK YANKEE	5.80	5.798%	9	10/09/07	02/06/09	USD	AA-	Aa3	3,012,078
		CFLT 1ML+8 M	CREDIT SUISSE (USA) INC	5.90	5.899%	9	10/09/07	06/05/09	USD	AA-	AA1	3,011,798
		FRCD 1ML FLAT M	NATEXIS BANQUES POPULAIR YANKEE	5.82	5.839%	9	10/09/07	06/09/08	USD	A-1+	P-1	5,016,342
		FRCD 3ML+5 Q	BANCAJA US DEBT	5.41	5.440%	10	10/10/07	07/10/08	USD	A-1	P-1	5,061,245
		FRCD 1ML FLAT M	BANK OF IRELAND YANKEE	5.81	5.806%	12	10/12/07	02/12/09	USD	A+	Aa3	5,015,322
		BKNT 1ML+1 M	BANK OF AMERICA NA	5.82	5.816%	12	10/12/07	06/12/09	USD	AA	Aa1	5,015,348
		BKNT 3ML+7 Q	DNB NOR BANK ASA	5.43	5.430%	15	10/15/07	10/13/09	USD	A+	Aa3	5,060,333
		BKNT 1ML FLAT M	RABOBANK NEDERLANDS NV	5.75	5.753%	15	10/15/07	02/01/10	USD	AAA	Aaa	5,011,185
		FRCD 1ML-1.5 M	CALYON YANKEE	5.79	5.803%	15	10/15/07	02/13/09	USD	AA	Aa2	5,013,487
		CFLT 1ML+9 M	MERRILL LYNCH & CO	5.89	5.890%	15	10/15/07	08/14/09	USD	AA-	Aa3	5,013,907
		FRCD 3ML+3 Q	WASHINGTON MUTUAL BANK	5.39	5.410%	18	10/18/07	04/18/08	USD	A-1	P-1	4,044,498
		BKNT 3ML+5 Q	SANTANDER U.S DEBT	5.41	5.620%	23	10/23/07	07/23/10	USD	A+	Aa3	5,024,507
		ABS 1ML+5 M	STRUCTURED ASSET SEC CORP 06-BC2 A2	5.18	5.181%	25	10/25/07	08/25/08	USD	AAA	Aaa	2,807,401
		ABS 1ML+8 M	HOME EQUITY ASSET TR 2006-1 2A1	5.21	5.211%	25	10/25/07	11/27/07	USD	AAA	Aaa	989,075
		ABS 1ML+9 M	COUNTRYWIDE ASSET BACK 05-AB4 2A2	5.22	5.219%	25	10/25/07	11/27/07	USD	AAA	Aaa	632,975
		ABS 1ML+10 M	MORGAN STANLEY HOME EQ LN 05-4 A2A	5.23	5.231%	25	10/25/07	02/25/08	USD	AAA	Aaa	825,755
		ABS 1ML+10 M	BEAR STEARNS ABS I TRUST 05-HE121A1	5.23	5.231%	25	10/25/07	02/25/08	USD	AAA	Aaa	568,680
		ABS 1ML+8 M	CARRINGTON MTG LN TR 2006-NC1 A1	5.21	5.211%	25	10/25/07	12/26/07	USD	AAA	Aaa	343,248
		ABS 1ML+8 M	GOLDMAN SACHS ALT MTG 06-HE1 A2A	5.21	5.211%	25	10/25/07	12/26/07	USD	AAA	Aaa	1,723,606
		ABS 1ML+6 M	ACE SECURITIES CORP 2006-OPT1 A2A	5.19	5.191%	25	10/25/07	03/25/08	USD	AAA	Aaa	1,258,120
		ABS 1ML+9 M	SOUNDVIEW HOME EQUITY LN TR 06-52A2	5.22	5.221%	25	10/25/07	11/25/08	USD	AAA	Aaa	2,001,740
		ABS 1ML+5 M	MERRILL LYNCH MTG INVEST 05-HE3 A1	5.18	5.181%	25	10/25/07	04/25/08	USD	AAA	Aaa	2,304,320
		ABS 1ML+5 M	STRUCTURED ASSET INV LN TR 06-4 A3	5.18	5.181%	25	10/25/07	12/26/08	USD	AAA	Aaa	2,024,534
		ABS 1ML+5 M	MORGAN STANLEY IXIS 2006-1 AFPT	5.18	5.181%	25	10/25/07	12/26/08	USD	AAA	Aaa	2,410,733
		ABS 1ML+4 M	STRUCTURED ASSET INV LN TR 06-BNC3	5.17	5.171%	25	10/25/07	07/25/08	USD	AAA	Aaa	1,526,156
		ABS 1ML+5 M	ARGENT SECURITIES INC 2006-M2 A2A	5.18	5.181%	25	10/25/07	07/25/08	USD	AAA	Aaa	2,975,879



**Securities Lending - Cash Collateral
Client Investment Report**

As of: 09/30/07

City of Sacramento Treasurer

Portfolio	USD	Issue	Issue Type	Coupon Rate	Money Market Yield	Days to Reprice/ Maturity	Reprice Date	Maturity Date	CCY	Ratings SP	Mdy	Book Value
		LEHMAN BROTHERS HOLDINGS	CFLT 1ML+5 M	5.18	5.179%	29	10/29/07	11/24/08	USD	A	A2	5,002,158
		CITIGROUP INCORPORATED	CFLT 3ML+5 Q	5.41	5.410%	33	11/02/07	05/02/08	USD	A-1+	P-1	3,027,026
		ROYAL BANK OF SCOTLAND PLC	BKNT 3ML+15 Q	5.65	5.650%	52	11/21/07	08/21/09	USD	AA-	Aa1	5,032,174
		DEUTSCHE BANK AG YANKEE	FRCD 3ML+15 Q	5.65	5.650%	52	11/21/07	08/21/09	USD	AA	Aa3	5,032,174
		WORLD SAVINGS BANK FSB	BKNT 3ML+6 Q	5.78	5.780%	68	12/07/07	12/07/07	USD	A-1+	P-1	4,015,413
		SANTANDER U.S DEBT	BKNT 3ML+6 Q	5.30	5.298%	82	12/21/07	09/19/08	USD	NR	NR	2,002,943
		CITIGROUP INCORPORATED	CFLT 3ML+3 Q	5.23	5.228%	89	12/28/07	12/28/09	USD	AA-	Aa1	5,002,178
										Totals		155,450,018

The information contained is unaudited and is subject to final verification. The Investment Rate may be adjusted: 1) To reflect repayment of Accrued Overdraft charges and net capital gains (if any) for this Billing Period, which are included in the calculation of gross revenue, and subject to Client/Bank Fee sharing arrangements, and 2) The Bank of New York's agreement (if applicable) to waive the administrative fee associated with client investments in the BNY Institutional Cash Reserves Fund.



Securities Lending - Cash Collateral
Client Investment Report

As of: 09/30/07

City of Sacramento ERS

Portfolio	USD	Issue Type	Coupon Rate	Money Market Yield	Days to Reprice/ Maturity	Reprice Date	Maturity Date	CCY	SP	Ratings	Mdy	Book Value
SUNTRUST BANK		FRCD 1ML+4 M	5.54	5.543%	1	10/01/07	01/29/10	USD	AA-	Aa2		2,010,161
BANK OF AMERICA LLC		REPO COLL US AGY MBS D	5.10	5.100%	1	10/01/07	10/01/07	USD	NR	NR		24,017,411
NATIONWIDE GLOBAL FUNDING I		CFLT EFF FF+54 D	5.47	5.470%	1	10/01/07	09/15/09	USD	AA-	Aa3		4,002,426
CREDIT SUISSE (USA) INC		CFLT FF OPEN+17 D	5.42	5.420%	1	10/01/07	06/05/09	USD	AA-	AA1		2,006,925
BARCLAYS BANK PLC YANKEE		FRCD 1ML-4 M	5.68	5.709%	3	10/03/07	01/03/08	USD	A-1+	P-1		3,012,554
NORDEA BANK YANKEE		FRCD 1ML FLAT M	5.80	5.798%	9	10/09/07	02/06/09	USD	AA-	Aa3		3,012,078
DEUTSCHE BANK AG YANKEE		FRCD 1ML FLAT M	5.82	5.820%	9	10/09/07	01/09/09	USD	AA	Aa3		2,006,790
COMMONWEALTH BANK OF AUSTRALIA		BKNT 1ML+4 M	5.86	5.860%	9	10/09/07	06/08/09	USD	AA-	Aa3		2,006,837
AMERICAN EXPRESS CREDIT CORPORATIO		CFLT 1ML+35	6.17	6.170%	10	10/10/07	09/10/09	USD	A+	Aa3		2,007,198
BANK OF IRELAND YANKEE		FRCD 1ML FLAT M	5.81	5.806%	12	10/12/07	02/12/09	USD	A+	Aa3		3,009,193
RABOBANK NEDERLANDS NV		BKNT 1ML FLAT M	5.75	5.753%	15	10/15/07	02/01/10	USD	AAA	Aaa		2,004,474
ING SEC LIFE INSURANCE FUND		CFLT 3ML+8 Q	5.44	5.440%	15	10/15/07	01/14/08	USD	A-1	P-1		1,011,636
ROYAL BANK OF SCOTLAND PLC		BKNT 3ML+5 Q	5.41	5.410%	15	10/15/07	07/21/08	USD	A-1+	P-1		2,021,039
DEUTSCHE BANK AG YANKEE		FRCD 3ML FLAT Q	5.36	5.360%	22	10/22/07	01/22/08	USD	A-1+	P-1		2,020,844
GOLDMAN SACHS GROUP		CFLT 1ML+8 M	5.22	5.216%	23	10/23/07	12/23/09	USD	AA-	Aa3		4,004,057
SECURITIZED ABS LLC TR 2006-WM2 A2B		ABS 1ML+6 M	5.19	5.191%	25	10/25/07	07/25/08	USD	AAA	Aaa		2,115,507
MERRILL LYNCH MTG INVEST 05-A8 A3A1		ABS 1ML+11 M	5.24	5.241%	25	10/25/07	08/25/08	USD	AAA	Aaa		42,680
COUNTRYWIDE ASSET BACK 05-AB4 2A2		ABS 1ML+9 M	5.22	5.219%	25	10/25/07	11/27/07	USD	AAA	Aaa		253,190
NEW CENTURY HOME EQUITY LN 05-C A2		ABS 1ML+9 M	5.21	5.209%	25	10/25/07	09/28/08	USD	AAA	Aaa		330,302
MORGAN STANLEY HOME EQ LN 05-4 A2A		ABS 1ML+10 M	5.23	5.231%	25	10/25/07	02/25/08	USD	AAA	Aaa		503,248
ACE SECURITIES CORP 2006-OPT1 A2A		ABS 1ML+6 M	5.19	5.191%	25	10/25/07	03/25/08	USD	AAA	Aaa		1,000,870
MERRILL LYNCH MTG INVEST 06-HE3 A2		ABS 1ML+9 M	5.22	5.221%	25	10/25/07	11/25/08	USD	AAA	Aaa		1,012,267
STRUCTURED ASSET INV LN TR 06-4 A3		ABS 1ML+5 M	5.18	5.181%	25	10/25/07	12/26/08	USD	AAA	Aaa		2,751,959
GENERAL ELECTRIC CAPITAL CORP		CFLT 1ML FLAT M	5.13	5.129%	26	10/26/07	10/24/08	USD	AAA	Aaa		2,017,541
CIT GROUP HOLDINGS INCORPORATED		CFLT 3ML+11 Q	5.47	5.394%	29	10/29/07	10/27/08	USD	A	A2		3,027,591
WESTPAC BANKING CORPORATION		BKNT 3ML-4 Q	5.32	5.355%	29	10/29/07	01/29/08	USD	A-1+	P-1		2,014,234
WASHINGTON MUTUAL BANK		BKNT 3ML+4 Q	5.57	5.570%	47	11/16/07	11/16/07	USD	A-1	P-1		2,004,367
PRINCIPAL LIFE GLOBAL		CFLT 3ML+40 Q	6.05	6.046%	78	12/17/07	09/17/10	USD	AA	Aa3		2,003,792
HSBC (HOUSEHOLD FINANCE CORP)		CFLT 3ML+9 Q	5.69	5.688%	80	12/19/07	06/19/09	USD	A	A1		3,000,740
JP MORGAN CHASE & CO.		CFLT 3ML+32 Q	5.53	5.562%	85	12/24/07	09/24/10	USD	AA-	Aa2		4,001,929
WELLS FARGO & CO		CFLT 3ML+17 Q	5.38	5.411%	85	12/24/07	09/23/09	USD	AA-	Aa1		4,001,743
CITIGROUP INCORPORATED		CFLT 3ML+3 Q	5.23	5.228%	89	12/28/07	12/28/09	USD	AA-	Aa1		2,994,705
ROYAL BANK OF CANADA		BKNT 3ML+25 Q	5.45	5.534%	89	12/28/07	09/28/10	USD	AA-	Aa2		

Unmatched Positions



**Securities Lending - Cash Collateral
Client Investment Report**

As of: 09/30/07

City of Sacramento ERS

Portfolio	USD	Totals	91,328,497
-----------	-----	--------	------------

The information contained is unaudited and is subject to final verification. The Investment Rate may be adjusted: 1) To reflect repayment of Accrued Overdraft charges and net capital gains (if any) for this Billing Period, which are included in the calculation of gross revenue, and subject to Client/Bank Fee sharing arrangements, and 2) The Bank of New York's agreement (if applicable) to waive the administrative fee associated with client investments in the BNY Institutional Cash Reserves Fund.

CITY OF SACRAMENTO
 LISTING OF NON-CITY FUNDS
 AS OF SEPTEMBER 30, 2007

	<u>Operating Cash Balance</u>
CONVENTION BUREAU	\$ (126,755)
SACRAMENTO PUBLIC LIBRARY AUTHORITY	919,375
SHRA TRUST	71,557
SCERS TRUST	10,476,837
OTHER NON-CITY FUNDS*	<u>2,652,453</u>
	<u>\$ 13,993,467</u>

* Gifts to Share, Sports Commission, North Natomas Housing Trust, etc.

City of Sacramento
Asset Listing
Pool D
SHRA Local Money
As of September 30, 2007

Exhibit I-1

Cusip	Security Symbol	Security Name / Issuer	Int Rate	Maturity Date	Quantity	Unadjusted Cost	Market Value	Accrued Interest	Yield	Dur	S & P	Moody
CASH AND EQUIVALENTS												
LAIFD	laifd	Local Agency Investment Fund, Pool D	5.23			35,610,000	35,610,000		5.23	0.00		
MISCINTREC	miscintrec	Misc Interest Receivable	4.00			539,060	539,060		4.00	0.00		
NATTSY	nattsy	Nations Treasury Fund	4.09		0.00	49,095	49,095		4.09	0.00		
						36,198,155	36,198,155	0	5.21	0.00		
CERTIFICATES OF DEPOSIT												
25153GPU4	25153gpu4	Deutsche Bank AG	5.30	10-10-07	3,100,000	3,100,000	3,100,026	79,487	5.30	0.03	AI	P1
90333UVX7	90333uvx7	US Bank CD	5.32	11-13-07	10,100,000	10,100,000	10,101,086	73,135	5.32	0.12	AI	P1
0727M6AG5	0727m6ag5	Bayerische Landesbk NY	5.33	11-20-07	8,400,000	8,400,386	8,400,934	90,788	5.33	0.14	AI	P1
22536FCC5	22536fcc5	Credit Industry and Commerce	5.30	01-09-08	1,800,000	1,799,682	1,799,384	70,225	5.30	0.28	AI+	P1
22536FCH4	22536fch4	Credit Industry and Commerce	5.30	01-11-08	5,400,000	5,396,102	5,398,153	208,290	5.30	0.28	AI	P1
90263KW95	90263kw95	UBS AG Stamford Ct	5.49	02-14-08	10,000,000	10,001,662	10,012,456	25,925	5.48	0.37	AI+	P1
90333UTM4	90333utm4	US Bank CD	5.30	07-23-08	3,100,000	3,100,000	3,104,604	115,010	5.29	0.79	AI	P1
90333UUX8	90333uux8	US Bank CD	5.58	06-18-09	3,800,000	3,800,000	3,871,079	61,845	5.48	1.61	AI	P1
					45,700,000	45,696,831	45,787,722	724,704	5.36	0.37		
COMMERCIAL PAPER												
14177UX55	14177ux55	Cargill Global Fund	5.65	10-05-07	1,800,000	1,791,525	1,797,992	0	5.66	0.01	AI	P1
0660P1YL9	0660p1yl9	Bank of America Corp	5.35	11-20-07	2,700,000	2,661,881	2,679,809	0	5.39	0.14	AI	P1
14177UYW5	14177uyw5	Cargill Global Fund	5.49	11-30-07	18,000,000	17,725,500	17,842,360	0	5.54	0.17	AI	P1
					22,500,000	22,178,906	22,320,160	0	5.53	0.15		
GOVT AGENCY DISCOUNT PAPER												
313588NR2	313588nr2	Fannie Mae	5.07	10-31-07	2,637,000	2,574,609	2,626,979	0	5.09	0.09	AAA	AAA
313396PE7	313396pe7	Freddie Mac	5.06	11-13-07	4,000,000	3,897,676	3,978,400	0	5.09	0.12	AAA	AAA
313588RB3	313588rb3	Fannie Mae	5.02	12-28-07	9,363,000	8,930,840	9,260,007	0	5.08	0.24	AAA	AAA
313588RY3	313588ry3	Fannie Mae	4.72	01-18-08	5,000,000	4,899,044	4,933,000	0	4.78	0.30	AAA	AAA
					21,000,000	20,302,169	20,798,386	0	5.01	0.21		
U.S. GOVERNMENT BONDS												
912828EK2	912828ek2	U.S. Treasury Note	4.25	10-31-07	2,000,000	1,997,656	2,000,625	35,571	4.25	0.08	AAA	AAA
912828EU0	912828eu0	U.S. Treasury Note	4.37	01-31-08	2,000,000	1,986,875	2,002,187	14,742	4.37	0.33	AAA	AAA
912828AT7	912828at7	U.S. Treasury Note	3.00	02-15-08	10,000,000	9,709,375	9,959,375	38,315	3.01	0.37	AAA	AAA
912828DT4	912828dt4	U.S. Treasury Note	3.75	05-15-08	6,000,000	5,908,125	5,984,520	84,986	3.76	0.60	AAA	AAA
912828EC0	912828ec0	U.S. Treasury Note	4.12	08-15-08	9,000,000	8,938,125	8,999,280	47,415	4.13	0.85	AAA	AAA
912828EL0	912828el0	U.S. Treasury Note	4.37	11-15-08	9,000,000	8,992,969	9,035,156	148,726	4.36	1.07	AAA	AAA
912828BT6	912828bt6	U.S. Treasury Note	3.37	12-15-08	2,000,000	1,941,562	1,985,460	19,918	3.40	1.16	AAA	AAA
					40,000,000	39,474,687	39,966,603	389,673	3.83	0.69		
FEDERAL HOME LOAN BANK												
3133XCE25	3133xce25	Federal Home Loan Bank	4.12	10-26-07	2,000,000	1,975,800	1,998,750	14,896	4.13	0.07	AAA	AAA

Total portfolio includes investments from Pools M, N, Q, R, S, T, U & V

City of Sacramento
Asset Listing
Pool D
SHRA Local Money
As of September 30, 2007

Cusip	Security Symbol	Security Name / Issuer	Int Rate	Maturity Date	Quantity	Unadjusted Cost	Market Value	Accrued Interest	Yield	Dur	S & P	Moody
3133XE5K1	3133xe5k1	Federal Home Loan Bank	4.62	01-18-08	2,000,000	1,997,600	1,998,125	18,757	4.63	0.30	AAA	AAA
3133XJXA1	3133xjxa1	Federal Home Loan Bank	5.12	02-21-08	7,700,000	7,690,760	7,704,812	43,847	5.12	0.38	AAA	AAA
3133XBFD2	3133xbfd2	Federal Home Loan Bank	4.50	04-11-08	3,000,000	3,015,937	2,994,375	63,750	4.51	0.51	AAA	AAA
3133XIXC6	3133xixc6	Federal Home Loan Bank	3.62	11-14-08	2,000,000	1,956,434	1,980,000	27,590	3.66	1.07	AAA	AAA
3133XKP82	3133xkp82	Federal Home Loan Bank	4.87	11-19-08	5,000,000	4,972,850	5,017,187	92,083	4.86	1.08	AAA	Aaa
3133XGEQ3	3133xgeq3	Federal Home Loan Bank	5.25	08-05-09	2,500,000	2,508,975	2,536,719	20,417	5.17	1.73	AAA	AAA
3133XLA60	3133xla60	Federal Home Loan Bank	5.50	06-11-10	5,200,000	5,195,684	5,232,500	87,389	5.47	2.44	AAA	AAA
3133XJKT4	3133xjkt4	Federal Home Loan Bank	5.62	02-01-12	5,000,000	4,990,000	5,001,562	17,417	5.62	3.77	AAA	Aaa
3133XK5A9	3133xk5a9	Federal Home Loan Bank	5.70	03-09-12	5,000,000	5,000,000	5,001,562	17,417	5.62	3.86	AAA	AAA
3133XKSC0	3133xksc0	Federal Home Loan Bank	5.62	05-08-12	800,000	799,040	801,000	17,875	5.62	3.92	AAA	AAA
3133XKWN1	3133xkwn1	Federal Home Loan Bank	5.70	05-17-12	10,000,000	9,997,270	10,015,625	212,167	5.69	3.94	AAA	AAA
3133XKQ40	3133xkq40	Federal Home Loan Bank	5.62	05-21-12	3,000,000	2,994,690	3,004,687	60,937	5.62	3.96	AAA	AAA
3133XLB28	3133xlb28	Federal Home Loan Bank	5.80	06-27-12	1,100,000	1,098,350	1,103,437	16,659	5.78	4.04	AAA	AAA
					54,300,000	54,193,390	54,388,781	740,659	5.24	2.34		
FEDERAL NATIONAL MORTGAGE ASSN. (FNMA)												
31359M2H5	31359m2h5	Fannie Mae	5.15	11-21-07	5,000,000	4,994,300	5,001,562	92,986	5.15	0.14	AAA	AAA
31359MG49	31359mg49	Fannie Mae	5.00	02-27-08	2,000,000	1,996,760	2,000,625	9,444	5.00	0.40	AAA	AAA
3136F5C90	3136f5c90	Fannie Mae	5.20	06-02-08	2,500,000	2,500,000	2,506,250	42,972	5.19	0.64	AAA	Aaa
31359M5W9	31359m5w9	Fannie Mae	5.55	03-15-10	5,000,000	4,999,500	5,010,937	12,333	5.54	2.27	AAA	AAA
3136F8CP8	3136f8cp8	Fannie Mae	5.56	06-28-11	2,000,000	1,992,600	2,000,625	28,727	5.56	3.29	AAA	Aaa
3136F73W5	3136f73w5	Fannie Mae	5.62	10-20-11	2,000,000	1,999,500	2,000,625	50,312	5.62	3.50	AAA	Aaa
3136F8PR0	3136f8pr0	Fannie Mae	6.00	07-03-12	2,400,000	2,400,000	2,400,000	35,200	6.00	0.01	AAA	Aaa
					20,900,000	20,882,660	20,920,625	271,975	5.41	1.34		
FEDERAL HOME LOAN MORTGAGE CORP. (FHLMC)												
3128X53M8	3128x53m8	Freddie Mac	5.55	04-16-12	6,100,000	6,084,595	6,132,513	155,169	5.52	3.88	AAA	AAA
3128X6HV1	3128x6hv1	Freddie Mac	6.00	07-30-12	6,600,000	6,600,000	6,608,382	67,100	5.99	4.10	AAA	AAA
					12,700,000	12,684,595	12,740,895	222,269	5.77	3.99		
FEDERAL FARM CREDIT BANK - FRMMT												
31331XN73	31331xn73	Federal Farm Credit Bank	5.50	07-30-10	4,100,000	4,100,000	4,130,750	38,210	5.46	2.57	AAA	AAA
					4,100,000	4,100,000	4,130,750	38,210	5.46	2.57		
CORPORATE BONDS												
172967BS9	172967bs9	Citigroup Inc	3.50	02-01-08	3,000,000	2,948,073	2,982,900	17,500	3.52	0.33	AA	AA1
635405AL7	635405al7	National City Corp	5.75	02-01-09	3,000,000	3,029,730	3,022,230	28,750	5.71	1.26	A-	A2
89233PWf9	89233pwf9	Toyota Motor Credit Corp	5.12	01-11-11	2,000,000	2,000,000	1,996,250	23,347	5.13	2.96	AAA	AAA
89233PXq4	89233pxq4	Toyota Motor Credit Corp	5.25	03-24-11	3,000,000	3,000,000	2,997,330	3,062	5.25	3.14	AAA	AAA
36962GZ56	36962gz56	General Electric Capital Corp	5.50	11-15-11	3,000,000	3,000,000	3,002,430	62,333	5.50	3.57	AAA	AAA
					14,000,000	13,977,803	14,001,140	134,993	5.02	2.20		

Exhibit I-1

Total portfolio includes investments from Pools M, N, Q, R, S, T, U & V

Report run at 01:17:33 PM on Monday, October 15, 2007

City of Sacramento
 Asset Listing
Pool D
SHRA Local Money
 As of September 30, 2007

Cusip	Security Symbol	Security Name / Issuer	Int Rate	Maturity Date	Quantity	Unadjusted Cost	Market Value	Accrued Interest	Yield	Dur	S & P	Moody
VARIABLE RATE SECURITIES												
61745ETC5	61745etc5	Morgan Stanley	4.71	09-02-08	3,000,000	3,000,000	2,962,500	11,382	4.77	0.88	AA-	AA3
89233PTQ9	89233ptq9	Toyota Motor Credit Corp	3.76	10-27-08	5,000,000	5,000,000	4,800,000	2,061	3.92	1.02	AAA	AAA
3133XC6F5	3133xc6f5	Federal Home Loan Bank	5.25	06-30-10	2,000,000	2,000,000	2,013,260	292	5.22	2.50	AAA	AAA
					10,000,000	10,000,000	9,775,760	13,735	4.44	1.28		
TOTAL PORTFOLIO						279,689,197	281,028,978	2,536,219	5.06	1.11		

Total portfolio includes investments from Pools M, N, Q, R, S, T, U & V

City of Sacramento
 Asset Listing
Pool J
SHRA 1999 TAB
As of September 30, 2007

Cusip	Security Symbol	Security Name / Issuer	Int Rate	Maturity Date	Quantity	Unadjusted Cost	Market Value	Accrued Interest	Yield	Dur	S & P	Moody
	CASH AND EQUIVALENTS											
POOLA	PoolA	Pool A Cash	5.17			5,141,231	5,141,231		5.17	0.00		
INTRECEIV	intreceiv	Pool A Interest Receivable	5.17		0.00	69,639	69,639		5.17	0.00		
						5,210,871	5,210,871	0	5.17	0.00		
	TOTAL PORTFOLIO				0.00	5,210,871	5,210,871	0	5.17	0.00		

City of Sacramento
Asset Listing

Pool L
SHRA 2002 Revenue Bonds
As of September 30, 2007

Cusip	Security Symbol	Security Name / Issuer	Int Rate	Maturity Date	Quantity	Unadjusted Cost	Market Value	Accrued Interest	Yield	Dur	S & P	Moody
	CASH AND EQUIVALENTS											
POOLA	Pool A	Pool A Cash	5.17			26,448,818	26,448,818		5.17	0.00		
INTRECEIV	intreceiv	Pool A Interest Receivable	5.17			358,257	358,257		5.17	0.00		
					0.00	26,807,075	26,807,075	0	5.17	0.00		
	TOTAL PORTFOLIO				0.00	26,807,075	26,807,075	0	5.17	0.00		

City of Sacramento
Asset Listing
Pool M
SHRA 2003 TAB, Series A
As of September 30, 2007

Cusip	Security Symbol	Security Name / Issuer	Int Rate	Maturity Date	Quantity	Unadjusted Cost	Market Value	Accrued Interest	Yield	Dur	S & P	Moody
	CASH AND EQUIVALENTS POOLD	Pool D Cash	5.68		0.00	2,364,331	2,364,331		5.68	0.00		
						2,364,331	2,364,331	0	5.68	0.00		
	TOTAL PORTFOLIO				0.00	2,364,331	2,364,331	0	5.68	0.00		

Funds in this portfolio are invested in Pool D.

City of Sacramento
Asset Listing
Pool N
SHRA 2003 TAB, Series C
As of September 30, 2007

Cusip	Security Symbol	Security Name / Issuer	Int Rate	Maturity Date	Quantity	Unadjusted Cost	Market Value	Accrued Interest	Yield	Dur	S & P	Moody
	CASH AND EQUIVALENTS POOLD	Pool D Cash	5.68		0.00	6,512,791	6,512,791	0	5.68	0.00		
	TOTAL PORTFOLIO				0.00	6,512,791	6,512,791	0	5.68	0.00		

Funds in this portfolio are invested in Pool D.

City of Sacramento
 Asset Listing
Pool Q

SHRA 2005 Taxable Bond Proceeds
As of September 30, 2007

Cusip	Security Symbol	Security Name / Issuer	Int Rate	Maturity Date	Quantity	Unadjusted Cost	Market Value	Accrued Interest	Yield	Dur	S & P	Moody
	CASH AND EQUIVALENTS POOLD	Pool D Cash	5.68		0.00	42,245,223	42,245,223	0	5.68	0.00		
						42,245,223	42,245,223	0	5.68	0.00		
	TOTAL PORTFOLIO				0.00	42,245,223	42,245,223	0	5.68	0.00		

Funds in this portfolio are invested in Pool D

City of Sacramento
Asset Listing

Pool R

SHRA 2005 Tax-Exempt Bond Proceeds

As of September 30, 2007

Cusip	Security Symbol	Security Name / Issuer	Int Rate	Maturity Date	Quantity	Unadjusted Cost	Market Value	Accrued Interest	Yield	Dur	S & P	Moody
	CASH AND EQUIVALENTS POOLD	Pool D Cash	5.68		0.00	63,452,374	63,452,374	0	5.68	0.00		
	TOTAL PORTFOLIO				0.00	63,452,374	63,452,374	0	5.68	0.00		

Funds in this portfolio are invested in Pool D

City of Sacramento
 Asset Listing

Pool S

SHRA 2006 TABs, Series A (Tax-Exempt)
As of September 30, 2007

Cusip	Security Symbol	Security Name / Issuer	Int Rate	Maturity Date	Quantity	Unadjusted Cost	Market Value	Accrued Interest	Yield	Dur	S & P	Moody
	CASH AND EQUIVALENTS POOLD	Pool D Cash	5.68		0.00	5,335,849	5,335,849	0	5.68	0.00		
	TOTAL PORTFOLIO				0.00	5,335,849	5,335,849	0	5.68	0.00		

Funds in this portfolio are invested in Pool D

City of Sacramento
 Asset Listing

Pool T

SHRA 2006 TABs, Series B (Taxable)

As of September 30, 2007

Cusip	Security Symbol	Security Name / Issuer	Int Rate	Maturity Date	Quantity	Unadjusted Cost	Market Value	Accrued Interest	Yield	Dur	S & P	Moody
	CASH AND EQUIVALENTS POOLD	Pool D Cash	5.68		0.00	2,630,353	2,630,353	0	5.68	0.00		
	TOTAL PORTFOLIO				0.00	2,630,353	2,630,353	0	5.68	0.00		

Funds in this portfolio are invested in Pool D

City of Sacramento

Asset Listing

Pool U

SHRA 2006 Revenue Bonds - Taxable

As of September 30, 2007

Cusip	Security Symbol	Security Name / Issuer	Int Rate	Maturity Date	Quantity	Unadjusted Cost	Market Value	Accrued Interest	Yield	Dur	S & P	Moody
	CASH AND EQUIVALENTS POOLD	Pool D Cash	5.68		0.00	11,664,191	11,664,191	0	5.68	0.00		
	TOTAL PORTFOLIO				0.00	11,664,191	11,664,191	0	5.68	0.00		

Funds in this portfolio are invested in Pool D

City of Sacramento
 Asset Listing

Pool V

SHRA 2006 Revenue Bonds - Tax Exempt

As of September 30, 2007

Cusip	Security Symbol	Security Name / Issuer	Int Rate	Maturity Date	Quantity	Unadjusted Cost	Market Value	Accrued Interest	Yield	Dur	S & P	Moody
	CASH AND EQUIVALENTS POOLD	Pool D Cash	5.68		0.00	9,028,761	9,028,761	0	5.68	0.00		
	TOTAL PORTFOLIO				0.00	9,028,761	9,028,761	0	5.68	0.00		

Funds in this portfolio are invested in Pool D

SHRA FUNDS WITH THIRD PARTY TRUSTEE
SB564 ASSET LISTING
AS Of September 30, 2007

Account Number	Security Name/Issuer	Maturity Date	Quantity	Book Value	Market Value	Price Source	Average Weighted Yield
1993 TABs, Series A & B							
94803690	First American Treas. Money Mktt.	n/a	1,424.82	1,424.82	1,424.82	US Bank	4.21
94803692	First American Treas. Money Mktt.	n/a	1.71	1.71	1.71	US Bank	n/a
94803693	First American Treas. Money Mktt.	n/a	340.83	340.83	340.83	US Bank	4.11
	<i>Avg. Weighted Days to Maturity:</i>		<u>1,767.36</u>	<u>1,767.36</u>			<u>4.19</u>
Sub-Total:							
99 Redevelop. Project							
317043	BNY Hamilton Trisy Premier Money Fund	n/a	30.22	30.22	30.22	BNY	4.2
317067	Cash	n/a	0.31	0.31	0.31	BNY	n/a
	<i>Avg. Weighted Days to Maturity:</i>		<u>30.53</u>	<u>30.53</u>			<u>4.16</u>
Sub-Total:							
1998 TABs, Series A, B & C							
95450520	First American Treas. Money Mktt.	n/a	4,804.70	4,804.70	4,804.70	US Bank	4.2
95450521	First American Treas. Money Mktt.	n/a	0.32	0.32	0.32	US Bank	n/a
95450530	Uninvested Cash	n/a	242.48	242.48	242.48	US Bank	n/a
	<i>Avg. Weighted Days to Maturity:</i>		<u>2,253.12</u>	<u>2,253.12</u>			<u>4.22</u>
95450540	First American Treas. Money Mktt.	n/a	1,830.54	1,830.54	1,830.54	US Bank	4.21
95450543	First American Treas. Money Mktt.	n/a	1,937.85	1,937.85	1,937.85	US Bank	4.18
	<i>Avg. Weighted Days to Maturity:</i>		<u>11,069.01</u>	<u>11,069.01</u>			<u>4.11</u>
Sub-Total:							
2000 TABs, Series A & B							
95457360	First American Treas. Money Mktt.	n/a	385.94	385.94	385.94	US Bank	4.15
	<i>Avg. Weighted Days to Maturity:</i>		<u>385.94</u>	<u>385.94</u>			<u>4.15</u>
Sub-Total:							
2005 TABs, Series A & B							
791767000	First American Treas.	n/a	958.15	958.15	958.15	US Bank	4.54
791767006	Insurance	n/a	1.00	1.00	1.00	US Bank	n/a
791767007	Insurance	n/a	1.00	1.00	1.00	US Bank	n/a
	<i>Avg. Weighted Days to Maturity:</i>		<u>960.15</u>	<u>960.15</u>			<u>4.53</u>
Sub-Total:							
2006 TABs, Series A & B							
792959000	First American Treas.	n/a	57.15	57.15	57.15	US Bank	3.5
792959005	Insurance	n/a	793,276.84	793,276.84	793,276.84	US Bank	n/a
	<i>Avg. Weighted Days to Maturity:</i>		<u>36,254.73</u>	<u>36,254.73</u>			<u>4.21</u>
792959008	First American Treas. Money Mktt.	n/a	36,254.73	36,254.73	36,254.73	US Bank	4.21
	<i>Avg. Weighted Days to Maturity:</i>		<u>1,803,366.24</u>	<u>1,803,366.24</u>			<u>0.08</u>
Sub-Total:							
SHRA TOTAL							
	<i>Avg. Weighted Days to Maturity:</i>		<u>1,817,579.23</u>	<u>50,526.87</u>	<u>1,817,579.23</u>		<u>0.12</u>

City of Sacramento
Asset Listing
Fixed Bond
SCERS
As of September 30, 2007

Cusip	Security Symbol	Security Name / Issuer	Int Rate	Maturity Date	Quantity	Unadjusted Cost	Market Value	Accrued Interest	Yield	Dur	S & P	Moody
CASH AND EQUIVALENTS												
MISCINTREC	miscintrec	Misc Interest Receivable	4.00			1,575	1,575		4.00	0.00		
PAYAB	payab	Payables (Buy Trades)	0.00			-7,000,000	-7,000,000		0.00	0.00		
POOLA	PoolA	Pool A Cash	5.17			7,841,612	7,841,612		5.17	0.00		
INTRECEIV	intreceiv	Pool A Interest Receivable	5.17			114,428	114,428		5.17	0.00		
					0.00	957,614	957,614	0	42.97	0.00		
FEDERAL HOME LOAN BANK												
3133XBF2	3133xbfd2	Federal Home Loan Bank	4.50	04-11-08	17,000,000	17,080,250	16,968,125	361,250	4.51	0.51	AAA	AAA
3133XKWN1	3133xkwn1	Federal Home Loan Bank	5.70	05-17-12	5,000,000	4,996,900	5,007,812	106,083	5.69	3.94	AAA	AAA
3133XKVG7	3133xkv7	Federal Home Loan Bank	5.55	05-30-12	4,000,000	3,992,240	4,006,250	74,617	5.54	3.99	AAA	AAA
3133XBDM4	3133xbd4	Federal Home Loan Bank	4.75	02-13-15	5,000,000	5,073,300	4,967,187	30,347	4.78	6.11	AAA	AAA
3133XDTL5	3133xdtl5	Federal Home Loan Bank	5.00	12-21-15	2,000,000	1,984,020	2,012,500	27,778	4.97	6.60	AAA	AAA
3133XMHK0	3133xmhk0	Federal Home Loan Bank	6.25	10-17-22	7,000,000	7,000,000	6,993,437	0	6.26	9.64	AAAc	AAAc
					40,000,000	40,126,710	39,955,312	600,075	5.12	3.89		
FEDERAL HOME LOAN MORTGAGE CORP. (FHLMC)												
3128X53M8	3128x53m8	Freddie Mac	5.55	04-16-12	10,000,000	9,978,100	10,053,300	254,375	5.52	3.88	AAA	AAA
3128X6AK2	3128x6ak2	Freddie Mac	5.65	05-23-12	3,000,000	3,000,000	3,020,460	60,267	5.61	3.97	AAA	AAA
					13,000,000	12,978,100	13,073,760	314,642	5.54	3.90		
MUNICIPAL BONDS												
786090BP4	786090bp4	Sacramento City Calif Fing Tax Alloc	5.19	12-01-16	710,000	704,178	694,273	12,283	5.31	7.07	AAA	AAA
785849R2	785849r2	Sacramento Calif City Fing Auth Rev	5.70	12-01-25	1,855,000	1,855,000	1,834,168	35,245	5.76	10.97	AAA	AAA
					2,565,000	2,559,178	2,528,442	47,528	5.64	9.90		
CORPORATE BONDS												
06423EPM1	06423epm1	Bank One Chicago Ill Mtn Be	3.70	01-15-08	10,000,000	9,916,500	9,959,200	78,111	3.72	0.29	AA	AAA
36962GF57	36962gfp57	General Electric Capital Corp Mtn Be	4.12	03-04-08	2,500,000	2,438,370	2,488,700	7,734	4.14	0.42	AAA	AAA
2254C1AA3	2254c1aa3	Credit Suis Fir Bos - NC	6.50	05-01-08	3,600,000	3,266,424	3,627,562	97,500	6.45	0.56	A+	AA2
45974VZW1	45974vzw1	International Lease Fin Mtn Be	4.62	06-02-08	7,500,000	7,343,655	7,455,150	114,661	4.65	0.64	AA-	A1
55259PAE6	55259pae6	M&J Marshall & Ilsley Bk Mtnbe	4.85	06-16-15	5,000,000	5,050,000	4,658,593	70,729	5.21	6.19	A	A1
345402WJ6	345402wj6	Ford Motor Credit - MTN	7.35	09-15-15	5,000,000	4,979,950	4,252,250	16,333	8.64	5.68	B	B1
06050XVZ3	06050xvz3	Bank Amer Corp Sub Intnts Be	5.35	11-15-15	2,000,000	2,000,000	1,939,340	4,756	5.52	6.38	AA-	AA2
14911QN31	14911qn31	Caterpillar Finl Corp Pwrntsb	5.65	11-15-15	2,000,000	2,000,000	1,968,180	42,689	5.74	6.29	A	A2
52517PF63	52517p63	Lehman Bros Hldgs Inc Mtn Be	5.50	04-04-16	2,500,000	2,440,175	2,357,750	67,604	5.83	6.46	A+	A1
					40,100,000	39,435,074	38,706,726	500,118	5.22	2.68		
REAL ESTATE MORTGAGES												
98-10025	98-10025	Granite Office Park	7.30	09-01-08	10,058,292	10,058,292	10,058,292	61,188	7.30	0.00		
99-10029	99-10029	Alhambra Medical Building	7.00	05-01-09	11,746,678	11,746,678	11,746,678	68,522	7.00	0.00		
S86317845	s86317845	2484 Natomas Park Dr.	7.50	07-01-12	2,193,423	2,193,423	2,193,423	13,709	7.50	0.00		
S86803960	s86803960	2660 W. Covell Blvd/West Davis Assoc	7.25	08-01-12	3,388,621	3,388,621	3,388,621	20,473	7.25	0.00		

City of Sacramento
Asset Listing
Fixed Bond
SCERS
As of September 30, 2007

Cusip	Security Symbol	Security Name / Issuer	Int Rate	Maturity Date	Quantity	Unadjusted Cost	Market Value	Accrued Interest	Yield	Dur	S & P	Moody
2003-0043	2003-0043	Walgreens Drugs/Adahi, Inc	6.50	05-01-24	3,167,674	3,167,674	3,167,674	17,158	6.50	0.00		
					30,554,688	30,554,688	30,554,688	181,050	7.11	0.00		
MORTGAGE BACKED SECURITIES												
362056FF5	362056FF5	GNMA POOL #27166	9.00	12-15-08	2,572,170	2,191	2,610	19	8.87	0.47		
362151A36	362151A36	GNMA POOL #150426	9.00	05-15-16	6,497,200	7,134	6,925	49	8.44	2.17		
362158ZJ9	362158ZJ9	GNMA POOL #157445	9.00	06-15-16	28,273,770	28,647	30,314	212	8.39	2.44		
36216GIN9	36216gin9	GNMA POOL #164169	9.00	06-15-16	2,815,440	2,772	3,019	21	8.39	2.44		
36216KTX7	36216ktx7	GNMA POOL #167166	9.50	08-15-16	3,402,260	3,507	3,684	27	8.77	2.44		
362171CL2	362171cl2	GNMA POOL #208975	9.50	03-15-17	15,277,950	15,362	16,610	121	8.74	2.57		
362173YS9	362173ys9	GNMA POOL #211421	9.50	04-15-17	23,567,640	23,698	25,623	187	8.74	2.57		
36223WXZ2	36223wxz2	GNMA POOL #320296	8.00	03-15-22	76,602,120	75,214	81,288	511	7.54	2.96		
36224JLS9	36224jls9	GNMA POOL #329837	7.50	11-15-22	135,537,830	133,462	142,224	847	7.15	2.96		
36208F6B1	36208f6b1	GNMA POOL #450066	7.50	12-15-26	9,538,924	9,476	10,022	60	7.14	3.14		
36207RGY5	36207rgy5	GNMA POOL #439515	7.00	03-15-27	41,745,316	40,937	43,782	244	6.67	3.44		
36292GHZ1	36292ghz1	GNMA POOL #648348	5.50	10-15-35	4,319,000,970	4,304,154	4,261,558	19,795	5.57	5.02	AA	AA
36213CYP9	36213cyp9	GNMA POOL #550718	5.00	11-15-35	4,565,724,820	4,443,021	4,420,306	19,024	5.16	5.58	AAA	AAA
31371MXXW2	31371mxxw2	GNMA POOL #256393	6.00	09-01-36	4,350,529,200	4,336,254	4,357,795	21,753	5.99	4.03	AAA	AAA
					13,581,085.610	13,425,828	13,405,761	62,868	5.63	4.82		
OTHER GOVERNMENT AGENCY BONDS												
911759BR8	911759br8	Housing Urban Development	7.66	08-01-15	1,680,000	1,680,000	1,687,350	21,448	7.63	5.75		
					1,680,000	1,680,000	1,687,350	21,448	7.63	5.75		
VARIABLE RATE SECURITIES												
89233PTQ9	89233ptq9	Toyota Motor Credit Corp	3.76	10-27-08	15,000,000	15,000,000	14,400,000	6,184	3.92	1.02	AAA	AAA
3128X4ZN4	3128x4zn4	Freddie Mac	6.50	01-27-11	5,000,000	5,000,000	5,000,000	58,767	6.50	2.89	AAA	Aaa
					20,000,000	20,000,000	19,400,000	64,951	4.58	1.50		
TOTAL PORTFOLIO					161,480,773	161,717,192	160,269,652	1,792,680	5.80	2.74		

Asset Listing
Fixed Alternative Equity Income
SCERS

As of September 30, 2007

Cusip	Security Symbol	Security Name / Issuer	Int Rate	Maturity Date	Quantity	Unadjusted Cost	Market Value	Accrued Interest	Yield	Dur	S & P	Moody	
CASH AND EQUIVALENTS													
DIVACC	divacc	Dividend Accrual	4.00			60,095	60,095		4.00	0.00			
MISCINTREC	miscintrec	Misc Interest Receivable	4.00			3,046	3,046		4.00	0.00			
NATCASH	natcash	Nations Cash Fund	4.83			0	0		4.83	0.00			
POOLA	PoolA	Pool A Cash	5.17			20,212	20,212		5.17	0.00			
INTRECEIV	intreceiv	Pool A Interest Receivable	5.17			22,203	22,203		5.17	0.00			
					0.00	105,556	105,556	0	4.47	0.00			
COMMON STOCK													
88579Y101	mnm	3m Company			35,000	3,045,957	3,275,300		2.05	0.00	A		
002824100	abt	Abbott Laboratories Com			21,000	1,127,975	1,126,020		2.05	0.00	A-		
00206R102	t	At&t Inc			30,000	1,204,680	1,269,300		3.14	0.00	B+		
060505104	bac	Bank Of America Corp			60,000	3,092,922	3,016,200		5.09	0.00	A		
055622104	bp	Bp Amoco Plc - Spons Adr			40,000	2,666,724	2,774,000		3.57	0.00			
143658300	cel	Carnival Corp Com			33,000	1,500,781	1,598,190		2.89	0.00	A+		
166764100	cvx	Chevron Corporation			30,000	2,440,936	2,807,400		2.48	0.00	A-		
172967101	c	Citigroup Inc			45,000	2,410,419	2,100,150		4.20	0.00	A+		
17453B101	czn	Citizens Communctns Co			78,000	1,102,975	1,116,960		0.00	0.00	B-		
191216100	ko	Coca Cola Co Com			28,000	1,501,637	1,609,160		1.95	0.00	B+		
20825C104	cop	Conocophillips Com			35,000	2,418,869	3,071,950		1.87	0.00	B+		
210371100	ceg	Constellation Energy Group			15,000	1,425,193	1,286,850		1.76	0.00	B+		
25746U109	d	Dominion Res Va New Com			12,000	1,018,807	1,011,600		3.27	0.00	B+		
26441C105	duk	Duke Energy Corp			70,000	1,292,109	1,308,300		4.71	0.00	B		
281020107	eix	Edison Intl Com			25,000	1,476,995	1,386,250		2.09	0.00	B		
30161N101	exc	Exelon Corp			18,000	1,481,755	1,356,480		2.34	0.00	B+		
30231G102	xom	Exxon Mobil Corporation			25,000	2,063,514	2,314,000		1.38	0.00	A		
369604103	ge	General Electric Co			80,000	2,849,704	3,312,000		2.71	0.00	A+		
464287788	iyf	Ishares Tr Dj Financial Sector			23,000	2,517,810	2,521,260		2.03	0.00			
478160104	jnj	Johnson & Johnson			25,000	1,569,684	1,642,500		2.53	0.00	A+		
494550106	kmp	Kinder Morgan Energy Partners Ltd			65,000	3,221,629	3,211,000		6.88	0.00	B+		
532457108	lly	Lilly Eli & Co			18,000	1,065,989	1,024,740		2.81	0.00	B+		
580135101	mod	Mcdonald's Corp			22,000	1,197,519	1,198,340		2.75	0.00	A		
717081103	pfe	Pfizer Inc			80,000	2,054,126	1,954,400		3.93	0.00	A-		
69331C108	pcg	Pg & E Corp			40,000	1,828,782	1,912,000		3.01	0.00	B		
742718109	pg	Procter & Gamble Co			32,000	1,982,489	2,250,880		1.99	0.00	A+		
868733106	surw	Surewest Communications			11,000	293,074	275,110		4.00	0.00	B		
G9108L108	tnp	Tsakos Energy Navigatn Shs			15,000	1,114,725	1,056,150		4.47	0.00			
92343V104	vz	Verizon Communications Inc			85,000	3,516,375	3,763,800		3.88	0.00	B		
					1,096,000	54,484,154	56,550,290	0	3.07	0.00			
TOTAL PORTFOLIO											0	3.07	0.00

City of Sacramento
Asset Listing
Large Cap Growth
SCERS
As of September 30, 2007

Cusip	Security Symbol	Security Name / Issuer	Int Rate	Maturity Date	Quantity	Unadjusted Cost	Market Value	Accrued Interest	Yield	Dur	S & P	Moody
CASH AND EQUIVALENTS												
DIVACC	divacc	Dividend Accrual	4.00			39,900	39,900		4.00	0.00		
MISCINTREC	miscintrec	Misc Interest Receivable	4.00			6,346	6,346		4.00	0.00		
PAYAB	payab	Payables (Buy Trades)	0.00			-151,300	-151,300		0.00	0.00		
POOLA	PoolA	Pool A Cash	5.17			39,010	39,010		5.17	0.00		
INTRECEIV	intreceiv	Pool A Interest Receivable	5.17			50,223	50,223		5.17	0.00		
					0.00	-15,820	-15,820	0	-40.86	0.00		
COMMON STOCK												
009711T101	akam	Akamai Technologies			50,000	2,077,165	1,436,500		0.00	0.00	B+	
00206R102	t	At&t Inc			35,000	1,405,257	1,480,850		3.14	0.00	B+	
067806109	b	Barnes Group Inc Com			30,000	927,499	957,600		1.75	0.00	B+	
097023105	ba	Boeing Co Com			15,000	1,461,322	1,574,850		1.33	0.00	B+	
149123101	cat	Caterpillar Inc Del Com			20,000	1,522,870	1,568,600		1.84	0.00	A-	
151020104	celg	Celgene Corporation			50,000	3,085,095	3,565,500		0.00	0.00	B-	
17275R102	cscs	Cisco Sys Inc Com			70,000	1,955,076	2,317,700		0.00	0.00	B+	
177376100	ctxs	Citrix Systems Inc			30,000	960,978	1,209,600		0.00	0.00	B+	
189054109	clx	Clorox Co			20,000	1,286,541	1,219,800		2.62	0.00	A	
194162103	cl	Colgate Palmolive Co Com			25,000	1,693,015	1,783,000		2.02	0.00	A+	
20030N200	cmcsk	Comcast Corporation			70,000	1,842,025	1,677,200		0.00	0.00	B-	
254687106	dis	Disney (wait) Com			40,000	1,355,770	1,375,600		0.90	0.00	B+	
260543103	dow	Dow Chem Co Com			50,000	1,706,707	1,076,500		3.90	0.00	B	
278642103	ebay	Ebay Inc			15,000	1,248,982	1,222,350		2.06	0.00	B	
349631101	fo	Fortune Brands Inc			10,000	1,087,593	1,048,900		1.19	0.00	B	
35671D857	fcx	Freemont-McMoran Cop & G Cl B			50,000	3,923,962	3,901,000		0.00	0.00		
368710406	dna	Genentech Inc.			105,000	3,879,387	4,347,000		0.00	0.00	A+	
369604103	ge	General Electric Co			50,000	2,003,409	2,043,500		0.00	0.00	B-	
375558103	gild	Gilead Sciences Inc			90,000	1,007,224	926,100		0.00	0.00	C	
444903108	hgsl	Human Genome Sciences			45,000	1,164,430	1,163,700		0.00	0.00	B+	
458140100	intc	Intel Corp			20,000	1,187,612	1,279,000		1.71	0.00		
464287812	iyk	Ishares Tr Cons Goods Idx			15,000	1,758,448	1,957,650		0.83	0.00		
464287796	iyw	Ishares Tr Dj Us Energy			50,000	3,069,310	3,140,000		0.20	0.00		
464287721	isyw	Ishares Tr Dj Us Tech Sec			70,000	946,131	1,047,900		0.00	0.00	C	
464330109	isis	Isis Pharmaceuticals Com			40,000	2,486,589	2,628,000		2.53	0.00	A+	
478160104	jnjj	Johnson & Johnson			100,000	1,817,874	1,637,000		0.00	0.00	A	
G5876H105	mrvl	Marvell Technology Group Ltd			25,000	1,304,845	1,361,750		2.75	0.00	A	
580135101	med	Mcdonald's Corp			50,000	3,104,068	4,287,000		0.82	0.00	C	
61166W101	mon	Monsanto C0 New Com			57,142	1,051,365	197,711		0.00	0.00		
64124W304	ntiid	Neurobiological Tec Inc Com New			50,000	994,283	1,082,500		0.00	0.00	B	
68389X105	orel	Oracle Corp Com			40,000	2,022,400	2,056,400		0.00	0.00		
73935A104	qqqq	Powershares QQQ Trust Unit Ser 1			31,000	1,990,017	2,180,540		0.20	0.00	A+	
742718109	pg	Procter & Gamble Co			22,000	1,818,570	2,168,100		1.99	0.00		
760975102	rmm	Research In Motion Ltd			20,000	761,930	830,200		0.00	0.00		
783513104	ryaay	Ryanair Hldgs Plc Sponsored Adr			30,000	1,154,358	1,263,300		1.81	0.00		
81369Y100	xlb	Select Sector Spdr Tr Sbi Materials										

City of Sacramento
Asset Listing
Large Cap Growth
SCERS
As of September 30, 2007

Cusip	Security Symbol	Security Name / Issuer	Int Rate	Maturity Date	Quantity	Unadjusted Cost	Market Value	Accrued Interest	Yield	Dur	S & P	Moody
87612E106	tgt	Target Corp			20,000	1,296,430	1,271,400		0.88	0.00	A+	
887317105	twx	Time Warner Inc New			90,000	1,858,825	1,652,400		1.36	0.00	B	
913017109	utx	United Technologies			20,000	1,468,964	1,609,600		1.59	0.00	A+	
903236107	urs	Urs Corp New Com			20,000	990,542	1,129,000		0.00	0.00	B	
91913Y100	vlo	Valero Energy Corp New Com			15,000	980,267	1,007,700		0.60	0.00	B+	
928563402	vmw	Vmware Inc Cl A Com			20,100	1,073,053	1,708,500		0.00	0.00		
931142103	wmt	Wal Mart Stores Inc			30,000	1,269,898	1,309,500		2.02	0.00	A+	
94106L109	wmi	Waste Mgmt Inc Del Com			30,000	1,068,711	1,132,200		1.99	0.00	B	
					1,760,242	72,200,757	75,784,201	0	1.02	0.00		
					1,760,242	72,184,936	75,768,381	0	1.03	0.00		

TOTAL PORTFOLIO

City of Sacramento
Asset Listing
S&P / Barra Value
SCERS
As of September 30, 2007

Cusip	Security Symbol	Security Name / Issuer	Int Rate	Maturity Date	Quantity	Unadjusted Cost	Market Value	Accrued Interest	Yield	Dur	S & P	Moody
CASH AND EQUIVALENTS												
DIVACC	divacc	Dividend Accrual	4.00			184,179	184,179		4.00	0.00		
MISCINTREC	miscintrec	Misc Interest Receivable	4.00			10,458	10,458		4.00	0.00		
POOLA	PoolA	Pool A Cash	5.17			18,983	18,983		5.17	0.00		
INTRECEIV	intreceiv	Pool A Interest Receivable	5.17			79,104	79,104		5.17	0.00		
					0.00	292,724	292,724	0	4.39	0.00		
COMMON STOCK												
009158106	apd	Air Prods & Chems Inc Com			13,000	1,084,498	1,270,880		1.19	0.00	B+	
013817101	aa	Alcoa			53,000	2,250,356	2,073,360		1.53	0.00	B+	
064058100	bk	Bank New York Mellon Com			25,000	1,050,155	1,103,500		2.17	0.00	A-	
060505104	bac	Bank Of America Corp			20,000	974,292	1,005,400		5.09	0.00	A	
20825C104	cop	Conocophillips Com			7,000	599,334	614,390		1.87	0.00	B+	
30231G102	xom	Exxon Mobil Corporation			7,000	623,208	647,920		1.38	0.00	A	
313586109	finm	Federal Natl Mtg Assn Com			15,000	1,009,444	912,150		3.42	0.00	A+	
35671D857	fcx	Freeport-McMoran Cop & G Cl B			16,000	1,531,537	1,678,240		1.19	0.00	B	
406216101	hal	Halliburton Co			28,000	981,260	1,075,200		1.30	0.00	B	
428236103	hpq	Hewlett Packard Co			30,000	1,474,230	1,493,700		0.64	0.00	B+	
464287408	ive	Ishares Tr S&p500/Bar Val			385,000	30,674,496	31,362,100		2.14	0.00		
693475105	pnc	Pnc Bk Corp Com			15,000	1,058,845	1,021,500		2.94	0.00	B+	
883556102	tmo	Thermo Electron Corp Com			15,000	801,781	865,800		0.00	0.00	B-	
G90078109	rig	Transocean Sedco Forex Inc			9,000	968,924	1,017,450		0.00	0.00	B-	
					638,000	45,082,361	46,141,590	0	1.99	0.00		
TOTAL PORTFOLIO						45,375,085	46,434,314	0	2.00	0.00		

City of Sacramento
Asset Listing

China
SCERS

As of September 30, 2007

Cusip	Security Symbol	Security Name / Issuer	Int Rate	Maturity Date	Quantity	Unadjusted Cost	Market Value	Accrued Interest	Yield	Dur	S & P	Moody
	CASH AND EQUIVALENTS											
MISCINTREC	miscintrec	Misc Interest Receivable	4.00			11,367	11,367		4.00	0.00		
POOLA	PoolA	Pool A Cash	5.17			162,925	162,925		5.17	0.00		
INTRECEIV	intreceiv	Pool A Interest Receivable	5.17			12,504	12,504		5.17	0.00		
					0.00	186,796	186,796	0	5.10	0.00		
	COMMON STOCK											
464287184	fxi	Ishares Tr Fise Xnhua ldx			65,000	9,219,783	11,700,000		0.73	0.00		
					65,000	9,219,783	11,700,000	0	0.73	0.00		
	TOTAL PORTFOLIO				65,000	9,406,579	11,886,796	0	0.79	0.00		

City of Sacramento
Asset Listing

EAFE
SCERS

As of September 30, 2007

Cusip	Security Symbol	Security Name / Issuer	Int Rate	Maturity Date	Quantity	Unadjusted Cost	Market Value	Accrued Interest	Yield	Dur	S & P	Moody
CASH AND EQUIVALENTS												
MISCINTREC	miscintrec	Misc Interest Receivable	4.00			2,567	2,567		4.00	0.00		
POOLA	PoolA	Pool A Cash	5.17			43,221	43,221		5.17	0.00		
INTRECEIV	intreceiv	Pool A Interest Receivable	5.17		0.00	12,321	12,321		5.17	0.00		
						58,110	58,110	0	5.12	0.00		
COMMON STOCK												
05545E209	bbl	Bhp Billiton Plc Sponsored ADR			25,000	1,491,988	1,797,750		1.31	0.00		
464287465	efa	Ishares Tr Msci Eafe Idx			90,000	7,112,830	7,433,100		1.86	0.00		
767204100	rtp	Rio Tinto PLC Sponsored ADR			5,000	1,451,183	1,717,000		1.21	0.00		
					120,000	10,056,001	10,947,850	0	1.67	0.00		
TOTAL PORTFOLIO						10,114,111	11,005,960	0	1.68	0.00		

City of Sacramento
Asset Listing
Japan
SCERS
As of September 30, 2007

Cusip	Security Symbol	Security Name / Issuer	Int Rate	Maturity Date	Quantity	Unadjusted Cost	Market Value	Accrued Interest	Yield	Dur	S & P	Moody
CASH AND EQUIVALENTS												
MISCINTREC	miscintrec	Misc Interest Receivable	4.00			371	371		4.00	0.00		
POOLA	PoolA	Pool A Cash	5.17			179,906	179,906		5.17	0.00		
INTRECEIV	intreceiv	Pool A Interest Receivable	5.17			2,429	2,429		5.17	0.00		
					0.00	182,707	182,707	0	5.17	0.00		
COMMON STOCK												
464286848	ewj	Ishares Inc Msci Japan			180,000	2,636,200	2,581,200		0.69	0.00		
					180,000	2,636,200	2,581,200	0	0.69	0.00		
					180,000	2,818,907	2,763,907	0	0.99	0.00		
TOTAL PORTFOLIO												

City of Sacramento
Asset Listing
Latin America
SCERS
As of September 30, 2007

Cusip	Security Symbol	Security Name / Issuer	Int Rate	Maturity Date	Quantity	Unadjusted Cost	Market Value	Accrued Interest	Yield	Dur	S & P	Moody
CASH AND EQUIVALENTS												
MISCINTREC	miscintrec	Misc Interest Receivable	4.00			1,826	1,826		4.00	0.00		
POOLA	PoolA	Pool A Cash	5.17			90,122	90,122		5.17	0.00		
INTRECEIV	intreceiv	Pool A Interest Receivable	5.17			1,577	1,577		5.17	0.00		
					0.00	93,526	93,526	0	5.15	0.00		
COMMON STOCK												
464287390	ilf	Ishares Tr S&p Ltn Am 40			14,000	2,991,886	3,381,000		0.70	0.00		
					14,000	2,991,886	3,381,000	0	0.70	0.00		
					14,000	3,085,412	3,474,526	0	0.82	0.00		
TOTAL PORTFOLIO												

City of Sacramento
Asset Listing

**India
SCERS**

As of September 30, 2007

Cusip	Security Symbol	Security Name / Issuer	Int Rate	Maturity Date	Quantity	Unadjusted Cost	Market Value	Accrued Interest	Yield	Dur	S & P	Moody
CASH AND EQUIVALENTS												
MISCINTREC	miscintrec	Misc Interest Receivable	4.00			364	364		4.00	0.00		
POOLA	PoolA	Pool A Cash	5.17			21,564	21,564		5.17	0.00		
INTRECEIV	intreceiv	Pool A Interest Receivable	5.17			5,942	5,942		5.17	0.00		
					0.00	27,870	27,870	0	5.16	0.00		
COMMON STOCK												
454089103	ifn	India Fd Inc Com			40,000	1,704,680	2,172,000		6.37	0.00		
					40,000	1,704,680	2,172,000	0	6.37	0.00		
					40,000	1,732,551	2,199,870	0	6.36	0.00		

TOTAL PORTFOLIO

City of Sacramento
Asset Listing
George H. Clark (Fixed)
Scholarship Fund
As of September 30, 2007

Cusip	Security Symbol	Security Name / Issuer	Int Rate	Maturity Date	Quantity	Unadjusted Cost	Market Value	Accrued Interest	Yield	Dur	S & P	Moody
CASH AND EQUIVALENTS												
DIVACC	divacc	Dividend Accrual	4.00			448	448		4.00	0.00		
MISCINTREC	miscintrec	Misc Interest Receivable	4.00			68	68		4.00	0.00		
POOLA	PoolA	Pool A Cash	5.17			1,197	1,197		5.17	0.00		
INTRECEIV	intreceiv	Pool A Interest Receivable	5.17			231	231		5.17	0.00		
					0.00	1,945	1,945	0	4.86	0.00		
COMMON STOCK												
88579Y101	mimm	3m Company			300	23,067	28,074		2.05	0.00	A	
00206R102	t	At&t Inc			1,000	39,819	42,310		3.14	0.00	B+	
060505104	bac	Bank Of America Corp			500	25,560	25,135		5.09	0.00	A	
055622104	bp	Bp Amoco Plc - Spons Adr			300	21,759	20,805		3.57	0.00		
172967101	c	Citigroup Inc			500	27,459	23,335		4.20	0.00	A+	
260543103	dow	Dow Chem Co Com			500	22,370	21,530		3.90	0.00	B	
369604103	ge	General Electric Co			400	14,972	16,560		2.71	0.00	A+	
464287788	iyf	Ishares Tr Dj Financial Sector			325	35,357	35,626		2.03	0.00		
464287168	dvy	Ishares Tr Dj Sel Div Inx			500	34,500	34,650		3.45	0.00		
478160104	jinj	Johnson & Johnson			500	30,855	32,850		2.53	0.00	A+	
494550106	kmp	Kinder Morgan Energy Partners Ltd			500	24,114	24,700		6.88	0.00		
61166W101	mon	Monsanto C0 New Com			450	28,216	38,583		0.82	0.00		
69331C108	peg	Pg & E Corp			350	14,252	16,730		3.01	0.00	B	
723484101	pnw	Pinnacle West Cap Corp			500	23,578	19,755		5.32	0.00	A-	
92343v104	vz	Verizon Communications Inc			700	26,228	30,996		3.88	0.00	B	
					7,325	392,106	411,639	0	3.33	0.00		
MORTGAGE BACKED SECURITIES												
36202DBX8	36202dbx8	GNMA2 POOL #2754	6.50	05-20-29	1,833.915	1,834	1,878	10	6.35	3.92		
					1,833.915	1,834	1,878	10	6.35	3.92		
TOTAL PORTFOLIO												
					9,158.915	395,885	415,462	10	3.35	0.02		

City of Sacramento
Asset Listing
George H. Clark (Equity)
Scholarship Fund
As of September 30, 2007

Cusip	Security Symbol	Security Name / Issuer	Int Rate	Maturity Date	Quantity	Unadjusted Cost	Market Value	Accrued Interest	Yield	Dur	S & P	Moody
CASH AND EQUIVALENTS												
DIVACC	divacc	Dividend Accrual	4.00		348	348	348		4.00	0.00		
MISCINTREC	miscintrec	Misc Interest Receivable	4.00		69	69	69		4.00	0.00		
POOLA	PoolA	Pool A Cash	5.17		2,748	2,748	2,748		5.17	0.00		
INTRECEIV	intreceiv	Pool A Interest Receivable	5.17		58	58	58		5.17	0.00		
					0.00	3,223	3,223	0	5.02	0.00		
COMMON STOCK												
084670207	brk/b	Berkshire Hathaway Inc-Cl B			8	25,320	31,616		0.00	0.00	B	
35671D857	fox	Freepport-McMoran Cop & G Cl B			150	16,325	15,733		1.19	0.00	B	
369604103	ge	General Electric Co			750	29,662	31,050		2.71	0.00	A+	
464287796	iyw	Ishares Tr Dj Us Energy			200	19,332	26,102		0.83	0.00		
464287721	iyw	Ishares Tr Dj Us Tech Sec			400	22,580	25,120		0.20	0.00		
464287598	iwd	Ishares Tr Russell 1000 Val			275	20,182	23,636		2.44	0.00		
464287408	ive	Ishares Tr S&p500/Bar Val			300	19,809	24,438		2.14	0.00		
580135101	mcd	Mcdonald's Corp			200	10,510	10,894		2.75	0.00	A	
73935A104	qqqq	Powershares QQQ Trust Unit Ser 1			500	24,910	25,705		0.20	0.00		
913017109	uix	United Technologies			200	15,984	16,096		1.59	0.00	A+	
931142103	wmt	Wal Mart Stores Inc			300	13,392	13,095		2.02	0.00	A+	
					3,283	218,007	243,486	0	1.34	0.00		
MUTUAL FUNDS, EQUITY												
00141T171	ghix	AIM Global Health Care Fund			1,888.586	53,124	58,546		0.00	0.00		
025076100	twex	American Century Equity/Inc			4,946.123	36,101	44,466		2.30	0.00		
025086109	twiex	American Century Int'l Growth			2,157.030	19,655	31,902		0.62	0.00		
904199403	umbwx	Umb Scout Worldwide Fd Com			1,000.000	29,540	38,050		1.20	0.00		
					9,991.739	138,419	172,964	0	0.97	0.00		
TOTAL PORTFOLIO						359,649	419,673	0	1.22	0.00		

City of Sacramento
Asset Listing
United Way (Fixed)
As of September 30, 2007

Cusip	Security Symbol	Security Name / Issuer	Int Rate	Maturity Date	Quantity	Unadjusted Cost	Market Value	Accrued Interest	Yield	Dur	S & P	Moody
CASH AND EQUIVALENTS												
DIVACC	divacc	Dividend Accrual	4.00			2,257	2,257		4.00	0.00		
MISCINTREC	miscintrec	Misc Interest Receivable	4.00			240	240		4.00	0.00		
NATCASH	natcash	Nations Cash Fund	4.83			6,447	6,447		4.83	0.00		
					0.00	8,944	8,944	0	4.60	0.00		
FEDERAL HOME LOAN MORTGAGE CORP. (FHLMC)												
3128X4W72	3128x4w72	Freddie Mac	5.50	03-28-16	50,000	49,805	50,678	23	5.43	6.73	AAA	AAA
					50,000	49,805	50,678	23	5.43	6.73		
COMMON STOCK												
88579Y101	mmm	3m Company			450	37,083	42,111		2.05	0.00	A	
023608102	ace	Ameren Corp Com			1,000	50,043	52,500		4.84	0.00	A-	
00206R102	t	At&t Inc			2,000	79,249	84,620		3.14	0.00	B+	
060505104	bac	Bank Of America Corp			700	36,162	35,189		5.09	0.00	A	
172967101	c	Citigroup Inc			900	48,308	42,003		4.20	0.00	A+	
17453B101	czn	Citizens Communctns Co			1,000	13,866	14,320		0.00	0.00	B-	
25746U109	d	Dominion Res Va New Com			300	23,079	25,290		3.27	0.00	B+	
260543103	dow	Dow Chem Co Com			1,300	60,581	55,978		3.90	0.00	B	
26441C105	duk	Duke Energy Corp			1,125	17,572	21,026		4.71	0.00	B	
281020107	eix	Edison Intl Com			750	31,933	41,587		2.09	0.00	B	
30161N101	exc	Exelon Corp			500	39,437	37,680		2.34	0.00	B+	
35914P105	fto	Frontier Oil Corp Com			600	27,708	24,984		0.29	0.00	B	
369604103	ge	General Electric Co			1,925	68,004	79,695		2.71	0.00	A+	
464287788	iyf	Ishares Tr-Dj Financial Sector			200	21,758	21,924		2.03	0.00		
464287168	dvy	Ishares Tr-Dj Sel Div Inx			1,300	89,221	90,090		3.45	0.00		
494550106	kmp	Kinder Morgan Energy Partners Ltd			800	39,017	39,520		6.88	0.00		
580135101	mcd	McDonald's Corp			450	24,481	24,511		2.75	0.00	A	
589331107	mrk	Merek & Co Inc			1,000	44,340	51,690		2.94	0.00	A-	
717081103	pfe	Pfizer Inc			1,000	25,020	24,430		3.93	0.00	A-	
69331C108	peg	Pg & E Corp			750	30,642	35,850		3.01	0.00	B	
723484101	pnw	Pinnacle West Cap Corp			1,000	41,917	39,510		5.32	0.00	A-	
69351T106	ppl	Ppl Corp Com			900	27,136	41,670		2.63	0.00	B+	
847560109	se	Spectra Energy Corp WI			1,300	32,144	31,824		0.00	0.00		
92343v104	vz	Verizon Communications Inc			1,700	65,996	75,276		3.88	0.00	B	
					22,950	974,698	1,033,279	0	3.31	0.00		
TOTAL PORTFOLIO						1,033,447	1,092,902	23	3.42	0.31		

Asset Listing

United Way (Equity)

As of September 30, 2007

Cusip	Security Symbol	Security Name / Issuer	Int Rate	Maturity Date	Quantity	Unadjusted Cost	Market Value	Accrued Interest	Yield	Dur	S & P	Moody
CASH AND EQUIVALENTS												
DIVACC	divacc	Dividend Accrual	4.00			1,876	1,876		4.00	0.00		
MISCINTREC	miscintrec	Misc Interest Receivable	4.00			658	658		4.00	0.00		
NATCASH	natcash	Nations Cash Fund	4.83			3,234	3,234		4.83	0.00		
					0.00	5,769	5,769	0	4.47	0.00		
COMMON STOCK												
88579Y101	mmm	3m Company			600	46,674	56,148		2.05	0.00	A	
00971T101	akam	Akamai Technologies			600	29,485	17,238		0.00	0.00		
03485P201	aaak	Anglo Amern Plc ADR			1,000	29,865	33,450		1.67	0.00	B	
037833100	aapl	Apple Inc.			250	30,646	38,385		0.00	0.00	B+	
00206R102	t	At&t Inc.			1,500	60,623	63,465		3.14	0.00	A	
060505104	bac	Bank Of America Corp			700	35,661	35,189		5.09	0.00	B+	
067806109	b	Barnes Group Inc Com			1,000	31,820	31,920		1.75	0.00	B+	
084670207	brk/b	Berkshire Hathaway Inc-Cl B			20	71,920	79,040		0.00	0.00	B	
097023105	ba	Boeing Co Com			600	53,958	62,994		1.33	0.00	B+	
149123101	cat	Caterpillar Inc Del Com			500	32,678	39,215		1.84	0.00	A-	
151020104	celg	Celgene Corporation			700	37,425	49,917		0.00	0.00	B-	
17275R102	cscs	Cisco Sys Inc Com			1,000	24,127	33,110		0.00	0.00	B+	
17285T106	cdl	Citadel Broadcasting Com			2,000	12,321	8,320		0.00	0.00		
172967101	c	Citigroup Inc			700	36,892	32,669		4.20	0.00	A+	
194162103	cl	Colgate Palmolive Co Com			750	49,260	53,490		2.02	0.00	A+	
20030N200	cmcsk	Comcast Corporation			1,200	31,776	28,752		0.00	0.00	B-	
205887102	cag	Conagra Inc Com			1,875	44,565	48,994		2.91	0.00	A-	
254687106	dis	Disney (wait) Com			1,500	46,063	51,585		0.90	0.00	B+	
260543103	dow	Dow Chem Co Com			1,500	68,718	64,590		3.90	0.00	B	
278642103	ebay	Ebay Inc			1,000	33,530	39,020		0.00	0.00	B	
349631101	fo	Fortune Brands Inc			500	41,575	40,745		2.06	0.00	B	
35671D857	fcx	Freepor-McMoran Cop & G Cl B			500	44,980	52,445		1.19	0.00	B	
368710406	dna	Genentech Inc.			700	56,241	54,614		0.00	0.00		
369604103	ge	General Electric Co			1,950	67,935	80,730		2.71	0.00	A+	
375558103	gild	Gilead Sciences Inc			1,400	46,987	57,218		0.00	0.00	B-	
464286848	ewj	Ishares Inc Msci Japan			1,500	22,185	21,510		0.69	0.00		
464287788	iyf	Ishares Tr Dj Financial Sector			300	32,637	32,886		2.03	0.00		
464287796	iyh	Ishares Tr Dj Us Energy			400	49,295	52,204		0.83	0.00		
464287762	iyw	Ishares Tr Dj Us Healthcr			300	21,020	21,210		1.03	0.00		
464287721	iyw	Ishares Tr Dj Us Tech Sec			1,500	85,971	94,200		0.20	0.00		
464287184	fxi	Ishares Tr Fise Xnhua Idx			250	42,197	45,000		0.73	0.00		
464287465	efa	Ishares Tr Msci Eafe Idx			600	47,682	49,554		1.86	0.00		
464287200	ivv	Ishares Tr S&p 500 Index			225	31,756	34,418		1.80	0.00		
464287408	ive	Ishares Tr S&p500/Bar Val			800	61,804	65,168		2.14	0.00		
478160104	fnj	Johnson & Johnson			1,400	86,572	91,980		2.53	0.00	A+	
580135101	mcd	Mcdonald's Corp			1,500	77,823	81,705		2.75	0.00	A	
61166W101	mon	Monsanto C0 New Com			1,500	17,909	42,870		0.82	0.00		
73935A104	qqqq	Powershares QQQ Trust Unit Ser 1			1,000	50,110	51,410		0.20	0.00		
755111507	rtm	Raytheon Company			700	36,939	44,674		1.60	0.00	B	
767204100	rfp	Rio Tinto PLC Sponsored ADR			150	42,733	51,510		1.21	0.00		

Asset Listing

United Way (Equity)

As of September 30, 2007

Cusip	Security Symbol	Security Name / Issuer	Int Rate	Maturity Date	Quantity	Unadjusted Cost	Market Value	Accrued Interest	Yield	Dur	S & P	Moody
87612E106	tgt	Target Corp			600	37,320	38,142		0.88	0.00	A+	
887317105	twx	Time Warner Inc New			2,000	41,320	36,720		1.36	0.00	B	
G90078109	rig	Transocean Sedco Forex Inc			400	43,112	45,220		0.00	0.00	B-	
913017109	uix	United Technologies			700	44,363	56,336		1.59	0.00	A+	
903236107	urs	Urs Corp New Com			500	27,375	28,225		0.00	0.00	B	
91913Y100	vlo	Valero Energy Corp New Com			600	42,183	40,308		0.60	0.00	B+	
92343v104	vz	Verizon Communications Inc			950	36,360	42,066		3.88	0.00	B	
931142103	wmt	Wal Mart Stores Inc			900	38,070	39,285		2.02	0.00	A+	
					41,820	2,082,463	2,259,844	0	1.50	0.00		
TOTAL PORTFOLIO						2,088,232	2,265,613	0	1.50	0.00		

City of Sacramento
Asset Listing
CADA
CADA Banking
As of September 30, 2007

Cusip	Security Symbol	Security Name / Issuer	Int Rate	Maturity Date	Quantity	Unadjusted Cost	Market Value	Accrued Interest	Yield	Dur	S & P	Moody
	CASH AND EQUIVALENTS											
POOLA	PoolA	Pool A Cash	5.17			9,486,859	9,486,859		5.17	0.00		
INTRECEIV	intreceiv	Pool A Interest Receivable	5.17		0.00	136,166	136,166		5.17	0.00		
						9,623,025	9,623,025	0	5.17	0.00		
	TOTAL PORTFOLIO				0.00	9,623,025	9,623,025	0	5.17	0.00		

City of Sacramento
 Asset Listing

CADA

CADA A - Tax Exempt
 As of September 30, 2007

Cusip	Security Symbol	Security Name / Issuer	Int Rate	Maturity Date	Quantity	Unadjusted Cost	Market Value	Accrued Interest	Yield	Dur	S & P	Moody
	CASH AND EQUIVALENTS											
POOLA	Pool A	Pool A Cash	5.17			1,317,840	1,317,840		5.17	0.00		
INTRECEIV	intrecciv	Pool A Interest Receivable	5.17			17,699	17,699		5.17	0.00		
					0.00	1,335,539	1,335,539	0	5.17	0.00		
	TOTAL PORTFOLIO				0.00	1,335,539	1,335,539	0	5.17	0.00		

City of Sacramento
Asset Listing
CADA
CADA B - Taxable
As of September 30, 2007

Cusip	Security Symbol	Security Name / Issuer	Int Rate	Maturity Date	Quantity	Unadjusted Cost	Market Value	Accrued Interest	Yield	Dur	S & P	Moody
	CASH AND EQUIVALENTS											
POOLA	PoolA	Pool A Cash	5.17			3,867,432	3,867,432		5.17	0.00		
INTRECEIV	intreceiv	Pool A Interest Receivable	5.17			51,940	51,940		5.17	0.00		
					0.00	3,919,371	3,919,371	0	5.17	0.00		
	TOTAL PORTFOLIO				0.00	3,919,371	3,919,371	0	5.17	0.00		

Asset Listing

American River Flood Control District

As of September 30, 2007

Cusip	Security Symbol	Security Name / Issuer	Int Rate	Maturity Date	Quantity	Unadjusted Cost	Market Value	Accrued Interest	Yield	Dur	S & P	Moody
	CASH AND EQUIVALENTS											
	POOLA	Pool A Cash	5.17			995,290	995,290		5.17	0.00		
	INTRECEIV	Pool A Interest Receivable	5.17			16,637	16,637		5.17	0.00		
					0.00	1,011,926	1,011,926	0	5.17	0.00		
	TOTAL PORTFOLIO				0.00	1,011,926	1,011,926	0	5.17	0.00		

City of Sacramento
Asset Listing
The Natomas Basin Conservancy
TNBC

As of September 30, 2007

Cusip	Security Symbol	Security Name / Issuer	Int Rate	Maturity Date	Quantity	Unadjusted Cost	Market Value	Accrued Interest	Yield	Dur	S & P	Moody
	CASH AND EQUIVALENTS											
	POOLA	Pool A Cash	5.17			4,778,269	4,778,269		5.17	0.00		
	INTRECEIV	Pool A Interest Receivable	5.17		0.00	62,757	62,757		5.17	0.00		
						4,841,026	4,841,026	0	5.17	0.00		
	TOTAL PORTFOLIO				0.00	4,841,026	4,841,026	0	5.17	0.00		

City of Sacramento
Asset Listing
Sacramento Public Library Authority
SPLA

As of September 30, 2007

Cusip	Security Symbol	Security Name / Issuer	Int Rate	Maturity Date	Quantity	Unadjusted Cost	Market Value	Accrued Interest	Yield	Dur	S & P	Moody
	CASH AND EQUIVALENTS											
POOLA	PoolA	Pool A Cash	5.17			18,086,741	18,086,741		5.17	0.00		
INTRECEIV	intreceiv	Pool A Interest Receivable	5.17			245,079	245,079		5.17	0.00		
					0.00	18,331,820	18,331,820	0	5.17	0.00		
	TOTAL PORTFOLIO				0.00	18,331,820	18,331,820	0	5.17	0.00		

City of Sacramento
Summary of Transactions
September-07

Exhibit M

Local Agency Funds:

	Pool A	Ethel Hart F	Ethel Hart E	Public Trust F	Public Trust E	G. Clark Trust F	G. Clark Trust E	Total
Purchases	\$ 62,939,792	\$ 32,216	\$ 43,534	\$ 38,082	\$ 104,167	\$ 23,111	\$ 45,701	\$ 63,226,603
Sales	-	-	32,667	-	-	-	36,755	69,422
Maturities	82,272,096	-	-	-	-	33	-	82,272,129
Calls	15,000,000	-	-	-	-	-	-	15,000,000
Contributions	47,512,884	-	-	-	-	-	-	47,512,884
Withdrawals	84,170,216	-	-	3,693	4,721	1,089	264	84,179,983
Total	\$ 291,894,988	\$ 32,216	\$ 76,201	\$ 41,775	\$ 108,888	\$ 24,233	\$ 82,720	\$ 292,261,021

Outside Agency Funds:

Sacramento Housing & Redevelopment Agency (SHRA) Funds:

	Pool D	Pool J	Pool L	Pool M	Pool N	Total
Purchases	\$ 11,793,187	\$ -	\$ -	\$ -	\$ -	\$ 11,793,187
Sales	-	-	-	-	-	-
Maturities	11,449,013	-	-	-	-	11,449,013
Calls	3,000,000	-	-	-	-	3,000,000
Contributions	4,143,460	-	-	-	-	4,143,460
Withdrawals	9,700,000	23,348	120,112	11,052	30,443	9,884,955
Total	\$ 40,085,660	\$ 23,348	\$ 120,112	\$ 11,052	\$ 30,443	\$ 40,270,615

	Pool Q	Pool R	Pool S	Pool T	Pool U	Pool V	Total
Purchases	\$ -	\$ -	\$ -	\$ -	\$ -	\$ -	\$ -
Sales	-	-	-	-	-	-	-
Maturities	-	-	-	-	-	-	-
Calls	-	-	-	-	-	-	-
Contributions	-	-	-	-	-	-	-
Withdrawals	197,466	296,593	24,941	12,295	54,522	42,203	628,020
Total	\$ 197,466	\$ 296,593	\$ 24,941	\$ 12,295	\$ 54,522	\$ 42,203	\$ 628,020

Total SHRA **\$ 40,898,635**

**City of Sacramento
Summary of Transactions
September-07**

Exhibit M

Sacramento City Employees' Retirement System (SCERS) Funds:

	<u>Fixed</u>	<u>Fixed Alt Eqty</u>	<u>Large Cap</u>	<u>S&P Barra Value</u>	<u>Total</u>
Purchases	\$ 12,000,000	\$ 6,491,963	\$ 6,485,681	\$ 12,901,068	\$ 37,878,712
Sales	978,600	6,388,851	2,532,518	916,279	10,816,248
Expenses	2,097	-	-	-	2,097
Maturities	1,713,752	-	-	-	1,713,752
Calls	-	-	-	-	-
Contributions	-	-	268,000	-	268,000
Withdrawals	613,892	213,753	349,488	15,693	1,192,826
Total	\$ 15,308,341	\$ 13,094,567	\$ 9,635,687	\$ 13,833,040	\$ 51,871,635

	<u>International Portfolios</u>						<u>Total</u>
	<u>Canada</u>	<u>China</u>	<u>EAFE</u>	<u>Japan</u>	<u>Latin Am</u>	<u>India</u>	
Purchases	\$ -	\$ 2,954,392	\$ 2,943,171	\$ -	\$ 1,084,158	\$ -	\$ 6,981,721
Sales	-	-	1,422,566	-	1,495,943	-	2,918,509
Maturities	-	-	-	-	-	-	-
Calls	-	-	-	-	-	-	-
Contributions	-	3,100,000	250,000	-	1,042,000	-	4,392,000
Withdrawals	-	9,652	1,432,886	179	1,501,906	1,492,540	4,437,163
Total	\$ -	\$ 6,064,044	\$ 6,048,623	\$ 179	\$ 5,124,007	\$ 1,492,540	\$ 18,729,393

Total SCERS \$ 70,601,028

Capitol Area Development Authority (CADA) Funds:

	<u>CADA</u>	<u>CADA-A</u>	<u>CADA-B</u>	<u>Total</u>
Purchases	\$ -	\$ -	\$ -	\$ -
Sales	-	-	-	-
Maturities	-	-	-	-
Calls	-	-	-	-
Contributions	-	-	-	-
Withdrawals	532,000	-	-	532,000
Total	\$ 532,000	\$ -	\$ -	\$ 532,000

All Others Funds:

	<u>United Way F</u>	<u>United Way E</u>	<u>Am. River</u>	<u>TNBC</u>	<u>SPLA</u>	<u>Total</u>
Purchases	\$ 24,481	\$ 318,332	\$ -	\$ -	\$ -	\$ 342,813
Sales	-	38,111	-	-	-	38,111
Expenses	-	-	-	-	-	-
Maturities	-	-	-	-	-	-
Calls	-	-	-	-	-	-
Contributions	-	-	-	-	-	-
Withdrawals	-	-	80,000	-	-	80,000
Total	\$ 24,481	\$ 356,443	\$ 80,000	\$ -	\$ -	\$ 460,924

GRAND TOTAL \$ 404,753,608

City of Sacramento
TRANSACTION SUMMARY
Pool A
City General Pool

Trade Date	Security	Quantity	Total Cost
<u>PURCHASES</u>			
9/18/2007	3m Company 5.125% Due 11-06-09	5,000,000	\$ 5,047,750
9/17/2007	AIG Funding Inc 5.000% Due 09-18-07	4,500,000	4,499,375
9/20/2007	AIG Funding Inc 4.650% Due 09-21-07	2,000,000	1,999,742
9/21/2007	AIG Funding Inc 4.680% Due 09-25-07	8,250,000	8,245,710
9/6/2007	American General Finance Corp 5.150% Due 09-07-07	5,160,000	5,159,262
9/28/2007	American General Finance Corp 4.900% Due 10-01-07	4,600,000	4,598,122
9/17/2007	Bank of America CD 5.400% Due 12-17-07	11,000,000	11,000,000
9/19/2007	Berkshire Hathaway 5.125% Due 09-15-12	5,000,000	4,994,350
9/19/2007	Citigroup Inc 5.125% Due 02-14-11	1,627,000	1,623,518
9/4/2007	Toyota Motor Credit Corp 4.900% Due 09-06-07	3,000,000	2,999,183
9/14/2007	UBS AG Stamford Ct 5.490% Due 02-14-08	6,800,000	6,801,130
9/4/2007	UBS Finance DE 5.670% Due 10-04-07	6,000,000	5,971,650
TOTAL PURCHASES		62,937,000	\$ 62,939,792
<u>CALLS</u>			
9/28/2007	Freddie Mac 6.000% Due 06-21-12	15,000,000	\$ 15,000,000
TOTAL CALLS		15,000,000	\$ 15,000,000
<u>MATURITIES</u>			
9/18/2007	AIG Funding Inc 5.000% Due 09-18-07	4,500,000	\$ 4,499,375
9/21/2007	AIG Funding Inc 4.650% Due 09-21-07	2,000,000	1,999,742
9/25/2007	AIG Funding Inc 4.680% Due 09-25-07	8,250,000	8,245,710
9/7/2007	American General Finance Corp 5.150% Due 09-07-07	5,160,000	5,159,262

**City of Sacramento
TRANSACTION SUMMARY
Pool A
City General Pool**

Trade Date	Security	Quantity	Total Cost
9/4/2007	Cargill Global Fund 5.480% Due 09-04-07	6,100,000	6,088,857
9/11/2007	Fannie Mae 5.070% Due 09-11-07	3,500,000	3,427,048
9/17/2007	Freddie Mac 5.070% Due 09-17-07	3,500,000	3,425,570
9/21/2007	Freddie Mac 5.070% Due 09-21-07	11,000,000	10,660,532
9/17/2007	Freddie Mac 5.000% Due 09-17-07	10,706,000	10,692,956
9/11/2007	General Electric Capital Corp 5.170% Due 09-11-07	7,500,000	7,349,208
9/14/2007	Merrill Lynch & Co 4.250% Due 09-14-07	5,000,000	5,000,000
9/6/2007	Toyota Motor Credit Corp 4.900% Due 09-06-07	3,000,000	2,999,183
9/7/2007	Toyota Motor Credit Corp 5.250% Due 09-07-07	775,000	774,096
9/20/2007	U. S. Treasury Bill 4.890% Due 09-20-07	2,000,000	1,950,557
9/10/2007	US Bank CD 5.270% Due 09-10-07	10,000,000	10,000,000

TOTAL MATURITIES

82,991,000	\$	82,272,096
-------------------	-----------	-------------------

CONTRIBUTIONS

9/4/2007	B Of A Cash	\$ 25,718
9/4/2007	B Of A Cash	1,301,267
9/5/2007	B Of A Cash	963,758
9/6/2007	B Of A Cash	1,159,433
9/7/2007	B Of A Cash	1,791,276
9/10/2007	B Of A Cash	1,158,661
9/11/2007	B Of A Cash	3,642,541
9/12/2007	B Of A Cash	5,013
9/13/2007	B Of A Cash	2,995,742
9/14/2007	B Of A Cash	1,420,036
9/17/2007	B Of A Cash	231,332
9/17/2007	B Of A Cash	587,730
9/18/2007	B Of A Cash	3,327,360
9/19/2007	B Of A Cash	1,043,654
9/20/2007	B Of A Cash	687,555
9/21/2007	B Of A Cash	3,619,322
9/24/2007	B Of A Cash	1,439,143
9/25/2007	B Of A Cash	5,140,111
9/26/2007	B Of A Cash	2,299,116

City of Sacramento
TRANSACTION SUMMARY
Pool A
City General Pool

Trade Date	Security	Quantity	Total Cost
9/27/2007	B Of A Cash		546,602
9/28/2007	B Of A Cash		2,540,090
9/4/2007	Fidelity Fund		1,007
9/4/2007	Fidelity Fund		1,734
9/4/2007	Fidelity Fund		525
9/4/2007	Fidelity Fund		412
9/4/2007	Fidelity Fund		376
9/4/2007	Fidelity Fund		1,604,062
9/4/2007	Fidelity Fund		40,330
9/5/2007	Fidelity Fund		290
9/5/2007	Fidelity Fund		435
9/5/2007	Fidelity Fund		163,011
9/5/2007	Fidelity Fund		43,500
9/6/2007	Fidelity Fund		23,098
9/6/2007	Fidelity Fund		2,382,263
9/7/2007	Fidelity Fund		70
9/7/2007	Fidelity Fund		179,395
9/7/2007	Fidelity Fund		12,480
9/7/2007	Fidelity Fund		23,504
9/7/2007	Fidelity Fund		305
9/10/2007	Fidelity Fund		539
9/10/2007	Fidelity Fund		691
9/10/2007	Fidelity Fund		342
9/10/2007	Fidelity Fund		13,280
9/11/2007	Fidelity Fund		415
9/11/2007	Fidelity Fund		415
9/11/2007	Fidelity Fund		207
9/11/2007	Fidelity Fund		16,600
9/11/2007	Fidelity Fund		242,975
9/12/2007	Fidelity Fund		360
9/12/2007	Fidelity Fund		264
9/12/2007	Fidelity Fund		144
9/12/2007	Fidelity Fund		83,677
9/14/2007	Fidelity Fund		525
9/14/2007	Fidelity Fund		246
9/14/2007	Fidelity Fund		1,010,624
9/17/2007	Fidelity Fund		581
9/17/2007	Fidelity Fund		180
9/17/2007	Fidelity Fund		53
9/17/2007	Fidelity Fund		222
9/17/2007	Fidelity Fund		31
9/17/2007	Fidelity Fund		19
9/17/2007	Fidelity Fund		354,706
9/17/2007	Fidelity Fund		9,412
9/17/2007	Fidelity Fund		1,403
9/17/2007	Fidelity Fund		2,893

City of Sacramento
 TRANSACTION SUMMARY
 Pool A
 City General Pool

<u>Trade Date</u>	<u>Security</u>	<u>Quantity</u>	<u>Total Cost</u>
9/17/2007	Fidelity Fund		179
9/17/2007	Fidelity Fund		9,652
9/17/2007	Fidelity Fund		202
9/17/2007	Fidelity Fund		1,906
9/17/2007	Fidelity Fund		540
9/17/2007	Fidelity Fund		1
9/17/2007	Fidelity Fund		4
9/20/2007	Fidelity Fund		142
9/20/2007	Fidelity Fund		43
9/24/2007	Fidelity Fund		47,563
9/24/2007	Fidelity Fund		1,446,314
9/24/2007	Fidelity Fund		1,591,755
9/25/2007	Fidelity Fund		56,163
9/25/2007	Fidelity Fund		1,907,941
9/26/2007	Fidelity Fund		195,236
9/27/2007	Fidelity Fund		47,022
9/28/2007	Fidelity Fund		1,275
9/28/2007	Fidelity Fund		640
9/28/2007	Fidelity Fund		2,222
9/28/2007	Fidelity Fund		320
9/28/2007	Fidelity Fund		320
9/28/2007	Fidelity Fund		38,400
9/28/2007	Fidelity Fund		12,800
9/28/2007	Fidelity Fund		9,180
TOTAL CONTRIBUTIONS			\$ 47,512,884

WITHDRAWALS

9/4/2007	B Of A Cash		\$ 1,126,822
9/5/2007	B Of A Cash		1,042,520
9/6/2007	B Of A Cash		2,315,780
9/7/2007	B Of A Cash		913,893
9/10/2007	B Of A Cash		698,165
9/11/2007	B Of A Cash		9,649,530
9/12/2007	B Of A Cash		80,000
9/12/2007	B Of A Cash		9,549,862
9/13/2007	B Of A Cash		834,446
9/14/2007	B Of A Cash		520,429
9/17/2007	B Of A Cash		2,292,718
9/18/2007	B Of A Cash		2,771,013
9/19/2007	B Of A Cash		240,000
9/19/2007	B Of A Cash		1,500,770
9/20/2007	B Of A Cash		597,575
9/21/2007	B Of A Cash		1,753,791
9/24/2007	B Of A Cash		1,659,142

City of Sacramento
TRANSACTION SUMMARY
Pool A
City General Pool

Trade Date	Security	Quantity	Total Cost
9/25/2007	B Of A Cash		10,136,518
9/26/2007	B Of A Cash		753,480
9/27/2007	B Of A Cash		150,000
9/27/2007	B Of A Cash		142,000
9/27/2007	B Of A Cash		1,828,501
9/28/2007	B Of A Cash		1,053,483
9/4/2007	Fidelity Fund		1,807,482
9/6/2007	Fidelity Fund		246,794
9/7/2007	Fidelity Fund		74,382
9/7/2007	Fidelity Fund		32,216
9/7/2007	Fidelity Fund		3,998,389
9/7/2007	Fidelity Fund		247,314
9/7/2007	Fidelity Fund		5,350,468
9/7/2007	Fidelity Fund		1,997,543
9/10/2007	Fidelity Fund		281,008
9/10/2007	Fidelity Fund		5,264,588
9/13/2007	Fidelity Fund		29,610
9/13/2007	Fidelity Fund		2,116,496
9/14/2007	Fidelity Fund		1,076,596
9/18/2007	Fidelity Fund		38,082
9/18/2007	Fidelity Fund		1,197,519
9/18/2007	Fidelity Fund		1,222,542
9/18/2007	Fidelity Fund		945,628
9/18/2007	Fidelity Fund		1,084,158
9/21/2007	Fidelity Fund		9,757
9/21/2007	Fidelity Fund		108,481
9/24/2007	Fidelity Fund		146,538
9/24/2007	Fidelity Fund		67,075
9/24/2007	Fidelity Fund		2,954,392
9/25/2007	Fidelity Fund		199,739
9/26/2007	Fidelity Fund		9,916
9/26/2007	Fidelity Fund		23,111
9/26/2007	Fidelity Fund		45,701
9/26/2007	Fidelity Fund		1,838,907
9/26/2007	Fidelity Fund		1,885
9/27/2007	Fidelity Fund		23,348
9/27/2007	Fidelity Fund		120,112
TOTAL WITHDRAWALS			\$ 84,170,216

City of Sacramento
TRANSACTION SUMMARY
 Pool A
 City General Pool

Trade Date	Security	Quantity	Total Cost
TOTAL TRANSACTIONS		160,928,000	\$ 291,894,988

SUMMARY

Purchases and Contributions	\$ 110,452,676
Sales, Maturities and Withdrawals	166,442,312
Calls	<u>15,000,000</u>
TOTAL TRANSACTIONS	<u>\$ 291,894,988</u>

City of Sacramento
TRANSACTION SUMMARY
Ethel Hart (Fixed)
Mutual Endowment Fund

Trade Date	Security	Quantity	Total Cost
<u>PURCHASES</u>			
9/4/2007	Southern Copper Corp Com	300	\$ 32,216
TOTAL PURCHASES		300	\$ 32,216
TOTAL TRANSACTIONS		300	\$ 32,216
SUMMARY			
Purchases and Contributions			\$ 32,216
Sales, Maturities and Withdrawals			-
TOTAL TRANSACTIONS			\$ 32,216

City of Sacramento
TRANSACTION SUMMARY
Ethel Hart (Equity)
Mutual Endowment Fund

Trade Date	Security	Quantity	Total Cost
<u>PURCHASES</u>			
9/21/2007	Freeport-McMoran Cop & G Cl B	400	\$ 43,534
TOTAL PURCHASES		400	\$ 43,534
<u>SALES</u>			
9/21/2007	Google Inc Cl A	60	\$ 32,667
TOTAL SALES		60	\$ 32,667
TOTAL TRANSACTIONS		460	\$ 76,201
 SUMMARY			
Purchases and Contributions			\$ 43,534
Sales, Maturities and Withdrawals			32,667
TOTAL TRANSACTIONS			\$ 76,201

City of Sacramento
TRANSACTION SUMMARY
 Public Trust Mutual Fund (Fixed)
 Ann Land/Bertha Henschel

Trade Date	Security	Quantity	Total Cost
 <u>PURCHASES</u>			
9/13/2007	McDonald's Corp	700	\$ 38,082
TOTAL PURCHASES		700	\$ 38,082
 <u>WITHDRAWALS</u>			
9/30/2007	Pool A Cash		\$ 3,693
TOTAL WITHDRAWALS			\$ 3,693
TOTAL TRANSACTIONS		700	\$ 41,775
 SUMMARY			
Purchases and Contributions			\$ 38,082
Sales, Maturities and Withdrawals			3,693
TOTAL TRANSACTIONS			\$ 41,775

City of Sacramento
TRANSACTION SUMMARY
 Public Trust Mutual Fund (Equity)
 Ann Land/Bertha Henschel

<u>Trade Date</u>	<u>Security</u>	<u>Quantity</u>	<u>Total Cost</u>
<u>PURCHASES</u>			
9/4/2007	Ishares Tr Dj Us Energy	300	\$ 36,972
9/4/2007	Southern Copper Corp Com	350	37,585
9/10/2007	Wal Mart Stores Inc	700	29,610
TOTAL PURCHASES		1,350	\$ 104,167
<u>WITHDRAWALS</u>			
9/30/2007	Pool A Cash		\$ 4,721
TOTAL WITHDRAWALS			\$ 4,721
TOTAL TRANSACTIONS		1,350	\$ 108,888
SUMMARY			
Purchases and Contributions			\$ 104,167
Sales, Maturities and Withdrawals			4,721
TOTAL TRANSACTIONS			\$ 108,888

City of Sacramento
TRANSACTION SUMMARY
 George H. Clark (Fixed)
 Scholarship Fund

<u>Trade Date</u>	<u>Security</u>	<u>Quantity</u>	<u>Total Cost</u>
<u>PURCHASES</u>			
9/21/2007	Bp Amoco Plc - Spons Adr	125	\$ 8,935
9/21/2007	Dow Chem Co Com	150	6,574
9/21/2007	Kinder Morgan Energy Partners Ltd	150	7,601
TOTAL PURCHASES		425	\$ 23,111
<u>MATURITIES</u>			
9/20/2007	GNMA2 POOL #2754 6.500% Due 05-20-29	33	\$ 33
TOTAL MATURITIES		33	\$ 33
<u>WITHDRAWALS</u>			
9/30/2007	Pool A Cash		\$ 1,089
TOTAL WITHDRAWALS			\$ 1,089
TOTAL TRANSACTIONS		458	\$ 24,233
SUMMARY			
	Purchases and Contributions		\$ 23,111
	Sales, Maturities and Withdrawals		1,122
TOTAL TRANSACTIONS			\$ 24,233

City of Sacramento
TRANSACTION SUMMARY
 George H. Clark (Equity)
 Scholarship Fund

<u>Trade Date</u>	<u>Security</u>	<u>Quantity</u>	<u>Total Cost</u>
<u>PURCHASES</u>			
9/21/2007	Freeport-McMoran Cop & G Cl B	150	\$ 16,325
9/21/2007	United Technologies	200	15,984
9/21/2007	Wal Mart Stores Inc	300	13,392
TOTAL PURCHASES		650	\$ 45,701
<u>SALES</u>			
9/21/2007	Gamco Growth Fund	1,359	\$ 36,755
TOTAL SALES		1,359	\$ 36,755
<u>WITHDRAWALS</u>			
9/30/2007	Pool A Cash		\$ 264
TOTAL WITHDRAWALS			\$ 264
TOTAL TRANSACTIONS		2,009	\$ 82,720
<u>SUMMARY</u>			
Purchases and Contributions			\$ 45,701
Sales, Maturities and Withdrawals			37,019
TOTAL TRANSACTIONS			\$ 82,720

**City of Sacramento
TRANSACTION SUMMARY
SHRA Local Money**

<u>Trade Date</u>	<u>Security</u>	<u>Quantity</u>	<u>Total Cost</u>
<u>POOLD</u>			
<u>PURCHASES</u>			
9/5/2007	Cargill Global Fund 5.650% Due 10-05-07	1,800,000	\$ 1,791,525
9/14/2007	UBS AG Stamford Ct 5.490% Due 02-14-08	10,000,000	10,001,662
TOTAL PURCHASES		11,800,000	\$ 11,793,187
<u>CALLS</u>			
9/28/2007	Freddie Mac 6.000% Due 06-21-12	3,000,000	\$ 3,000,000
TOTAL CALLS		3,000,000	\$ 3,000,000
<u>MATURITIES</u>			
9/14/2007	Fannie Mae 5.000% Due 09-14-07	6,000,000	\$ 5,993,203
9/14/2007	Federal Home Loan Bank 3.375% Due 09-14-07	3,000,000	2,955,810
9/14/2007	Merrill Lynch & Co 4.250% Due 09-14-07	2,500,000	2,500,000
TOTAL MATURITIES		11,500,000	\$ 11,449,013
<u>CONTRIBUTIONS</u>			
9/5/2007	Local Agency Investment Fund, Pool D		\$ 2,292,000
9/5/2007	Nations Treasury Fund		1,708,000
9/27/2007	Nations Treasury Fund		23,348
9/27/2007	Nations Treasury Fund		120,112
TOTAL CONTRIBUTIONS			\$ 4,143,460
<u>WITHDRAWALS</u>			
9/7/2007	Local Agency Investment Fund, Pool D		\$ 1,000,000
9/10/2007	Local Agency Investment Fund, Pool D		850,000
9/11/2007	Local Agency Investment Fund, Pool D		400,000
9/12/2007	Local Agency Investment Fund, Pool D		600,000
9/17/2007	Local Agency Investment Fund, Pool D		1,550,000
9/18/2007	Local Agency Investment Fund, Pool D		700,000
9/21/2007	Local Agency Investment Fund, Pool D		3,400,000
9/27/2007	Local Agency Investment Fund, Pool D		640,000

City of Sacramento
 TRANSACTION SUMMARY
 SHRA Local Money

Trade Date	Security	Quantity	Total Cost
9/10/2007	Nations Treasury Fund		150,000
9/17/2007	Nations Treasury Fund		150,000
9/27/2007	Nations Treasury Fund		260,000
TOTAL WITHDRAWALS			\$ 9,700,000
TOTAL POOL D		26,300,000	\$ 40,085,660
<u>POOL J</u>			
<u>WITHDRAWALS</u>			
9/27/2007	Pool A Cash		\$ 23,348
TOTAL			\$ 23,348
TOTAL POOL J			\$ 23,348
<u>POOL L</u>			
<u>WITHDRAWALS</u>			
9/27/2007	Pool A Cash		\$ 120,112
TOTAL WITHDRAWALS			\$ 120,112
TOTAL POOL L			\$ 120,112
<u>POOL M</u>			
<u>WITHDRAWALS</u>			
9/27/2007	Pool D Cash		\$ 11,052
TOTAL WITHDRAWALS			\$ 11,052
TOTAL POOL M			\$ 11,052
<u>POOL N</u>			
<u>WITHDRAWALS</u>			
9/27/2007	Pool D Cash		\$ 30,443
TOTAL WITHDRAWALS			\$ 30,443
TOTAL POOL N			\$ 30,443

City of Sacramento
 TRANSACTION SUMMARY
 SHRA Local Money

Trade Date	Security	Quantity	Total Cost
<u>POOL Q</u>			
<u>WITHDRAWALS</u>			
	9/27/2007 Pool D Cash		\$ 197,466
TOTAL WITHDRAWALS			\$ 197,466
TOTAL POOL Q			\$ 197,466
<u>POOL R</u>			
<u>WITHDRAWALS</u>			
	9/27/2007 Pool D Cash		\$ 296,593
TOTAL WITHDRAWALS			\$ 296,593
TOTAL POOL R			\$ 296,593
<u>POOL S</u>			
<u>WITHDRAWALS</u>			
	9/27/2007 Pool D Cash		\$ 24,941
TOTAL WITHDRAWALS			\$ 24,941
TOTAL POOL S			\$ 24,941
<u>POOL T</u>			
<u>WITHDRAWALS</u>			
	9/27/2007 Pool D Cash		\$ 12,295
TOTAL WITHDRAWALS			\$ 12,295
TOTAL POOL T			\$ 12,295

City of Sacramento
TRANSACTION SUMMARY
 SHRA Local Money

<u>Trade Date</u>	<u>Security</u>	<u>Quantity</u>	<u>Total Cost</u>
<u>POOL U</u>			
<u>WITHDRAWALS</u>			
9/27/2007	Pool D Cash		\$ 54,522
TOTAL WITHDRAWALS			\$ 54,522
TOTAL POOL U			\$ 54,522
<u>Pool V</u>			
<u>WITHDRAWALS</u>			
9/27/2007	Pool D Cash		\$ 42,203
TOTAL WITHDRAWALS			\$ 42,203
TOTAL POOL V			\$ 42,203
TOTAL TRANSACTIONS		26,300,000	\$ 40,898,635

SUMMARY

Purchases and Contributions	\$ 15,936,647
Sales, Maturities, Calls and Withdrawals	24,961,988
TOTAL TRANSACTIONS	\$ 40,898,635

City of Sacramento
TRANSACTION SUMMARY
Fixed Bond
SCERS

Trade Date	Security	Quantity	Total Cost
<u>PURCHASES</u>			
9/26/2007	Federal Home Loan Bank 6.250% Due 10-17-22	7,000,000	\$ 7,000,000
9/6/2007	Freddie Mac 6.500% Due 01-27-11	5,000,000	5,000,000
TOTAL PURCHASES		12,000,000	\$ 12,000,000
<u>SALES</u>			
9/6/2007	Fannie Mae 5.375% Due 06-12-17	1,000,000	\$ 978,600
TOTAL SALES		1,000,000	\$ 978,600
<u>MATURITIES</u>			
9/17/2007	2484 Natomas Park Dr. 7.500% Due 07-01-12	4,007	\$ 4,007
9/17/2007	2660 W. Covell Blvd/West Davis Assoc 7.250% Due 08-01-12	6,291	6,291
9/17/2007	Alhambra Medical Building 7.000% Due 05-01-09	30,958	30,958
9/15/2007	GNMA POOL #150426 9.000% Due 05-15-16	115	126
9/15/2007	GNMA POOL #157445 9.000% Due 06-15-16	182	184
9/15/2007	GNMA POOL #164169 9.000% Due 06-15-16	22	22
9/15/2007	GNMA POOL #167166 9.500% Due 08-15-16	20	21
9/15/2007	GNMA POOL #208975 9.500% Due 03-15-17	80	81
9/15/2007	GNMA POOL #211421 9.500% Due 04-15-17	122	123
9/25/2007	GNMA POOL #256393 6.000% Due 09-01-36	34,239	34,127
9/15/2007	GNMA POOL #27166 9.000% Due 12-15-08	189	161
9/15/2007	GNMA POOL #320296 8.000% Due 03-15-22	373	366
9/15/2007	GNMA POOL #329837 7.500% Due 11-15-22	524	516
9/15/2007	GNMA POOL #439515 7.000% Due 03-15-27	80	78

**City of Sacramento
TRANSACTION SUMMARY
Fixed Bond
SCERS**

<u>Trade Date</u>	<u>Security</u>	<u>Quantity</u>	<u>Total Cost</u>
9/15/2007	GNMA POOL #450066 7.500% Due 12-15-26	30	30
9/15/2007	GNMA POOL #550718 5.000% Due 11-15-35	111,423	108,428
9/15/2007	GNMA POOL #648348 5.500% Due 10-15-35	5,656	5,637
9/17/2007	Granite Office Park 7.300% Due 09-01-08	27,589	27,589
9/1/2007	Southwestern Electric Power Co 7.000% Due 09-01-07	1,500,000	1,486,230
9/4/2007	Walgreens Drugs/Adahi, Inc 6.500% Due 05-01-24	8,777	8,777
TOTAL MATURITIES		1,730,677	\$ 1,713,752
<u>EXPENSES</u>			
9/4/2007	Portfolio Investment Fees Payable		\$ 265
9/17/2007	Portfolio Investment Fees Payable		1,833
TOTAL EXPENSES			\$ 2,097
<u>WITHDRAWALS</u>			
9/30/2007	Pool A Cash		\$ 613,892
TOTAL WITHDRAWALS			\$ 613,892
TOTAL TRANSACTIONS		14,730,677	\$ 15,308,341
SUMMARY			
	Purchases and Contributions		\$ 12,000,000
	Sales, Maturities and Withdrawals		\$ 3,306,244
	Expenses		2,097
TOTAL TRANSACTIONS			\$ 15,308,341

**City of Sacramento
TRANSACTION SUMMARY
Fixed Alternative Equity Income
SCERS**

<u>Trade Date</u>	<u>Security</u>	<u>Quantity</u>	<u>Total Cost</u>
<u>PURCHASES</u>			
9/5/2007	Citizens Communctns Co	78,000	\$ 1,102,975
9/5/2007	Dominion Res Va New Com	12,000	1,018,807
9/5/2007	Duke Energy Corp	70,000	1,292,109
9/5/2007	Frontline Ltd.	22,000	1,004,929
9/13/2007	Mcdonald's Corp	22,000	1,197,519
9/5/2007	Pg & E Corp	13,000	582,549
9/19/2007	Surewest Communications	2,500	67,075
9/20/2007	Surewest Communications	7,500	199,739
9/21/2007	Surewest Communications	1,000	26,260
TOTAL PURCHASES		228,000	\$ 6,491,963
<u>SALES</u>			
9/5/2007	Abbott Laboratories Com	4,000	\$ 214,852
9/11/2007	Frontline Ltd.	22,000	1,004,929
9/5/2007	General Electric Co	20,000	712,426
9/21/2007	Ishares Tr Dj Financial Sector	2,000	218,940
9/5/2007	Johnson & Johnson	25,000	1,569,684
9/5/2007	Lilly Eli & Co	2,000	118,443
9/5/2007	Pfizer Inc	70,000	1,797,361
9/4/2007	Surewest Communications	6,200	166,562
9/5/2007	Surewest Communications	11,300	303,573
9/6/2007	Surewest Communications	8,000	214,919
9/7/2007	Surewest Communications	2,500	67,162
TOTAL SALES		173,000	\$ 6,388,851
<u>WITHDRAWALS</u>			
9/30/2007	Pool A Cash		\$ 213,753
TOTAL WITHDRAWALS			\$ 213,753
TOTAL TRANSACTIONS		401,000	\$ 13,094,567
SUMMARY			
Purchases and Contributions			\$ 6,491,963
Sales, Maturities and Withdrawals			\$ 6,602,604
TOTAL TRANSACTIONS			\$ 13,094,567

**City of Sacramento
TRANSACTION SUMMARY
Large Cap Growth
SCERS**

Trade Date	Security	Quantity	Total Cost
<u>PURCHASES</u>			
9/21/2007	Akamai Technologies	20,000	\$ 602,032
9/11/2007	Colgate Palmolive Co Com	5,000	338,003
9/11/2007	Ebay Inc	10,000	363,720
9/21/2007	Freeport-McMoran Cop & G Cl B	10,000	1,087,593
9/4/2007	Isis Pharmaceuticals Com	20,000	252,214
9/19/2007	Isis Pharmaceuticals Com	10,000	146,538
9/21/2007	Isis Pharmaceuticals Com	10,000	149,285
9/26/2007	Isis Pharmaceuticals Com	10,000	151,300
9/11/2007	Research In Motion Ltd	4,500	374,873
9/18/2007	Research In Motion Ltd	10,000	903,627
9/10/2007	Wal Mart Stores Inc	50,000	2,116,496
TOTAL PURCHASES		159,500	\$ 6,485,681
<u>SALES</u>			
9/20/2007	Nasdaq Stock Market Com	50,000	\$ 1,685,920
9/18/2007	Wal Mart Stores Inc	20,000	846,598
TOTAL SALES		70,000	\$ 2,532,518
<u>CONTRIBUTIONS</u>			
9/17/2007	Neurobiological Tec Inc Com New	57,143	\$ 268,000
TOTAL CONTRIBUTIONS		57,143	\$ 268,000
<u>WITHDRAWALS</u>			
9/17/2007	Neurobiological Technologies	57,143	\$ 268,000
9/30/2007	Pool A Cash		81,488
TOTAL WITHDRAWALS		57,143	\$ 349,488
TOTAL TRANSACTIONS		343,786	\$ 9,635,687
SUMMARY			
Purchases and Contributions			\$ 6,753,681
Sales, Maturities and Withdrawals			\$ 2,882,006
TOTAL TRANSACTIONS			\$ 9,635,687

City of Sacramento
TRANSACTION SUMMARY
S&P / Barra Value
SCERS

Trade Date	Security	Quantity	Total Cost
<u>PURCHASES</u>			
9/18/2007	Alcoa	3,000	\$ 108,481
9/13/2007	Conocophillips Com	7,000	599,334
9/13/2007	Exxon Mobil Corporation	7,000	623,208
9/4/2007	Freeport-McMoran Cop & G Cl B	11,000	987,669
9/21/2007	Freeport-McMoran Cop & G Cl B	5,000	543,868
9/4/2007	Halliburton Co	28,000	981,260
9/5/2007	Hewlett Packard Co	10,000	499,594
9/4/2007	Ishares Tr S&p500/Bar Val	30,000	2,412,615
9/5/2007	Ishares Tr S&p500/Bar Val	60,000	4,764,994
9/21/2007	Ishares Tr S&p500/Bar Val	5,000	411,122
9/4/2007	Transocean Sedco Forex Inc	9,000	968,924
TOTAL PURCHASES		175,000	\$ 12,901,068
<u>SALES</u>			
9/21/2007	Morgan Stanley Com New	15,000	\$ 916,279
TOTAL SALES		15,000	\$ 916,279
<u>WITHDRAWALS</u>			
9/30/2007	Pool A Cash		\$ 15,693
TOTAL WITHDRAWALS			\$ 15,693
TOTAL TRANSACTIONS		190,000	\$ 13,833,040
<u>SUMMARY</u>			
Purchases and Contributions			\$ 12,901,068
Sales, Maturities and Withdrawals			\$ 931,972
TOTAL TRANSACTIONS			\$ 13,833,040

City of Sacramento
TRANSACTION SUMMARY
Canada
SCERS

<u>Trade</u> <u>Date</u>	<u>Security</u>	<u>Quantity</u>	<u>Total</u> <u>Cost</u>
-----------------------------	-----------------	-----------------	-----------------------------

No transactions were found.

City of Sacramento
TRANSACTION SUMMARY
 China
 SCERS

<u>Trade Date</u>	<u>Security</u>	<u>Quantity</u>	<u>Total Cost</u>
<u>PURCHASES</u>			
9/19/2007	Ishares Tr Ftse Xnhua Idx	18,000	\$ 2,954,392
TOTAL PURCHASES		18,000	\$ 2,954,392
<u>CONTRIBUTIONS</u>			
9/24/2007	Pool A Cash		\$ 1,500,000
9/24/2007	Pool A Cash		1,400,000
9/24/2007	Pool A Cash		200,000
TOTAL CONTRIBUTIONS			\$ 3,100,000
<u>WITHDRAWALS</u>			
9/30/2007	Pool A Cash		\$ 9,652
TOTAL WITHDRAWALS			\$ 9,652
TOTAL TRANSACTIONS		18,000	\$ 6,064,044
SUMMARY			
Purchases and Contributions			\$ 6,054,392
Sales, Maturities and Withdrawals			\$ 9,652
TOTAL TRANSACTIONS			\$ 6,064,044

**City of Sacramento
TRANSACTION SUMMARY
EAFE
SCERS**

<u>Trade Date</u>	<u>Security</u>	<u>Quantity</u>	<u>Total Cost</u>
<u>PURCHASES</u>			
9/4/2007	Bhp Billiton Plc Sponsored Adr	17,000	\$ 1,002,056
9/13/2007	Bhp Billiton Plc Sponsored Adr	8,000	489,931
9/4/2007	Rio Tinto PLC Sponsored ADR	3,500	995,487
9/13/2007	Rio Tinto PLC Sponsored ADR	1,500	455,696
TOTAL PURCHASES		30,000	\$ 2,943,171
<u>SALES</u>			
9/19/2007	Ishares Tr Msci Eafe Idx	18,000	\$ 1,422,566
TOTAL SALES		18,000	\$ 1,422,566
<u>CONTRIBUTIONS</u>			
9/13/2007	Pool A Cash		\$ 250,000
TOTAL CONTRIBUTIONS			\$ 250,000
<u>WITHDRAWALS</u>			
9/24/2007	Pool A Cash		\$ 1,400,000
9/30/2007	Pool A Cash		32,886
TOTAL			\$ 1,432,886
TOTAL TRANSACTIONS		48,000	\$ 6,048,623
<u>SUMMARY</u>			
Purchases and Contributions			\$ 3,193,171
Sales, Maturities and Withdrawals			\$ 2,855,452
TOTAL TRANSACTIONS			\$ 6,048,623

City of Sacramento
TRANSACTION SUMMARY
 Japan
 SCERS

<u>Trade Date</u>	<u>Security</u>	<u>Quantity</u>	<u>Total Cost</u>
<u>WITHDRAWALS</u>			
9/30/2007	Pool A Cash		\$ 179
TOTAL WITHDRAWALS			\$ 179
TOTAL TRANSACTIONS			\$ 179
SUMMARY			
	Purchases and Contributions		\$ -
	Sales, Maturities and Withdrawals		\$ 179
TOTAL TRANSACTIONS			\$ 179

City of Sacramento
TRANSACTION SUMMARY
Latin America
SCERS

Trade Date	Security	Quantity	Total Cost
<u>PURCHASES</u>			
9/13/2007	Ishares Tr S&p Ltn Am 40	5,000	\$ 1,084,158
TOTAL PURCHASES		5,000	\$ 1,084,158
<u>SALES</u>			
9/19/2007	Ishares Tr S&p Ltn Am 40	7,000	\$ 1,495,943
TOTAL SALES		7,000	\$ 1,495,943
<u>CONTRIBUTIONS</u>			
9/13/2007	Pool A Cash		\$ 1,040,000
9/18/2007	Pool A Cash		2,000
TOTAL CONTRIBUTIONS			\$ 1,042,000
<u>WITHDRAWALS</u>			
9/24/2007	Pool A Cash		\$ 1,500,000
9/30/2007	Pool A Cash		1,906
TOTAL WITHDRAWALS			\$ 1,501,906
TOTAL TRANSACTIONS		12,000	\$ 5,124,007
<u>SUMMARY</u>			
Purchases and Contributions			\$ 2,126,158
Sales, Maturities and Withdrawals			\$ 2,997,849
TOTAL TRANSACTIONS			\$ 5,124,007

City of Sacramento
 TRANSACTION SUMMARY
 India
 SCERS

<u>Trade Date</u>	<u>Security</u>	<u>Quantity</u>	<u>Total Cost</u>
<u>WITHDRAWALS</u>			
9/13/2007	Pool A Cash		\$ 250,000
9/13/2007	Pool A Cash		1,040,000
9/18/2007	Pool A Cash		2,000
9/24/2007	Pool A Cash		200,000
9/30/2007	Pool A Cash		540
TOTAL WITHDRAWALS			\$ 1,492,540
TOTAL TRANSACTIONS			\$ 1,492,540
SUMMARY			
Purchases and Contributions			\$ -
Sales, Maturities and Withdrawals			\$ 1,492,540
TOTAL TRANSACTIONS			\$ 1,492,540

City of Sacramento
 TRANSACTION SUMMARY
 CADA

<u>Trade Date</u>	<u>Security</u>	<u>Quantity</u>	<u>Total Cost</u>
<u>CADA BANKING</u>			
<u>WITHDRAWALS</u>			
9/19/2007	Pool A Cash		\$ 240,000
9/27/2007	Pool A Cash		150,000
9/27/2007	Pool A Cash		142,000
TOTAL WITHDRAWALS			\$ 532,000
TOTAL CADA BANKING			\$ 532,000
<u>CADA A - Tax Exempt</u>			
No transactions were found.			
<u>CADA B - Taxable</u>			
No transactions were found.			
TOTAL TRANSACTIONS			\$ 532,000
SUMMARY			
Purchases and Contributions			\$ -
Sales, Maturities and Withdrawals			\$ 532,000
TOTAL TRANSACTIONS			\$ 532,000

City of Sacramento
TRANSACTION SUMMARY
 United Way (Fixed)
 From 09-01-07 To 09-30-07

<u>Trade Date</u>	<u>Security</u>	<u>Quantity</u>	<u>Total Cost</u>
<u>PURCHASES</u>			
9/13/2007	Mcdonald's Corp	450	\$ 24,481
TOTAL PURCHASES		450	\$ 24,481
TOTAL TRANSACTIONS			\$ 24,481
SUMMARY			
	Purchases and Contributions		\$ 24,481
	Sales, Maturities and Withdrawals		\$ -
TOTAL TRANSACTIONS			\$ 24,481

City of Sacramento
TRANSACTION SUMMARY
 United Way (Equity)
 From 09-01-07 To 09-30-07

<u>Trade Date</u>	<u>Security</u>	<u>Quantity</u>	<u>Total Cost</u>
<u>PURCHASES</u>			
9/4/2007	Anglo Amern Plc Adr	545	\$ 15,761
9/4/2007	Freeport-McMoran Cop & G Cl B	500	44,980
9/4/2007	Ishares Tr Dj Us Energy	400	49,295
9/21/2007	Ishares Tr Ftse Xnhua Idx	250	42,197
9/4/2007	Rio Tinto PLC Sponsored ADR	150	42,733
9/4/2007	Transocean Sedco Forex Inc	400	43,112
9/4/2007	Valero Energy Corp New Com	600	42,183
9/10/2007	Wal Mart Stores Inc	900	38,070
TOTAL		3,745	\$ 318,332
<u>SALES</u>			
9/21/2007	Google Inc Cl A	70	\$ 38,111
TOTAL SALES		70	\$ 38,111
TOTAL TRANSACTIONS			\$ 356,443
SUMMARY			
	Purchases and Contributions		\$ 318,332
	Sales, Maturities and Withdrawals		\$ 38,111
TOTAL TRANSACTIONS			\$ 356,443

City of Sacramento
TRANSACTION SUMMARY
American River Flood Control District
From 09-01-07 To 09-30-07

<u>Trade Date</u>	<u>Security</u>	<u>Quantity</u>	<u>Total Cost</u>
<u>WITHDRAWALS</u>			
9/12/2007	Pool A Cash		\$ 80,000
TOTAL WITHDRAWALS			<u>\$ 80,000</u>
TOTAL TRANSACTIONS			<u>\$ 80,000</u>
 SUMMARY			
Purchases and Contributions			\$ -
Sales, Maturities and Withdrawals			<u>\$ 80,000</u>
TOTAL TRANSACTIONS			<u>\$ 80,000</u>

City of Sacramento
TRANSACTION SUMMARY
The Natomas Basin Conservancy
TNBC

<u>Trade</u> <u>Date</u>	<u>Security</u>	<u>Quantity</u>	<u>Total</u> <u>Cost</u>
-----------------------------	-----------------	-----------------	-----------------------------

No transactions were found.

City of Sacramento
TRANSACTION SUMMARY
Sacramento Public Library Authority
SPLA

<u>Trade</u> <u>Date</u>	<u>Security</u>	<u>Quantity</u>	<u>Total</u> <u>Cost</u>
-----------------------------	-----------------	-----------------	-----------------------------

No transactions were found.