

**CITY OF SACRAMENTO
DEPARTMENT OF DEVELOPMENT SERVICES
ZONING ADMINISTRATOR
1231 I Street, Sacramento, CA 95814**

ACTION OF THE ZONING ADMINISTRATOR

On Wednesday, October 6, 2004, the Zoning Administrator approved with conditions an encroachment permit to operate a sidewalk café in the public right-of-way for the project known as Z04-065. Findings of Fact and conditions of approval for the project are listed on pages 2-3.

Project Information

Request: **Zoning Administrator Encroachment Permit** for a sidewalk café in the Residential Mixed Use (RMX-UN) zone.

Location: 1730 L Street (D3, Area 1)

Assessor's Parcel Number: 006-0175-022

Applicant: Philippe Masoud
1730 L Street
Sacramento, CA 95814

Property Owner: Stumbos Trust
1730 L Street
Sacramento, CA 95814

Project Planner: Lindsey Alagozian

BE IT RESOLVED BY THE ZONING ADMINISTRATOR OF THE CITY OF SACRAMENTO:

that a Revocable Encroachment Permit for the purpose of installing outdoor restaurant seating on a public sidewalk is hereby granted to Crepeville; whose address is as follows: 1730 L Street, Sacramento, CA; 95814

This encroachment permit for the south side of L Street, between 17th Street and 18th Street, is described as follows:


An area 8 feet wide by approximately 60 feet long along 18th Street, and an area 8 feet wide by 17 feet deep adjacent to the street along L Street (Exhibit A).

Crepeville has obtained a special permit for the sidewalk café located at 1730 L Street through a previous planning process. This permit is granted subject to the "General Provision-Revocable Encroachment Permit" regulations, which were adopted by the City Council in Resolution No. 81-845 dated November 17, 1981. A valid Certificate of Insurance, as required by the General Provisions, is on file with Risk Management and Insurance Division of the City of Sacramento. This Certificate of Insurance must be current at all times the sidewalk is used as a sidewalk cafe.

Conditions


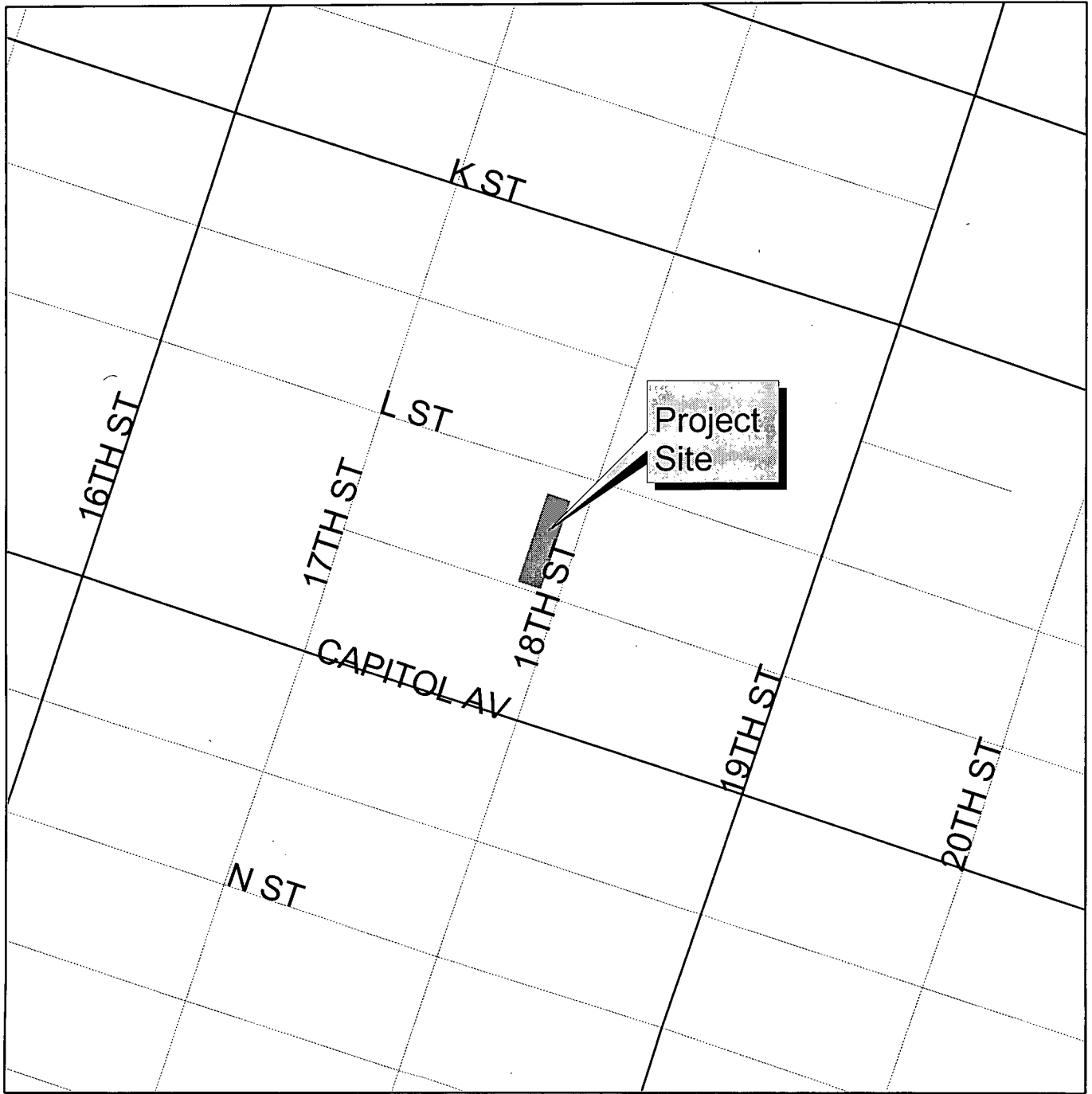
1. This Special Permit is for the use of a sidewalk café with a seating capacity of twenty-seven (27).
2. A clear pathway a minimum of 48 inches must be maintained at all times between the café and all other structures or obstacles in the public right-of-way such as the edge of tree wells, parking meters, signs, etc. Path of travel shall be consistent with the submitted plans (See Exhibit A).
3. The applicant shall install a fence consistent with Detail 1 of the submitted plans (See Exhibit B). The fence shall be constructed out of metal and shall be green in color (to match existing iron fencing on the building). No signage is permitted to be located on the fence.
4. The applicant shall have all parking meters rotated such that they are accessible to the public from the street side prior to the installation of the fence (contact the Parking Meter Shop at 808-5631).
5. The tree wells shall be maintained to the satisfaction of the City Arborist. Please contact Dan Pskowski at 768-8604 with any questions.
6. No public pay telephones shall be maintained on the exterior of the premises.
7. Handicap accessible seating shall be provided.
8. Restaurant windows shall be left unobstructed to all viewing of the interior of the business by patrolling police and so that the outdoor seating area is visible for monitoring from inside the restaurant.
9. Hours of operation of the sidewalk dining area shall be 7:00 AM to 12:00 AM. When the sidewalk area is not in use for seating and service, all removable fixtures (i.e., chairs, umbrellas, etc.) shall be stored on the restaurant property.
10. The outdoor dining furniture shall be consistent with approved photos (See Exhibits C and D).
11. The outdoor furniture shall be not block any exit and shall allow for handicap access and exiting space.
12. The sidewalk area within 100 feet of the restaurant and sidewalk café shall be monitored for trash that may be produced by this establishment. The employees and owners of the establishment shall be responsible for keeping this area clean of trash generated by the restaurant / sidewalk café use.
13. All illegal activities observed on or around the business shall be promptly reported to the Police Department.
14. Decorative planting shall be maintained so as not to obstruct or diminish lighting levels throughout the project.

15. No lights or signs shall be attached to or hung from the fencing, umbrellas or trees, located in the sidewalk area.
16. No live music, amplified music or sound system shall be installed or be audible in the sidewalk area.
17. The applicant shall contact the Zoning Administrator's staff for a final inspection of the sidewalk café area to insure compliance with conditions of approval prior to operation of the sidewalk café area (contact Lindsey Alagozian, 808-2659).



Joy D. Patterson
Zoning Administrator

cc: File
Applicant
ZA Log Book




Development Services
Department

Geographic
Information
Systems

Vicinity Map



Development Services
Department

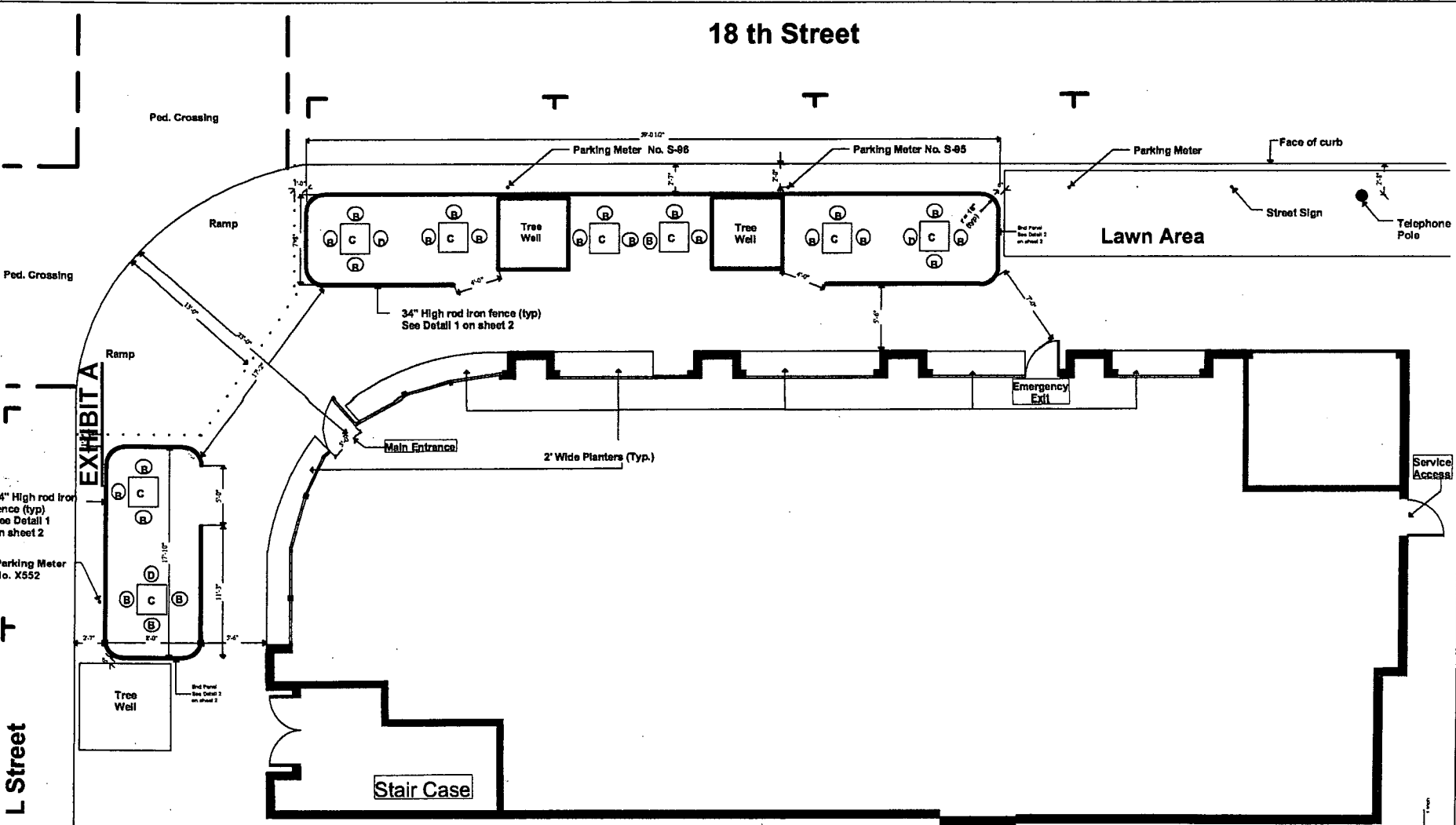
Geographic
Information
System

Land Use & Zoning



18 th Street

Item 1



Date:	09/17/04
Drawn by:	PM
Scale:	1/4" = 1'
Sheet:	1 of 2
Crepeville 1730 L STREET Parcel No. 006-0175-022 Pe#04060603004	
Revised Layout Side Walk Cafe Z04-065	

Notes:

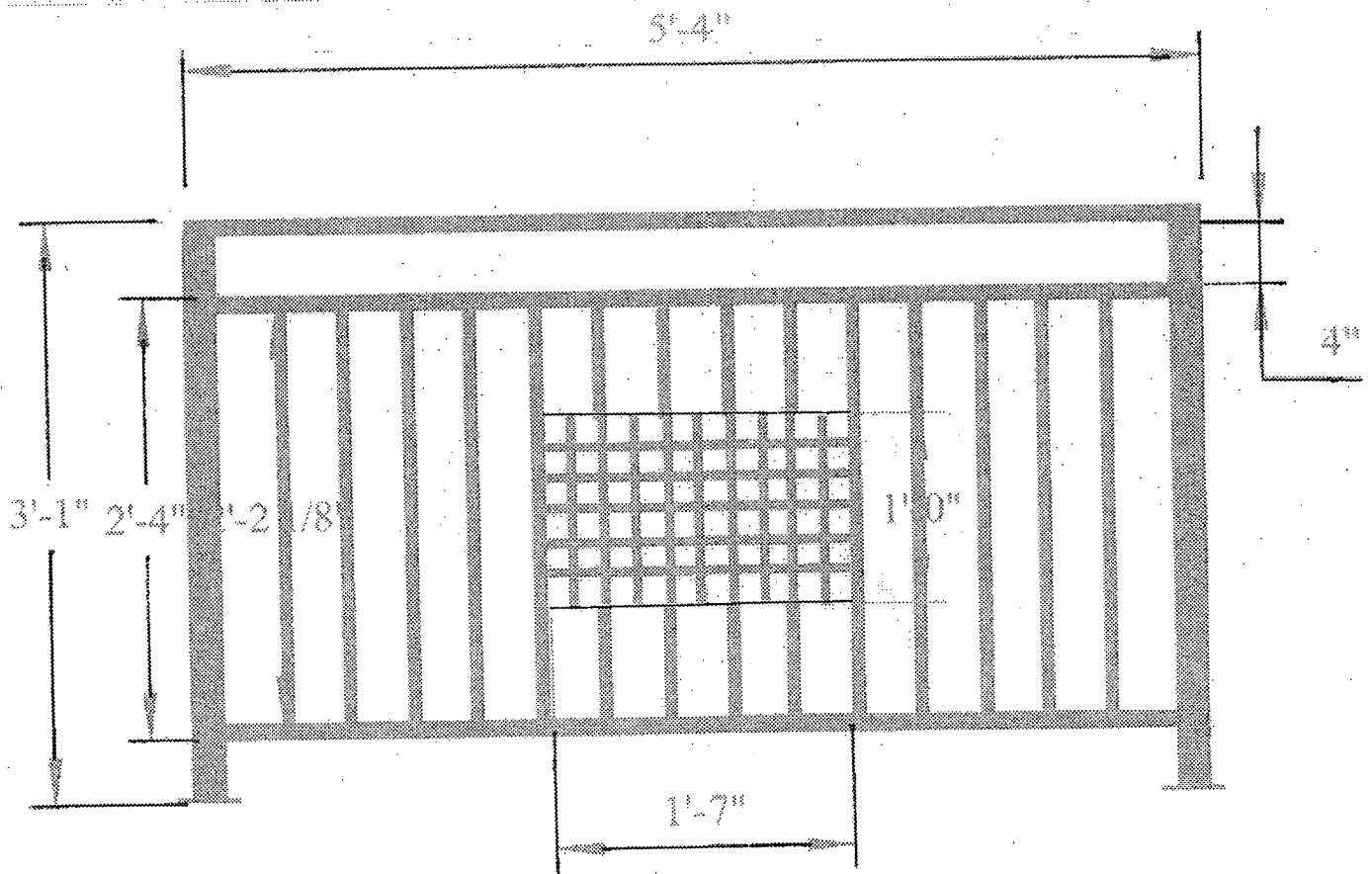
- See catalog cut sheets for size and color of tables C.
- See catalog cut sheets for details on chairs B & D.
- For rod iron fence detail see detail 1 on sheet 2.
- For the two end panels see detail 2 on sheet 2.
- See attached photos for surrounding area.
- Posts will be placed at 6' max. spacing and anchored using 1/4" plates with 3"-3/8" concrete anchor bolts (4 for each plate).

File No. Z04 - 065

Z04-065
REVISED

REC'D SEP 17 2004

EXHIBIT B



Detail 1

Wood


Synthetic Teakwood Finish



TEAKWOOD
BOIS
MADERA



*WOOD GRAIN
TEXTURE
TEXTURE BOIS
TEXTURA MADERA



ATLANTIC*
WD, BB, AG, WH



ACADIA*
WD, WH, AG



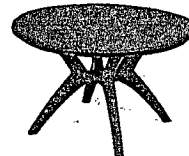
KERALA*
WD




ATLANTIC 32" SQUARE
PEDESTAL TABLE
TABLE CARREE PLIANTE/
MESA CUADRADA PLEGABLE
80CM X 80CM
WD



ATLANTIC 38" ROUND
FOLDING TABLE
TABLE RONDE PLIANTE/
MESA REDONDA PLEGABLE
98CM
WD



ATLANTIC 46" ROUND
PEDESTAL TABLE
TABLE RONDE/
MESA REDONDA
118CM
WD



BAHIA 16" X 16" LOW TABLE
TABLE BASSE/MESA BAJA 40CM X 40CM
WD

REC'D SEP 17 2004

Metal

Synthetic Metal Finish

EXHIBIT C



*WRINKLED METAL TEXTURE
TEXTURE METAL MARTELE/
TEXTURA METAL MARTILLADA



CHARCOAL
ANTHRACITE/
CARBON



METAL GREEN
VERT METAL/
VERDE METAL



BRONZE MIST
BRONZE/VELO
DE BRONCE



VICTORIA CLASSIC+
CH, MG, BZ



COLOMBO+
CH, MG, BZ



SEVILLE+
CH, MG



SAVANNAH+
CH, MG, BZ




42" TOKYO
STONE WITH
Y LEG BASE
TABLE RONDE/
MESA REDONDA
105CM
PIED Y/PIE Y



VICTORIA CLASSIC 46"
TABLE
TABLE RONDE/
MESA REDONDA 118CM
VICTORIA 38" ROUND
FOLDING TABLE
TABLE RONDE PLIANTE/
MESA REDONDA
PLEGABLE
98CM



32" ONYX MARBLE TABLE
WITH 2000 BASE
TABLE CARREE/MESA
CUADRADA 80CM X 80CM
PIED 2000/PIE 2000
BZ



BORA CLASSIC+
CH, MG, BZ
VICTORIA CLASSIC 32" SQUARE
FOLDING TABLE
TABLE CARREE PLIANTE/
MESA CUADRADA PLEGABLE
80CM X 80CM
CH



**COULEURS DE RESINE
COLORES DE RESINA**

- WHITE** WH
BLANC/ BLANCO
- BOSTON BLUE** BB
BLEU BOSTON
AZUL BOSTON
- AMAZON GREEN** AG
VERT AMAZONIE
VERDE AMAZONA
- SANDSTONE** SA
SABLE
ARENA
- BORDEAUX** BX
VINO
- CHARCOAL** CH
ANTHRACITE
CARBON
- SAGE GREEN** SG
VERT BRONZE
VERDE BRONCE
- METAL GREEN** MG
VERT METAL
VERDE METAL
- BRONZE MIST** BZ
BRONZE
VELO DE BRONCE

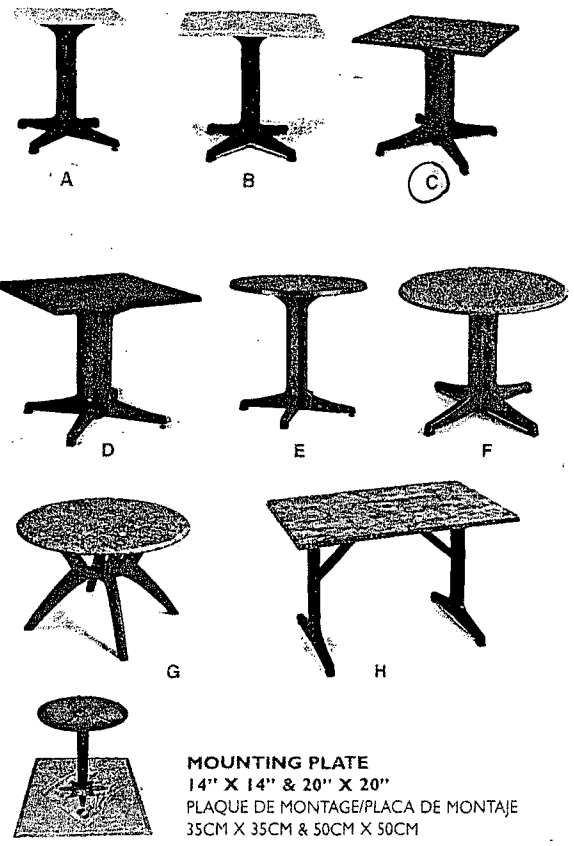
Molded Melamine

**TABLE TOP FINISHES
FINITIONS DES PLATEAUX
DISENOS DE CUBIERTAS**

- WH** WHITE
BLANC
BLANCO
- JS** JADE STONE
PIERRE DE JADE
VERDE DIAMONTE
- OM** ONYX MARBLE
- SG** SANTA FE
- GG** GRANITE GREEN
VERT GRANITE
GRANITO VERDE
- RS** RUBY STONE
PIERRE DE RUBIS
RUBI DIAMONTE
- GS** GRANITE SAND
SABLE GRANITE
GRANITO ARENA
- TS** TOKYO STONE
PIERRE DE TOKYO
PIEDRA DE TOKYO
- MD** MARINE DECOR

EXHIBIT D

- A. 24" SQUARE TABLE TOP**
PLATEAU CARRÉ 60CM
CUBIERTA CUADRADA 60CM
WH, GG, JS[†], GS, RS[†], OM, SF, MD, TS
- B. 24" X 32" TABLE TOP**
PLATEAU/CUBIERTA: 60CM X 80CM
WH, GG, JS[†], GS, RS[†], OM, SF, TS, WD
- C. 32" SQUARE TABLE TOP**
PLATEAU CARRÉ/CUBIERTA
CUADRADA 80CM
WH, GG, JS[†], GS, RS[†], OM, SF, MD, TS
- D. 36" SQUARE TABLE TOP**
PLATEAU CARRÉ 90CM
CUBIERTA CUADRADA 90CM
WH, GG, JS[†], RS[†], OM, MD, SETS
- E. 30" ROUND TABLE TOP**
PLATEAU ROND/CUBIERTA REDONDA 75CM
WH, JS, GS, GG, SF, MD, TS, WD
- 24" ROUND TABLE TOP**
PLATEAU ROND/CUBIERTA REDONDA 60CM
WH, GG, JS, GS, OM, SF, MD
- F. 36" ROUND TABLE TOP**
PLATEAU ROND 90CM
CUBIERTA REDONDA 90CM
WH, GG, JS, GS, RS, SF, MD
- G. 42" ROUND TABLE TOP**
PLATEAU ROND 105CM
CUBIERTA REDONDA 105CM
WH, GG, JS, GS, OM, TS, MD
- 48" ROUND TABLE TOP**
PLATEAU ROND 120CM
CUBIERTA REDONDA 120CM
WH, GG, JS, GS, CH
- H. 48" X 32" TABLE TOP**
PLATEAU 120CM X 80CM
CUBIERTA 120CM X 80CM
WH, GG, JS[†], GS, RS[†], SF, MD, OM



MOUNTING PLATE
14" X 14" & 20" X 20"
PLAQUE DE MONTAGE/PLACA DE MONTAJE
35CM X 35CM & 50CM X 50CM

Winston

- BASES/PIEDS**
- A, B, E.**
RESIN PEDESTAL BASE 1000
PIED CENTRAL RESINE 1000
PIE CENTRAL RESINA 1000
WH, BB, SG, BX, AG, CH, MG, BZ, WD
- C, D, F.**
RESIN PEDESTAL BASE 2000
PIED CENTRAL RESINE 2000
PIE CENTRAL RESINA 2000
WH, BB, SG, BX, AG, CH, MG, BZ
- G. Y-LEG PEDESTAL BASE**
PIE TEMENT Y EN RESINE
PIE Y DE RESINA
WH, BB, SA, BX, AG, CH, BZ
- H. LATERAL BASE**
PIED LATERAL RESINE
BASE LATERAL DE RESINA
IB, SG, AG, BX, BZ, BK

Winston 32" Square (sold complete)
80cm (table complète/se vende completo)

Winston 36" Square (sold complete)
90cm (table complète/se vende completo)

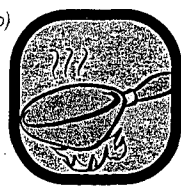


Winston 42" Round (sold complete)
105cm (table complète/se vende completo)

Winston 48"x 32" (sold complete)
60cm x 80cm (table complète/se vende completo)

Winston 24"x32" (Table top only)
60cm x 80cm (plateau seul/sole cubierta)

Winston 30" Round (Table top only)
75 cm (plateau seul/sole cubierta)


1000 pedestal base (for the above two table tops)
Pied Central Résine 1000/Pie Central Resina 1000
(pour les deux plateaux ci-dessus/para las dos cubiertas de arriba)



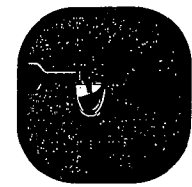
Hot Plate Resistant
Résistance à la Chaleur
Resistencia al Calor




Burn Resistant
Résistance aux Brûlures
Resistencia a las Quemaduras




Weather Resistant
Résistance au Temps
Resistencia al Tiempo



Stain Resistant
Résistance aux Tâches
Resistencia a las Manchas



Strong and Sturdy
Poids-Stabilité
Peso-Estabilidad



Scratch Resistant
Résistance aux Rayures
Resistencia a las Rayas

GREEN SEUR LAVOR