



# 2018 City of Sacramento Citizen Survey

## **OFFICE OF THE CITY AUDITOR**

INDEPENDENT BUDGET ANALYST DIVISION

JORGE OSEGUERA, CITY AUDITOR

FARISHTA AHRARY, PRINCIPAL FISCAL POLICY ANALYST

NOORIA KAKAR, SENIOR FISCAL POLICY ANALYST

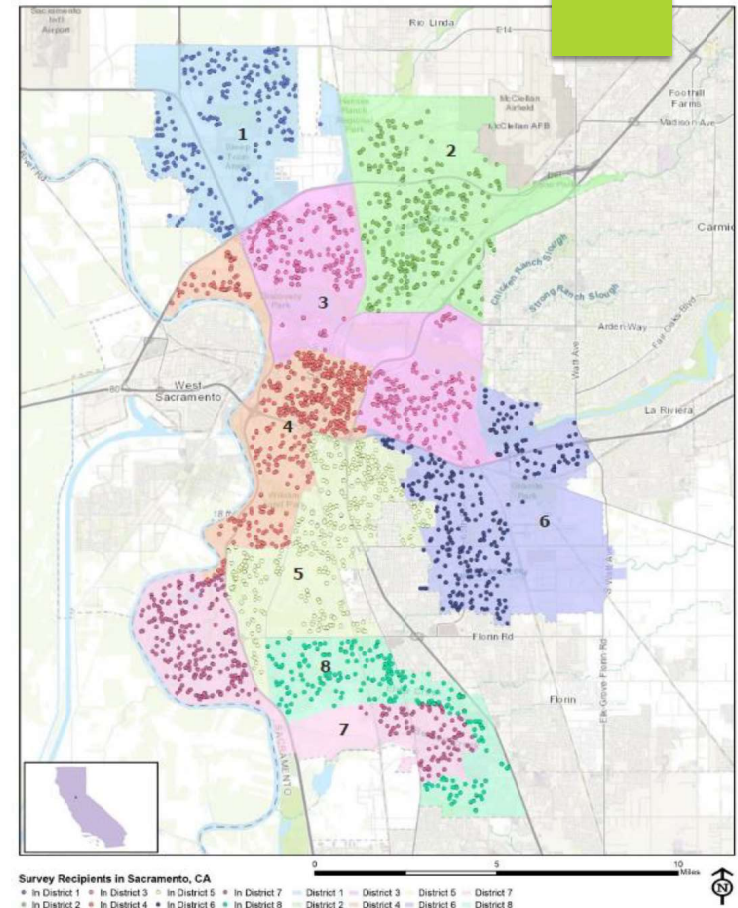
SEPTEMBER 2018

# Background

Council District	Number of Completed Surveys		Council Districts by Quadrants	Number of Completed Surveys		Council Districts by North/South	Number of Completed Surveys
1	46		Districts 1 and 4	165		North (1, 2, 3, and 4)	289
2	32		Districts 2 and 3	124		South (5, 6, 7, and 8)	213
3	92		Districts 5 and 6	121			
4	119		Districts 7 and 8	92			
5	64						
6	57						
7	69						
8	23						

Source: Analyst compiled from review of the 2018 National Citizen Survey for the City of Sacramento.

- **502 survey respondents** - statistically significant sample of City residents.
- **95 online survey respondents** - not a representative sample of City residents.



Source: 2018 National Citizen Survey Technical Appendices.

# National Citizen Survey Report

## Pillars of a Community

- ▶ Community Characteristics
- ▶ Governance
- ▶ Participation

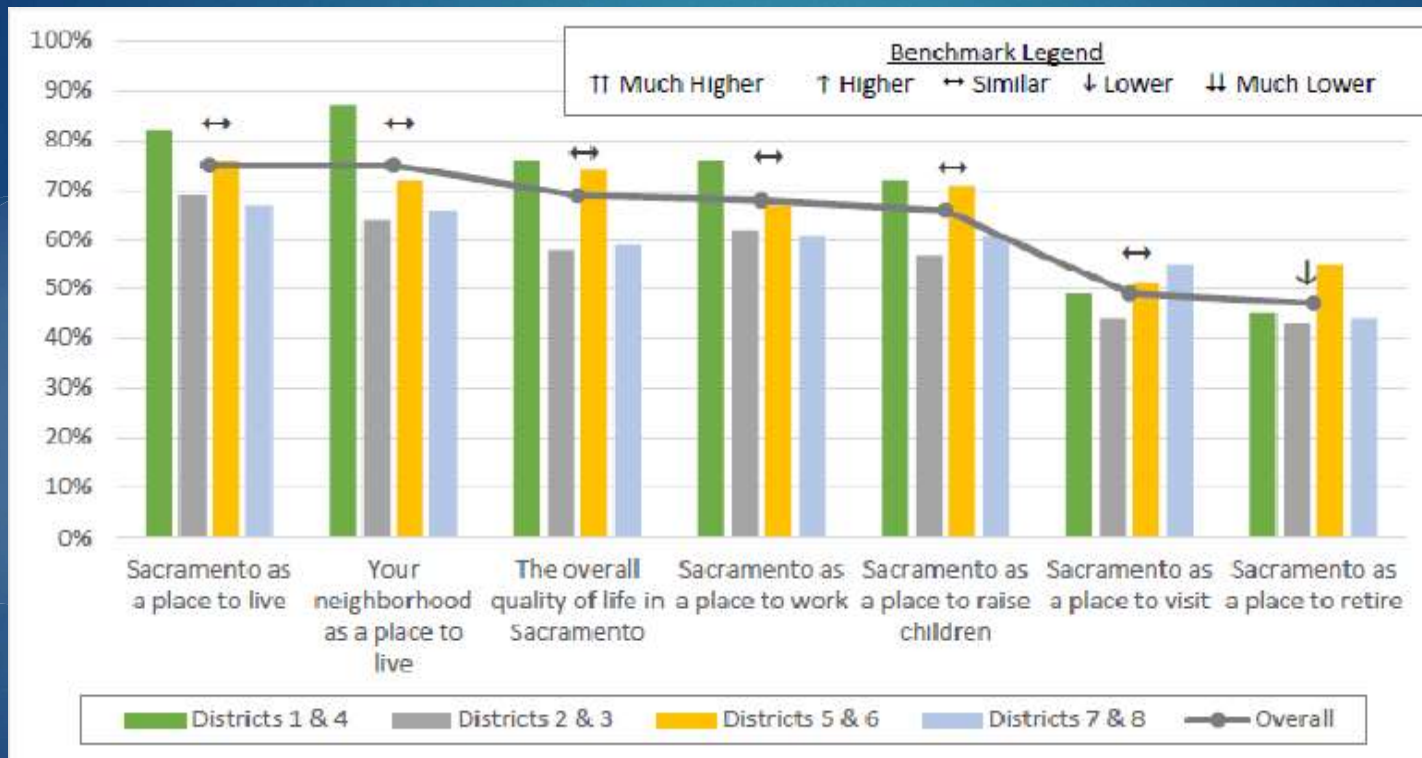
## Central Facets

- ▶ Safety
- ▶ Mobility
- ▶ Natural Environment
- ▶ Built Environment
- ▶ Economy
- ▶ Recreation and Wellness
- ▶ Education and Enrichment
- ▶ Community Engagement

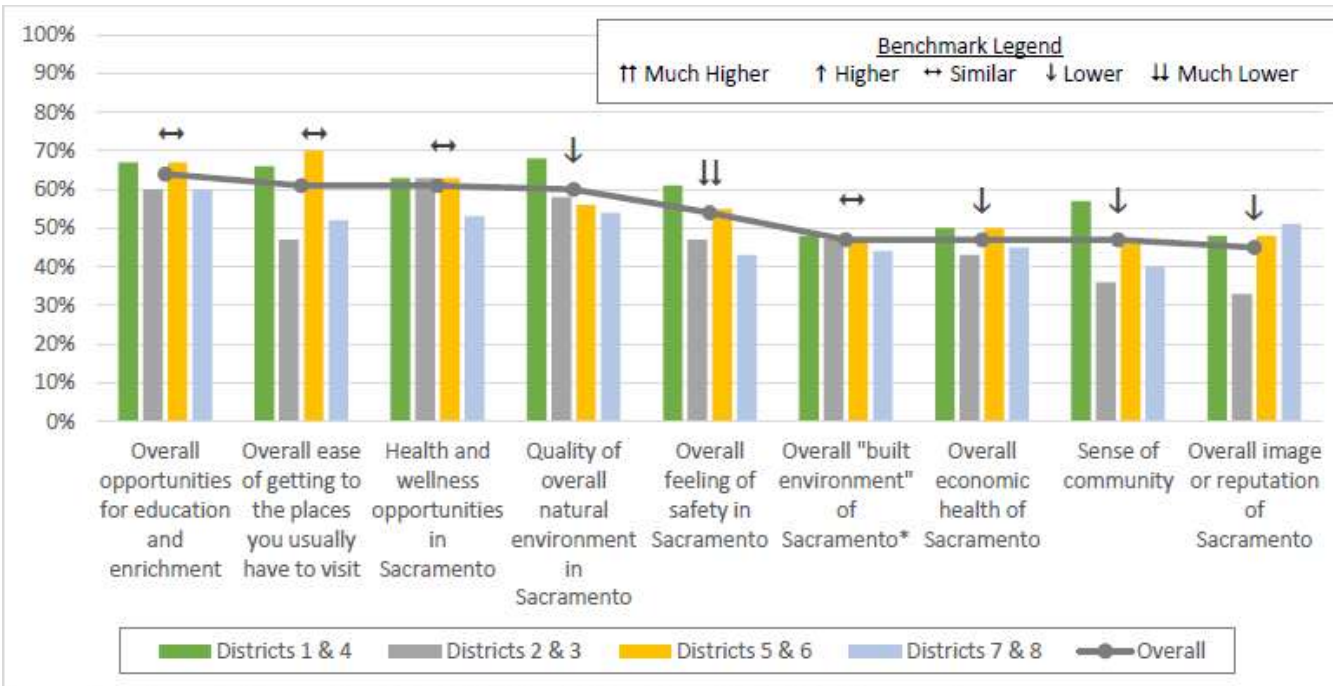
- ▶ **Executive Summary:** Office of the City Auditor's summary of results.
- ▶ **Community Livability Report:** Summary and analysis of the overall survey results.
- ▶ **Dashboard Summary of Findings:** Summary of benchmark by the eight facets and three pillars.
- ▶ **Technical Appendices:** Complete survey responses, benchmark comparisons, detailed survey methods, and survey materials.
- ▶ **Comparisons by Demographic Subgroups:** Survey results by age, sex, race/ethnicity, and housing status subgroups.
- ▶ **Comparisons by Geographic Subgroups – Supplemental Tables:** Survey results by geographic quadrants (Districts 1 and 4, 2 and 3, 5 and 6, and 7 and 8), and by North (Districts 1, 2, 3, and 4) and South (Districts 5, 6, 7, and 8).
- ▶ **Comparisons by Geographic Subgroups:** Survey results by Council District.
- ▶ **Supplemental Online Survey Results:** Survey results of the 95 online respondents.

# Overall Quality of Life in Sacramento

## Percent Rating Excellent or Good by Quadrant



Source: Analyst compiled from review of the 2018 National Citizen Survey for the City of Sacramento.

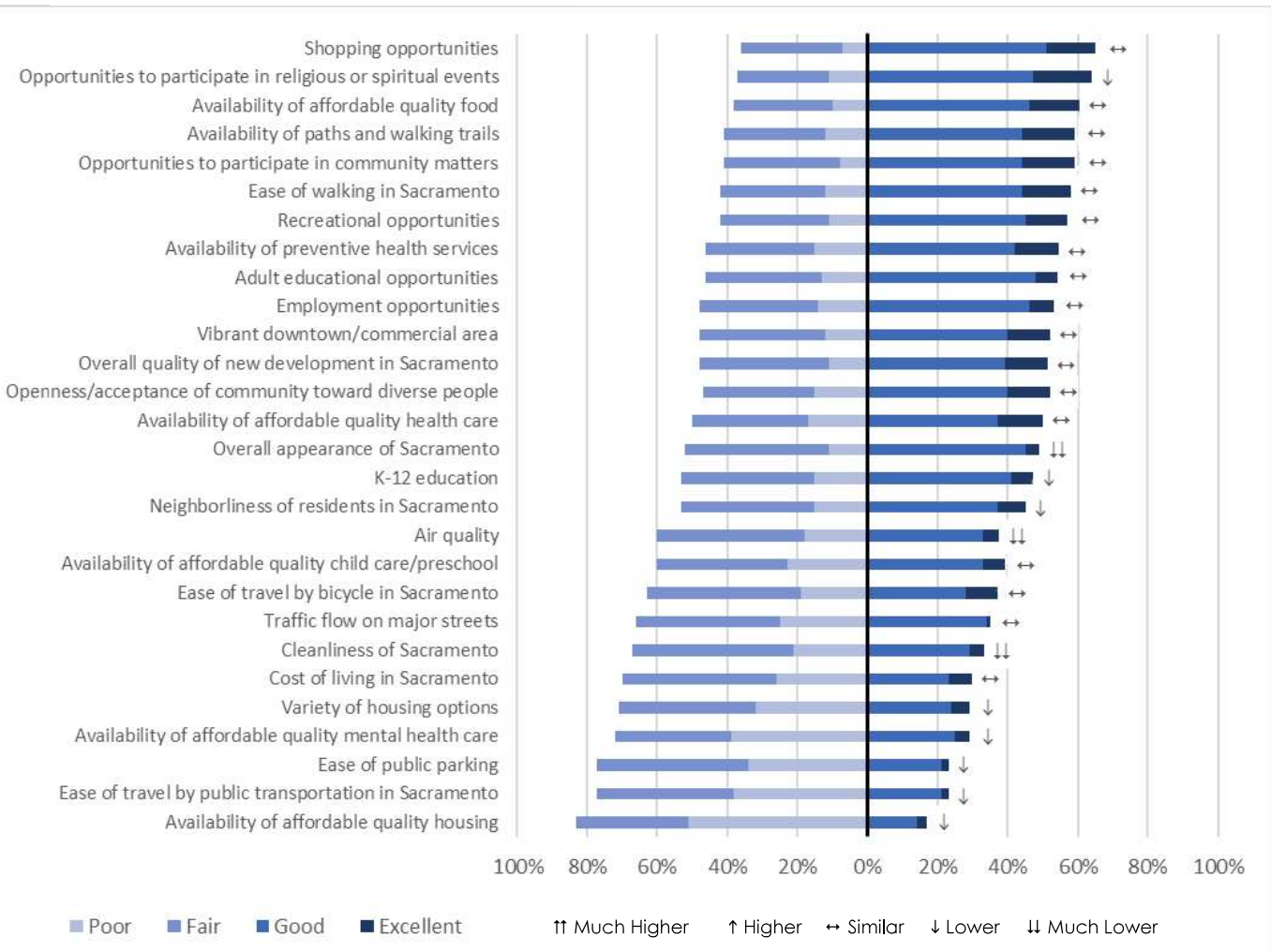


Source: Analyst compiled from review of the 2018 National Citizen Survey for the City of Sacramento.  
 \* Overall "built environment" of Sacramento includes overall design, buildings, parks and transportation systems.

# Aspects of Community Characteristics

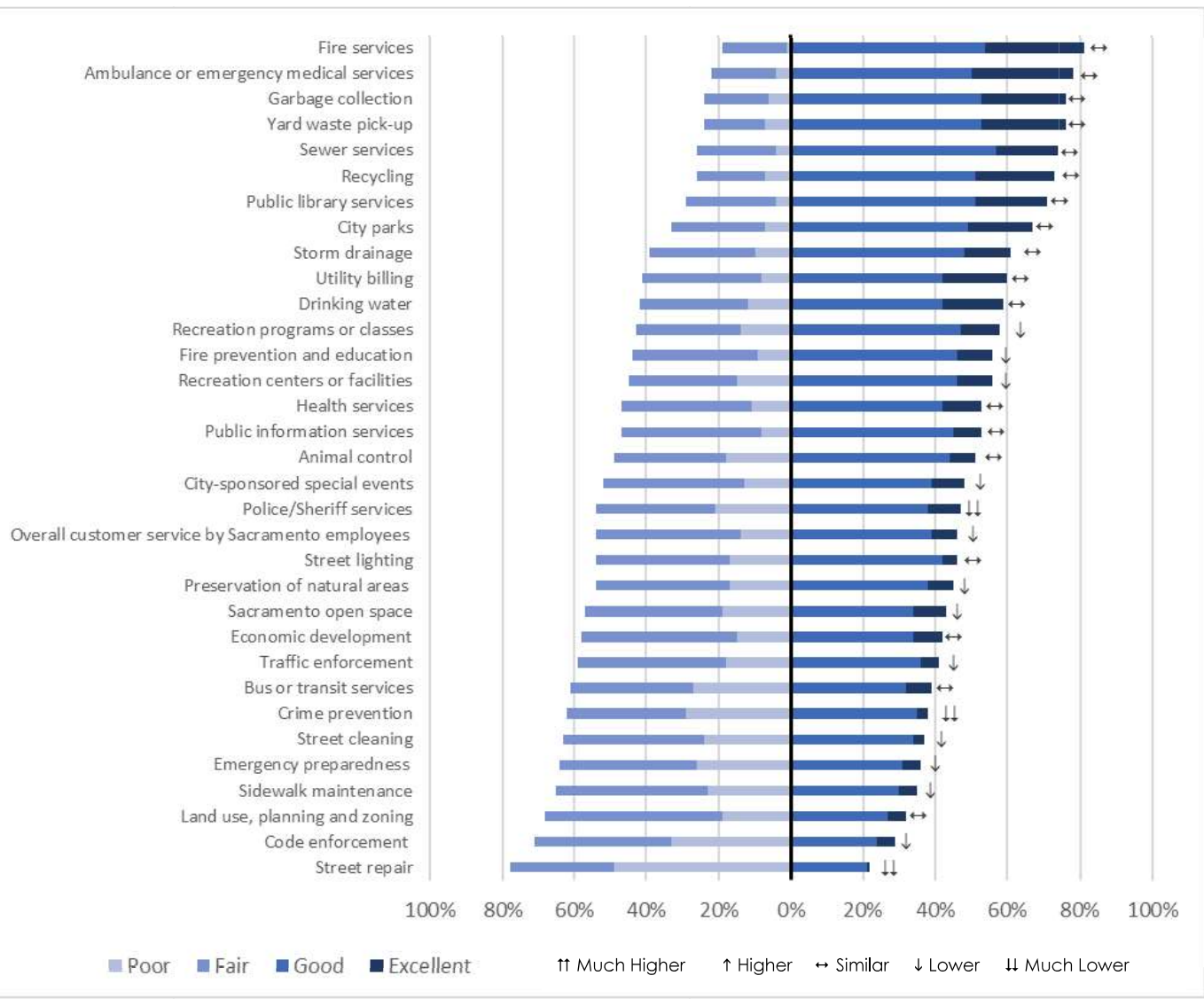
## Percent Rating Excellent or Good by Quadrant





## Respondent Ratings of Most of the Community Characteristics

Source: Analyst compiled from review of the 2018 National Citizen Survey for the City of Sacramento.

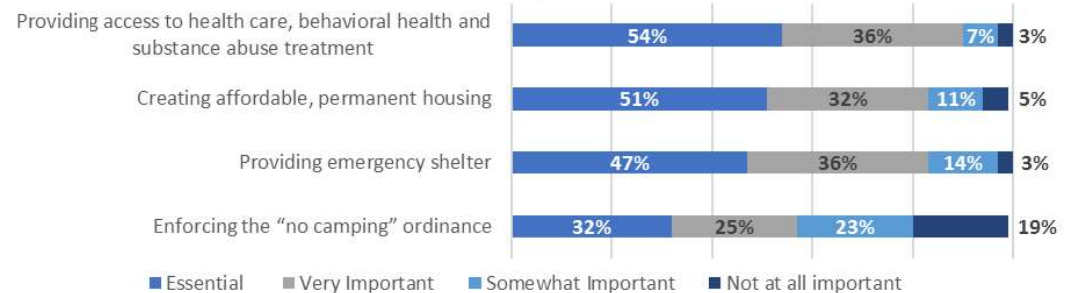


# Ratings of Quality of Services

Source: Analyst compiled from review of the 2018 National Citizen Survey for the City of Sacramento.

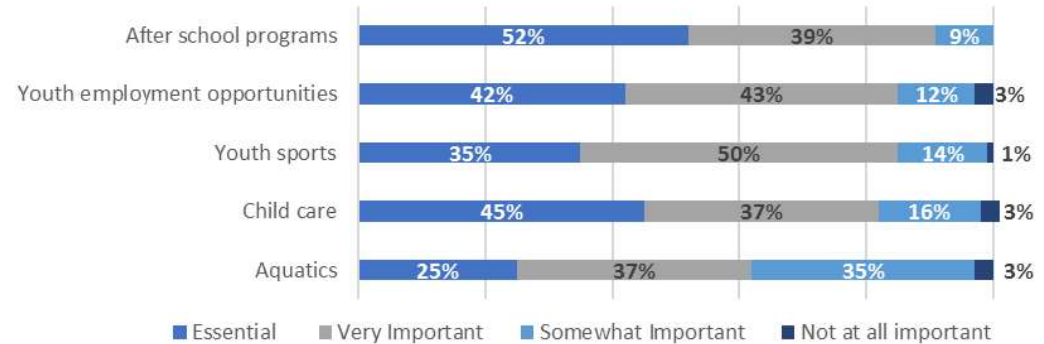
# Special Topics: Homelessness and Youth, Parks, and Community Enrichment

## Importance of Addressing Homelessness Issues



Source: Analyst compiled from review of the 2018 National Citizen Survey for the City of Sacramento.

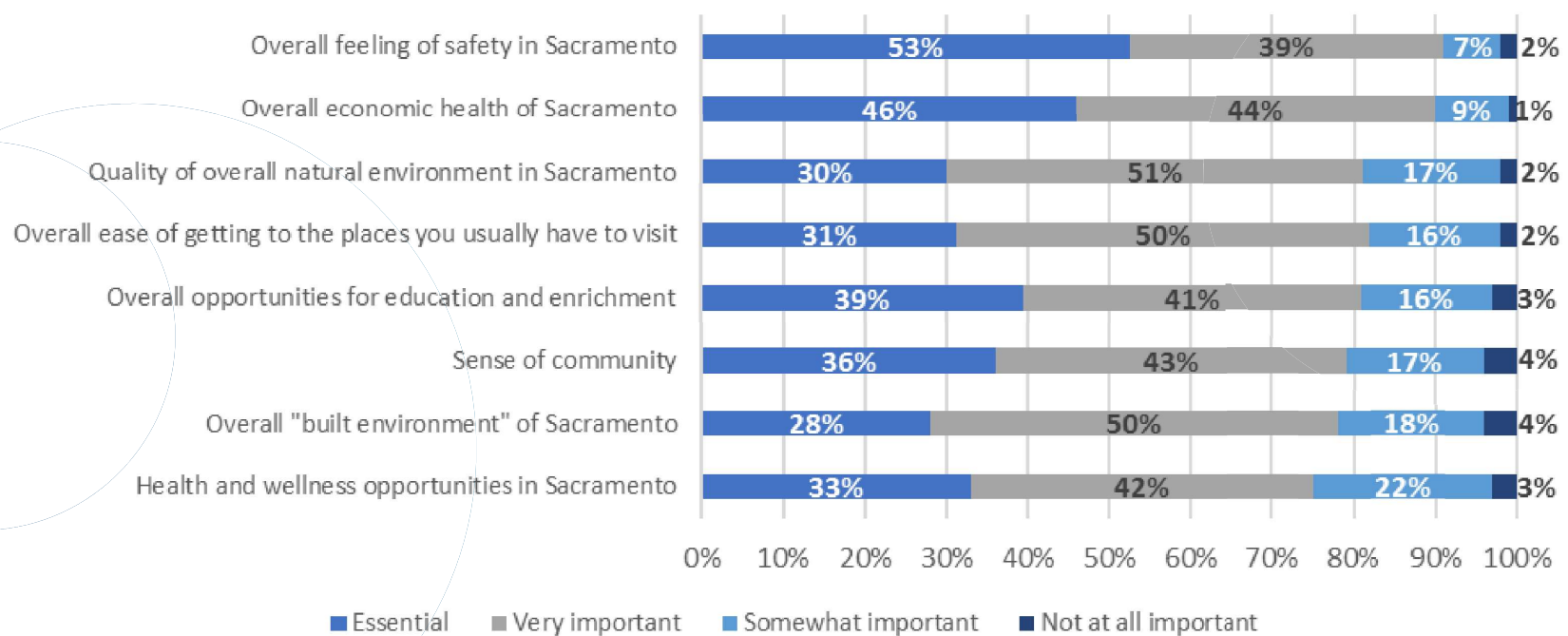
## Importance of Expanding Youth Programs



Source: Analyst compiled from review of the 2018 National Citizen Survey for the City of Sacramento.



# Community Priorities for the Upcoming Two Years



Source: Analyst compiled from review of the 2018 National Citizen Survey for the City of Sacramento.

