



4.2

**DEPARTMENT OF
PUBLIC WORKS**

SOLID WASTE DIVISION

**CITY OF SACRAMENTO
CALIFORNIA**

921 TENTH STREET
SUITE 500
SACRAMENTO, CA
95814-2715

June 8, 1994

916-449-5757
APPROVED
BY THE CITY COUNCIL

JUN 21 1994

City Council
Sacramento, California

OFFICE OF THE
CITY CLERK

Honorable Members in Session

**SUBJECT: PROPOSED SOLID WASTE AND LAWN AND GARDEN SERVICES FEE
ADJUSTMENTS AND BUDGET AMENDMENTS FOR 1994-95**

LOCATION AND COUNCIL DISTRICT: Citywide.

RECOMMENDATION:

This report recommends that the City
Council adopt resolutions as follows:

- (1) Adopt findings on increased solid waste services fees; and
- (2) Amend the City of Sacramento fee and charge report to establish solid waste fees and charges consistent with the cost of delivering these services.

CONTACT PERSON:

Reina J. Schwartz
Acting Solid Waste Division Manager
264-7043

FOR COUNCIL MEETING OF:

June 14, 1994

CONTINUED
FROM 6-14-94
TO 6-21-94

June 8, 1994

**PROPOSED SOLID WASTE AND LAWN AND GARDEN SERVICES FEE ADJUSTMENTS
AND BUDGET AMENDMENTS FOR 1994-95**

SUMMARY

This report recommends adoption of rate increases for solid waste services for FY 1994-95, effective July 1, 1994. The most significant issues for this year's rate report include:

- Solid waste service costs will increase \$4.7 million primarily because of a need to fund the additional costs associated with hauling all of the City's refuse to Sacramento County's landfill or County transfer stations due to the pending closure of the City's landfill and the implementation of a program to keep "white goods" (appliances such as refrigerators, air conditioners, etc...) from being landfilled in order to comply with the Clean Air Act.
- These increases will be offset by savings and program reductions of \$2.3 million as a result of prior-year savings, reduced regulatory fees due to landfill closure and reduced capital improvement costs.
- The proposed program changes will result in the net addition of two FTE (an increase of 8 FTE offset by a decrease of 6 FTE). The FTE being added are the result of additional routes needed to accommodate hauling all of the City's waste to County facilities beginning in the Summer of 1994 due to closure of the City's landfill. The FTE being eliminated are due to closure of the landfill. Every effort will be made to transfer employees to avoid layoffs.
- The majority of City customers (those with 90-gallon cans, recycling and lawn and garden service) will see an increase of approximately \$1.91 per month (10.7 percent) in their total solid waste bill. This is significantly less than the 16 percent projected during last year's rate hearings. Most other City customers will see increases between 7 and 15 percent depending on type of service.

COMMITTEE/COMMISSION ACTION

None.

BACKGROUND INFORMATION

The Solid Waste Fund is an enterprise fund which is financially responsible for the activities of waste reduction and recycling, collecting and disposing of solid waste, sweeping streets, and abating litter throughout the City. These functions are performed by the operational units of Refuse Collection and Landfill Operations

June 8, 1994

**PROPOSED SOLID WASTE AND LAWN AND GARDEN SERVICES FEE ADJUSTMENTS
AND BUDGET AMENDMENTS FOR 1994-95**

(Solid Waste Division), and Street Sweeping and Garden Refuse Collection (Street Division). In addition, the Solid Waste Division manages the City's Source Reduction and Recycling, Neighborhood Cleanup, Community Cleanup and Hazardous Materials programs. The Source Reduction and Recycling function includes the City's curbside recycling and composting programs.

Solid waste operations will be increased in 1994-95 for a variety of programs. At the time of the 1993-94 rate hearings, staff estimated that the 1994-95 rate increase would be approximately 16 percent in order to fund projected increases. As a result of program savings from both the current year (1993-94) and projected savings for the coming year, the actual increase for 1994-95 will average less than 11 percent citywide. The specific program increases required are described below.

1. **Direct Haul Cost (\$4.3 million).** In preparation for closure of the City's landfill, the City began hauling over half of its waste to the County landfill in 1993-94. Beginning in approximately September 1994, when the City landfill is estimated to close, the City will begin hauling the rest of its waste to either the County's landfill on Kiefer Road or to one of their two transfer stations. The total increase for direct haul includes the following components:

- \$500,000 to purchase new trucks needed to accommodate the longer travel times to these disposal facilities.
- \$950,000 in additional fleet charges associated with additional mileage to disposal locations.
- \$2.7 million in "tipping fees" to dispose of City waste currently taken to the City's landfill at County facilities.
- \$180,000 in additional staff costs associated with new routes required. The increased staff totals 5 FTE:
 - 2 Sanitation Worker IIs for Neighborhood Cleanup;
 - 1 Sanitation Worker III for the Drop Box (or large container) pickup; and
 - 1 Sanitation Worker III and 1 General Helper for an additional front loader commercial route.

All of the additional staffing is due to increased time required to haul City waste to the County landfill or transfer stations.

2. **"White Goods" Collection (\$180,000).** The Federal Clean Air Act currently prohibits the disposal or recycling of any appliance containing refrigerant. In addition, under state law (AB 1760, passed in 1991), "white goods" are prohibited from being disposed if it is economically feasible to divert them from.

June 8, 1994

**PROPOSED SOLID WASTE AND LAWN AND GARDEN SERVICES FEE ADJUSTMENTS
AND BUDGET AMENDMENTS FOR 1994-95**

landfill. White goods consist of appliances such as refrigerators, air conditioners, stoves, washers, dryers, and water heaters. To comply with these requirements, the City will implement a program to pull white goods from the waste stream. Under this program, a Sanitation Worker with the assistance of a General Helper, will work with the City's Neighborhood Cleanup crews pulling out white goods to keep them from being landfilled with other material picked up. In addition, the program requires:

- approximately \$40,000 for removal of CFCs;
 - \$5,000 for hazardous waste disposal for items picked up; and
 - \$40,000 in 1994-95 only to purchase the flatbed truck.
3. **Purchase of 90-gallon cans (\$150,000).** Each year, the City replaces 90-gallon cans that are lost or stolen. This item will allow the City to purchase these replacement cans.
 4. **Limited Term Utility Services Inspector -- 1 year (\$40,300).** This augmentation would bring on a Utility Services Inspector for a one-year limited term position. This position would be used to assist the existing Utility Services Inspector in conducting a comprehensive audit of the City's commercial collection operation and increasing enforcement of the City ordinance requiring all commercial businesses producing wet garbage to have City service. This position is an integral part of the overall proposed changes in City commercial collection, including potentially moving from two-person crews to one-person crews. These changes are ultimately estimated to save \$300,000 to \$600,000 annually and result in rate decreases of 10 to 20 percent, effective in 1995-96.

Offsetting these increases in costs, the Solid Waste Fund has a number of savings and reductions including:

1. **Reduced Capital Improvement Costs (-\$596,000).** The 1994-95 Capital Improvement Program (CIP) in Solid Waste is \$596,000 less than the 1993-94 program as a result of fewer requirements at the City landfill. This reduction will help offset the increases discussed above.
2. **Landfill Staff Reductions (-\$173,246).** When the City landfill closes in the Fall of 1994, six of the nine field staff at the landfill will no longer be needed for daily operations. The six positions are:
 - 1 General Helper
 - 3 Landfill Equipment Operators
 - 2 Maintenance Workers

June 8, 1994

**PROPOSED SOLID WASTE AND LAWN AND GARDEN SERVICES FEE ADJUSTMENTS
AND BUDGET AMENDMENTS FOR 1994-95**

Of these six positions, two are currently filled with non-career employees. As with other position reductions in the City in the last two years, the City will make every attempt to find all career employees affected by these reductions other positions with the City or, potentially, with the County at their landfill.

3. **Prior-Year Savings/Fund Balance (-\$1.4 million).** The proposed increases are offset in part by savings generated in 1993-94. These savings are due to funds raised through the rate increase last year in order to help keep this year's rate increase as low as possible as well as operational savings generated in 1993-94.
4. **Reduced Landfill Regulatory Costs (-\$150,000).** As a result of closure of the City's landfill, the City will have fewer regulatory fees associated with the landfill.

FINANCIAL CONSIDERATIONS

1994-95 Solid Waste Revenues and Expenditures

Proposed Solid Waste Fund expenditures for 1994-95 total \$33.9 million, as shown on Attachment C. The Attachment shows that collection and disposal of garbage and garden refuse account for nearly 82 percent of total Solid Waste Fund expenditures. An additional 3.5 percent is related to required landfill capital improvement projects.

As Attachment C shows, proposed Solid Waste Fund revenues for 1994-95 total \$33.9 million, of which, 97 percent is raised from solid waste and lawn and garden user fees. The additional revenues come primarily from sale of recyclables and interest earnings. These additional earnings help offset the total cost that must be borne by the City's rate payers.

Proposed Changes to Monthly Solid Waste Bill

Table 1 (below) identifies the components of the proposed Solid Waste Fund changes and their impact on the monthly bill for a typical residential customer.

June 8, 1994

**PROPOSED SOLID WASTE AND LAWN AND GARDEN SERVICES FEE ADJUSTMENTS
AND BUDGET AMENDMENTS FOR 1994-95**

TABLE 1: COMPONENTS OF SOLID WASTE RATE INCREASE		
	\$ Cost (thousands)	Impact on Typical Residential Rate
AUGMENTATIONS		
Direct Haul		
Haul costs	\$947	\$0.69
Tipping fees	\$2,686	\$1.88
New Trucks	\$500	\$0.37
Additional Staff (5 FTE)	\$180	\$0.08
Subtotal, Direct Haul	\$4,313	\$3.02
White Goods collection	\$180	\$0.11
Purchase 90-gallon cans	\$150	\$0.11
Limited-Term Utility Services Inspector	\$40	\$0.01
Subtotal, Augmentations	\$4,683	\$3.25
REDUCTIONS/SAVINGS		
CIP savings	-\$596	-\$0.36
Reduced regulatory fees	-\$150	-\$0.08
Landfill staff reductions	-\$173	-\$0.09
Prior-year savings	-\$1,430	-\$0.81
subtotal, reductions	-\$2,349	-\$1.34
TOTAL	\$2,334	\$1.91

Based on the proposed fee increase, the typical residential customer will now pay the following for services:

June 8, 1994

**PROPOSED SOLID WASTE AND LAWN AND GARDEN SERVICES FEE ADJUSTMENTS
AND BUDGET AMENDMENTS FOR 1994-95**

TABLE 2: TYPICAL SOLID WASTE SERVICE CHARGES				
Service Type	Current	Proposed	\$ Change	% Change
Autolift Container (90-Gallon)	\$13.06	\$14.97	\$1.91	14.6%
Lawn and Garden Service	\$4.77	\$4.77	\$0.00	0.0%
TOTAL Autolift Plus Lawn and Garden	\$17.83	\$19.74	\$1.91	10.7%

The increases to this year's proposed rate schedule affect all aspects of solid waste services. Table 3 details the proposed rate impact to the typical residential customer for each component of solid waste services.

TABLE 3: RESIDENTIAL RATES	
Garbage Collection	\$5.49
Garbage Disposal	\$5.76
Capital Improvements	\$0.72
Code Enforcement	\$0.32
Neighborhood Cleanup/Community Cleanup	\$1.79
Household Hazardous Waste Collection	\$0.20
Curbside Recycling	\$0.69
TOTAL SOLID WASTE SERVICES	\$14.97
Garden Refuse	\$4.29
Street Sweeping	\$0.48
TOTAL LAWN AND GARDEN SERVICES	\$4.77
TOTAL Autolift Plus Lawn and Garden	\$19.74

June 8, 1994

**PROPOSED SOLID WASTE AND LAWN AND GARDEN SERVICES FEE ADJUSTMENTS
AND BUDGET AMENDMENTS FOR 1994-95**

In addition to the proposed rate adjustments described above for the typical residential autolift can customer, the department has researched the costs of various programs and analyzed the distribution of these costs to the various other rate categories. All of the City's other customer classes will see increases very similar in percentage terms to those reflected above, between 7 and 15 percent. The proposed fee structure for all rates is identified in Attachment A. A comparison of the proposed rates with those of other jurisdictions is provided in Attachment B. Attachment D provides a five-year fund balance projection.

It should be noted that the proposed rate increases do not include any funding for new solid waste facilities such as a materials recovery facility. The rates also do not include funding for the City to buy in to existing County facilities in order to have a vested right in those facilities. Staff will return to Council in the next several months with specific recommendations regarding funding and rate requirements of these facilities.

POLICY CONSIDERATIONS

The adoption by resolution of the City Council of fees and charges for utility services is provided by Sacramento City Code Section 64.141. Matters regarding Garden Refuse (Lawn and Garden) Services are covered by Chapter 19, Article IV, of the City Code. The proposed rate adjustments will fund existing programs and services at current service levels. In addition, the increased revenue is required to support new and increasing costs of landfill disposal and direct haul.

There are a number of significant issues related to solid waste services that the City will have to address in the next several years. The Solid Waste Division, in coordination with the County, is in the preliminary design stages of a regional compost and materials recovery/transfer facility. The proposed compost facility would compost the garden refuse collected within the City of Sacramento. This facility is an essential element of the City's plan to meet the diversion goals of AB 939 (the state legislation requiring local governments to reduce the amount of waste going into landfills).

On October 5, 1992, the City Council approved in concept the formation of a Sacramento Regional County Solid Waste Authority. This authority will be responsible for regional disposal and facilities planning. The authority may eventually become the entity responsible for all solid waste issues, including planning and collection of refuse, recyclables, and garden refuse for the entire County of Sacramento.

June 8, 1994

**PROPOSED SOLID WASTE AND LAWN AND GARDEN SERVICES FEE ADJUSTMENTS
AND BUDGET AMENDMENTS FOR 1994-95**

At this time, it is anticipated that the Sacramento Regional County Solid Waste Authority (SWA) will continue to operate as a joint powers authority responsible for the planning, acquisition, and development of facilities that are used jointly by the City and County for solid waste purposes. It is also the recommendation of City staff that the City should have the right to be vested in all existing County solid waste facilities, and that the City will be vested in all new joint-use solid waste facilities.

With respect to rate impacts, if for example, the City's cost to buy into existing facilities were \$10 million to be financed over 15 years, the cost to the typical residential customer would be \$0.75 per month (an increase of approximately 3.6 percent over the current bill). City staff will return to Council in the next several months with specific recommendations of rate increases needed to fund these facility costs.

MBE/WBE EFFORTS

There are no goods or services being purchased as a direct result of this action.

Respectfully Submitted,




REINA J. SCHWARTZ
Acting Solid Waste Division Manager

RECOMMENDATION APPROVED:



WILLIAM H. EDGAR
City Manager

APPROVED:



ROBERT L. LEE
Deputy Director of Public Works

- Attachments:
- A. Proposed Fee Structure
 - B. Rate comparison with other jurisdictions
 - C. 1994-95 Proposed Solid Waste Fund Expenditures and Revenues
 - D. Five-year Fund Balance Projection

RESOLUTION NO. 94-402

ADOPTED BY THE SACRAMENTO CITY COUNCIL

ON DATE OF _____

RESOLUTION OF FINDINGS ON SOLID WASTE SERVICES FEE

APPROVED
BY THE CITY COUNCIL

JUN 21 1994

OFFICE OF THE
CITY CLERK

WHEREAS, the City Council has held a public hearing on solid waste services fees on June 14, 1994, at which staff made a presentation including a report and at which public testimony was heard and said committee recommended adoption of reduction in commercial solid waste services fee schedule, and

WHEREAS, the City Council on June 14, 1994 at a regular public council meeting received the following information:

- (1) A staff report on the proposed decreased commercial solid waste services fees;
- (2) The solid waste services fees will permit the generation of necessary cash flow to finance maintenance of the solid waste management system and meet financial reserves requirements.
- (3) Public testimony from interested parties.

NOW, THEREFORE, based on this data and all information part of the public record of this matter, the City Council makes the following findings to comply with Government Code Section 210809(b)8 to establish that the passing of the increased solid waste services fees of even date herewith serves the following purposes:

- (1) The solid waste services fees will provide funds to meet operating expenses.
- (2) The solid waste services fees will permit the generation of necessary cash flow to finance maintenance of the solid waste management system and meet financial reserves requirements.

FOR CITY CLERK USE ONLY

RESOLUTION NO.: _____

DATE ADOPTED: _____

- (3) The solid waste services fees will permit the purchase of necessary equipment for the solid waste management system.
- (4) The solid waste services fees are essential as a source of funds for capital projects necessary to maintain the solid waste management system.

NOW, THEREFORE, based on this information and the public words, the Council of the City of Sacramento makes the specific finding contained herein as well as all other matters in the public record as its basis for the resolution establishing the fees passed on even date herewith.

MAYOR

ATTEST:

CITY CLERK

FOR CITY CLERK USE ONLY

RESOLUTION NO.: _____

DATE ADOPTED: _____

RESOLUTION NO.

94-403

ADOPTED BY THE SACRAMENTO CITY COUNCIL

ON DATE OF _____

APPROVED
BY THE CITY COUNCIL

JUN 21 1994

OFFICE OF THE
CITY CLERK

RESOLUTION AMENDING THE CITY OF SACRAMENTO FEE AND
CHARGE REPORT TO ESTABLISH SOLID WASTE FEES
AND CHARGES PURSUANT TO SECTIONS 19.108-1, 19.411 AND 19.412
OF THE SACRAMENTO CITY CODE

BE IT RESOLVED BY THE COUNCIL OF THE CITY OF SACRAMENTO:

That the City of Sacramento Fee and Charge Report is hereby amended to include the following solid waste fees
and charges to take effect for charges for current services billed on or after July 1, 1994.

I. GARDEN REFUSE COLLECTION -- LAWN AND GARDEN SERVICE -- Monthly rates

Description	Rate Code	Rate
Single Family Residence	500	4.29
Double Family Residence	501	5.98
Residential Units		
3-5 units	502	3.93 +\$1.12/unit
6-10 units	503	7.3 +\$0.56/unit
11-25 units	504	10.1 +\$0.28/unit
26-50 units	505	14.32 +\$0.11/unit
over 50 units	Billed non-residential	
Non-residential:		
2 cu. yards of refuse	506	5.05
3 cu yards of refuse	507	6.18 +\$0.56/cu yd above 3 cu yds
Residential Street Sweeping	508	0.48
(Note: mobile home park rate is \$0.48 per mobile home)		

II. CURBSIDE RECYCLING

Residential - 4 units or less	0.69
(per 90 gal can or, for customers with smaller can service, per residential unit)	

FOR CITY CLERK USE ONLY

RESOLUTION NO.: _____

DATE ADOPTED: _____

12

III. MONTHLY GARBAGE COLLECTION SERVICE

(NOTE: * denotes restricted service no longer available for new accounts
 "non-curb" is defined as container placement more than 6 ft. from curb)

Description	Rate Components	Rate Code	Rate
32 gal or less non-curb	1 pickup/wk	600	28.85
	2 pickups/wk		63.75
	3 pickups/wk		70.35
	5 pickups/wk		138.52
	6 pickups/wk		181.23
	add'l can/pickup		11.84
33-40 gal non-curb	1 pickup/wk	601	32.50
	2 pickups/wk		70.24
	3 pickups/wk		78.62
	5 pickups/wk		168.61
	6 pickups/wk		220.05
	add'l can/pickup		15.37
41-50 gal non-curb*	1 pickup/wk	602	41.94
	2 pickups/wk		78.62
	3 pickups/wk		86.18
	5 pickups/wk		198.45
	6 pickups/wk		237.48
	add'l can/pickup		20.43
51-60 gal non-curb*	1 pickup/wk	603	48.76
	2 pickups/wk		85.68
	3 pickups/wk		92.31
	5 pickups/wk		228.77
	6 pickups/wk		298.34
	add'l can/pickup		26.72
32 gal or less curbside/ alley/mobilehome	1 pickup/wk	604	20.21
	2 pickups/wk		49.53
	3 pickups/wk		55.27
	5 pickups/wk		112.51
	6 pickups/wk		147.92
	add'l can/pickup		8.53

FOR CITY CLERK USE ONLY

RESOLUTION NO.: _____

DATE ADOPTED: _____

Salazar

Description	Rate Components	Rate Code	Rate
33-40 gal curbside/ alley/mobilehome	1 pickup/wk	605	23.66
	2 pickups/wk		55.27
	3 pickups/wk		62.74
	5 pickups/wk		137.41
	6 pickups/wk		180.13
	add'l can/pickup		10.94
41-50 gal curbside/ alley/mobilehome	1 pickup/wk	606	31.48
	2 pickups/wk		62.52
	3 pickups/wk		68.66
	5 pickups/wk		162.49
	6 pickups/wk		207.71
	add'l can/pickup		13.49
51-60 gal curbside/ alley/mobilehome	1 pickup/wk	607	37.22
	2 pickups/wk		68.10
	3 pickups/wk		73.43
	5 pickups/wk		187.61
	6 pickups/wk		245.64
	add'l can/pickup		15.71
Auto-lift container	1 pickup/wk	608	14.28
	per res unit		
	add'l can/pickup per res unit		10.27
Fee if service for additional container is stopped less than six months after service is started			20.00
81-90 gallon cans for multiple family residences – over 4 units*	1 pickup, 1 can	609	0.00
	1 pickup, 2 cans		0.00
	2 pickups/wk/can		0.00
	3 pickups/wk/can		0.00
	5 pickups/wk/can		0.00
	6 pickups/wk/can		0.00
100 gallon cans for multiple family residences – over 4 units*	1 pickup, 1 can	610	0.00
	1 pickup, 2 cans		0.00
	2 pickups/wk/can		0.00
	3 pickups/wk/can		0.00
	5 pickups/wk/can		0.00
	6 pickups/wk/can		0.00
Lease rates per bin	1 cubic yard bin		13.00
	2 cubic yard bin		15.16
	3 cubic yard bin		17.33
	4 cubic yard bin		19.49

FOR CITY CLERK USE ONLY

RESOLUTION NO.: 94-403
DATE ADOPTED: 6-21-94

Description	Rate Components	Rate Code	Rate
33-40 gal curbside/ alley/mobilehome	1 pickup/wk	605	23.66
	2 pickups/wk		55.27
	3 pickups/wk		62.74
	5 pickups/wk		137.41
	6 pickups/wk		180.13
	add'l can/pickup		10.94
41-50 gal curbside/ alley/mobilehome	1 pickup/wk	606	31.48
	2 pickups/wk		62.52
	3 pickups/wk		68.66
	5 pickups/wk		162.49
	6 pickups/wk		207.71
	add'l can/pickup		13.49
51-60 gal curbside/ alley/mobilehome	1 pickup/wk	607	37.22
	2 pickups/wk		68.10
	3 pickups/wk		73.43
	5 pickups/wk		187.61
	6 pickups/wk		245.64
	add'l can/pickup		15.71
Auto-lift container	1 pickup/wk	608	12.37
	per res unit		
	add'l can/pickup per res unit		10.27
Fee if service for additional container is stopped less than six months after service is started			20.00
81-90 gallon cans for multiple family residences -- over 4 units*	1 pickup, 1 can	609	0.00
	1 pickup, 2 cans		0.00
	2 pickups/wk/can		0.00
	3 pickups/wk/can		0.00
	5 pickups/wk/can		0.00
	6 pickups/wk/can		0.00
100 gallon cans for multiple family residences -- over 4 units*	1 pickup, 1 can	610	0.00
	1 pickup, 2 cans		0.00
	2 pickups/wk/can		0.00
	3 pickups/wk/can		0.00
	5 pickups/wk/can		0.00
	6 pickups/wk/can		0.00
Lease rates per bin	1 cubic yard bin		13.00
	2 cubic yard bin		15.16
	3 cubic yard bin		17.33
	4 cubic yard bin		19.49

FOR CITY CLERK USE ONLY

RESOLUTION NO.: _____

DATE ADOPTED: _____

Description	Rate Components	Rate Code	Rate
1 yd bin loose/leased for multi-family res over 4 units	1 pickup/wk	611	86.84
	2 pickups/wk		152.54
	3 pickups/wk		218.08
	4 pickups/wk		283.66
	5 pickups/wk		349.26
	6 pickups/wk		447.78
1 yd bin loose/owned for multi-family res over 4 units	1 pickup/wk	612	73.84
	2 pickups/wk		139.54
	3 pickups/wk		205.08
	4 pickups/wk		270.67
	5 pickups/wk		336.26
	6 pickups/wk		434.78
1 yd bin compacted/leased for multi-family res over 4 units	1 pickup/wk	613	152.54
	2 pickups/wk		278.22
	3 pickups/wk		403.83
	4 pickups/wk		520.56
	5 pickups/wk		655.36
	6 pickups/wk		844.18
1 yd bin compacted/owned for multi-family res over 4 units	1 pickup/wk	614	139.54
	2 pickups/wk		270.72
	3 pickups/wk		401.79
	4 pickups/wk		523.61
	5 pickups/wk		664.30
	6 pickups/wk		861.36
2 yd bin loose/leased for multi-family res over 4 units	1 pickup/wk	615	111.20
	2 pickups/wk		190.57
	3 pickups/wk		270.02
	4 pickups/wk		349.28
	5 pickups/wk		428.53
	6 pickups/wk		547.24
2 yd bin loose/owned for multi-family res over 4 units	1 pickup/wk	616	96.04
	2 pickups/wk		175.41
	3 pickups/wk		254.86
	4 pickups/wk		334.12
	5 pickups/wk		413.37
	6 pickups/wk		532.09
2 yd bin compacted/leased for multi-family res over 4 units	1 pickup/wk	617	190.65
	2 pickups/wk		345.95
	3 pickups/wk		507.56
	4 pickups/wk		685.59
	5 pickups/wk		824.22
	6 pickups/wk		1,061.84

FOR CITY CLERK USE ONLY

RESOLUTION NO.: _____

DATE ADOPTED: _____

Description	Rate Components	Rate Code	Rate
2 yd bin compacted/owned for multi-family res over 4 units	1 pickup/wk	618	175.49
	2 pickups/wk		330.79
	3 pickups/wk		492.40
	4 pickups/wk		670.43
	5 pickups/wk		809.06
	6 pickups/wk		1,046.68
3 yd bin leased for multi-family res over 4 units	1 pickup/wk	619	135.55
	2 pickups/wk		242.21
	3 pickups/wk		346.15
	4 pickups/wk		446.23
	5 pickups/wk		546.32
	6 pickups/wk		694.54
3 yd bin owned for multi-family res over 4 units	1 pickup/wk	620	118.22
	2 pickups/wk		224.88
	3 pickups/wk		328.82
	4 pickups/wk		428.91
	5 pickups/wk		528.99
	6 pickups/wk		677.22
3 yd bin compactor for multi-family res over 4 units	1 pickup/wk	621	270.91
	2 pickups/wk		474.18
	3 pickups/wk		677.10
	4 pickups/wk		849.81
	5 pickups/wk		1,084.89
	6 pickups/wk		1,388.41
4 yd bin leased for multi-family res over 4 units	1 pickup/wk	622	159.91
	2 pickups/wk		294.75
	3 pickups/wk		423.81
	4 pickups/wk		545.00
	5 pickups/wk		666.19
	6 pickups/wk		844.23
4 yd bin owned for multi-family res over 4 units	1 pickup/wk	623	140.42
	2 pickups/wk		275.27
	3 pickups/wk		404.33
	4 pickups/wk		525.52
	5 pickups/wk		646.71
	6 pickups/wk		824.75

FOR CITY CLERK USE ONLY

RESOLUTION NO.: _____

DATE ADOPTED: _____

Description	Rate Components	Rate Code	Rate
5 yd bin owned for multi-family res over 4 units	1 pickup/wk	625	162.61
	2 pickups/wk		296.04
	3 pickups/wk		430.53
	4 pickups/wk		564.06
	5 pickups/wk		697.59
	6 pickups/wk		896.04
6 yd bin owned for multi-fam res over 4 units	1 pickup/wk	627	184.80
	2 pickups/wk		360.91
	3 pickups/wk		537.33
	4 pickups/wk		711.75
	5 pickups/wk		886.15
	6 pickups/wk		1,155.49
Com 32 gal or less	1 pickup/wk	630	28.01
	2 pickups/wk		56.00
	3 pickups/wk		84.00
	4 pickups/wk		112.01
	5 pickups/wk		140.00
	6 pickups/wk		167.99
	add'l can		12.01
Com 33-40 gal	1 pickup/wk	631	29.67
	2 pickups/wk		59.34
	3 pickups/wk		88.99
	4 pickups/wk		118.66
	5 pickups/wk		148.33
	6 pickups/wk		178.00
	add'l can		15.38
Com 41-50 gal	1 pickup/wk	632	39.70
	2 pickups/wk		79.40
	3 pickups/wk		119.10
	4 pickups/wk		158.80
	5 pickups/wk		198.50
	6 pickups/wk		238.20
	add'l can		18.98
Com 51-60 gal	1 pickup/wk	633	45.66
	2 pickups/wk		91.32
	3 pickups/wk		136.99
	4 pickups/wk		182.65
	5 pickups/wk		228.31
	6 pickups/wk		273.97
	add'l can		22.13

FOR CITY CLERK USE ONLY

RESOLUTION NO.: _____

DATE ADOPTED: _____

Description	Rate Components	Rate Code	Rate
Com 1 yd bin Loose/Leased	1 pickup/wk	634	84.85
	2 pickups/wk		156.71
	3 pickups/wk		228.56
	4 pickups/wk		300.41
	5 pickups/wk		372.26
	6 pickups/wk		444.11
Com 1 yd bin Loose/Owned	1 pickup/wk	635	71.85
	2 pickups/wk		143.71
	3 pickups/wk		215.56
	4 pickups/wk		287.41
	5 pickups/wk		359.26
	6 pickups/wk		431.11
Com 1 yd bin Compacted/Leased	1 pickup/wk	636	148.48
	2 pickups/wk		283.95
	3 pickups/wk		419.44
	4 pickups/wk		554.91
	5 pickups/wk		690.39
	6 pickups/wk		825.87
Com 1 yd bin Compacted/Owned	1 pickup/wk	637	135.48
	2 pickups/wk		270.96
	3 pickups/wk		406.44
	4 pickups/wk		541.91
	5 pickups/wk		677.40
	6 pickups/wk		812.87
Com 2 yd bin Loose/Leased	1 pickup/wk	638	109.21
	2 pickups/wk		203.24
	3 pickups/wk		297.29
	4 pickups/wk		391.33
	5 pickups/wk		485.38
	6 pickups/wk		579.42
Com 2 yd bin Loose/Owned	1 pickup/wk	639	94.05
	2 pickups/wk		188.09
	3 pickups/wk		282.14
	4 pickups/wk		376.18
	5 pickups/wk		470.23
	6 pickups/wk		564.26
Com 2 yd bin Compacted/Leased	1 pickup/wk	640	187.39
	2 pickups/wk		359.61
	3 pickups/wk		531.84
	4 pickups/wk		704.06
	5 pickups/wk		876.28
	6 pickups/wk		1,048.51
Com 2 yd bin Compacted/Owned	1 pickup/wk	641	172.23
	2 pickups/wk		344.45
	3 pickups/wk		516.68
	4 pickups/wk		688.90
	5 pickups/wk		861.12
	6 pickups/wk		1,033.35

FOR CITY CLERK USE ONLY

RESOLUTION NO.: _____

DATE ADOPTED: _____

Description	Rate Components	Rate Code	Rate
Com 3 yd bin leased	1 pickup/wk	642	133.56
	2 pickups/wk		249.79
	3 pickups/wk		366.00
	4 pickups/wk		482.23
	5 pickups/wk		598.46
	6 pickups/wk		714.68
Com 3 yd bin owned	1 pickup/wk	643	116.23
	2 pickups/wk		232.46
	3 pickups/wk		348.68
	4 pickups/wk		464.91
	5 pickups/wk		581.14
	6 pickups/wk		697.36
Com 3 yd bin compactor	1 pickup/wk	644	151.94
	2 pickups/wk		303.88
	3 pickups/wk		455.82
	4 pickups/wk		607.77
	5 pickups/wk		759.71
	6 pickups/wk		911.65
Com 4 yd bin leased	1 pickup/wk	645	157.92
	2 pickups/wk		296.33
	3 pickups/wk		434.75
	4 pickups/wk		573.17
	5 pickups/wk		711.58
	6 pickups/wk		850.00
Com 4 yd bin owned	1 pickup/wk	646	138.43
	2 pickups/wk		276.85
	3 pickups/wk		415.26
	4 pickups/wk		553.68
	5 pickups/wk		692.10
	6 pickups/wk		830.52
Com 4 yd bin compactor	1 pickup/wk	647	186.33
	2 pickups/wk		372.65
	3 pickups/wk		558.98
	4 pickups/wk		745.30
	5 pickups/wk		931.62
	6 pickups/wk		1,117.94

FOR CITY CLERK USE ONLY

RESOLUTION NO.: _____

DATE ADOPTED: _____

Description	Rate Components	Rate Code	Rate
Com 5 yd bin owned	1 pickup/wk	649	160.62
	2 pickups/wk		321.23
	3 pickups/wk		481.85
	4 pickups/wk		642.47
	5 pickups/wk		803.07
	6 pickups/wk		963.69
Com 5 yd bin compactor	1 pickup/wk	650	198.38
	2 pickups/wk		396.77
	3 pickups/wk		595.14
	4 pickups/wk		793.52
	5 pickups/wk		991.90
	6 pickups/wk		1,190.28
Com 6 yd bin owned	1 pickup/wk	652	182.81
	2 pickups/wk		365.61
	3 pickups/wk		548.40
	4 pickups/wk		731.20
	5 pickups/wk		914.00
	6 pickups/wk		1,096.81
Com 6 yd bin compactor	1 pickup/wk	653	254.79
	2 pickups/wk		509.57
	3 pickups/wk		764.36
	4 pickups/wk		1,019.14
	5 pickups/wk		1,273.93
	6 pickups/wk		1,528.72
Com 10 yd bin loose	1 pickup/wk	654	268.24
	2 pickups/wk		536.48
	3 pickups/wk		804.72
	4 pickups/wk		1,072.96
	5 pickups/wk		1,341.19
	6 pickups/wk		1,609.43
Com 10 yd bin compacted	1 pickup/wk	655	440.82
	2 pickups/wk		881.62
	3 pickups/wk		1,322.44
	4 pickups/wk		1,763.24
	5 pickups/wk		2,204.06
	6 pickups/wk		2,644.86

FOR CITY CLERK USE ONLY

RESOLUTION NO.: _____

DATE ADOPTED: _____

Description	Rate Components	Rate Code	Rate
Com 20 yd bin loose	1 pickup/wk	656	393.93
	2 pickups/wk		787.84
	3 pickups/wk		1,181.75
	4 pickups/wk		1,575.67
	5 pickups/wk		1,969.58
	6 pickups/wk		2,363.49
Com 20 yd bin compacted	1 pickup/wk	657	694.05
	2 pickups/wk		1,388.09
	3 pickups/wk		2,082.11
	4 pickups/wk		2,776.17
	5 pickups/wk		3,470.20
	6 pickups/wk		4,164.25
Com 25 yd bin loose	1 pickup/wk	658	457.70
	2 pickups/wk		915.38
	3 pickups/wk		1,373.08
	4 pickups/wk		1,830.78
	5 pickups/wk		2,288.46
	6 pickups/wk		2,746.16
Com 25 yd bin compacted	1 pickup/wk	659	821.60
	2 pickups/wk		1,643.19
	3 pickups/wk		2,464.79
	4 pickups/wk		3,286.38
	5 pickups/wk		4,107.97
	6 pickups/wk		4,929.57
Com 30 yd bin loose	1 pickup/wk	660	521.47
	2 pickups/wk		1,042.94
	3 pickups/wk		1,564.41
	4 pickups/wk		2,085.88
	5 pickups/wk		2,607.34
	6 pickups/wk		3,128.81
Com 30 yd bin compacted	1 pickup/wk	661	947.27
	2 pickups/wk		1,894.55
	3 pickups/wk		2,841.82
	4 pickups/wk		3,789.08
	5 pickups/wk		4,736.36
	6 pickups/wk		5,683.63
Com 35 bin loose	1 pickup/wk	662	583.37
	2 pickups/wk		1,166.74
	3 pickups/wk		1,750.11
	4 pickups/wk		2,333.48
	5 pickups/wk		2,916.85
	6 pickups/wk		3,500.22
Com 35 bin compacted	1 pickup/wk	663	1,074.83
	2 pickups/wk		2,149.66
	3 pickups/wk		3,224.48
	4 pickups/wk		4,299.31
	5 pickups/wk		5,374.12
	6 pickups/wk		6,448.95

FOR CITY CLERK USE ONLY

RESOLUTION NO.: _____

DATE ADOPTED: _____

Description	Rate Components	Rate Code	Rate
Com 40 yd bin loose	1 pickup/wk	664	647.15
	2 pickups/wk		1,294.30
	3 pickups/wk		1,941.44
	4 pickups/wk		2,588.59
	5 pickups/wk		3,235.74
	6 pickups/wk		3,882.88
Com 40 yd bin compacted	1 pickup/wk	665	1,200.50
	2 pickups/wk		2,401.01
	3 pickups/wk		3,601.51
	4 pickups/wk		4,802.01
	5 pickups/wk		6,002.52
	6 pickups/wk		7,203.02
Com 1 blanket	1 pickup	666	19.49
	2 pickups		39.00
	3 pickups		58.49
	4 pickups		77.99
	5 pickups		97.48
	6 pickups		116.97
Com 2 blanket	1 pickup	667	32.04
	2 pickups		64.06
	3 pickups		96.08
	4 pickups		128.12
	5 pickups		160.14
	6 pickups		192.16
Com 3 blanket	1 pickup	668	49.78
	2 pickups		99.54
	3 pickups		149.32
	4 pickups		199.08
	5 pickups		248.86
	6 pickups		298.62
Com 4 blanket	1 pickup	669	67.53
	2 pickups		135.07
	3 pickups		202.58
	4 pickups		270.12
	5 pickups		337.63
	6 pickups		405.17
Com 5 blanket	1 pickup	670	84.41
	2 pickups		168.82
	3 pickups		253.24
	4 pickups		337.63
	5 pickups		422.05
	6 pickups		506.46
Com Cart*	5 pickups	671	84.76
Trailer*	5 pickups	672	354.15

FOR CITY CLERK USE ONLY

RESOLUTION NO.: _____

DATE ADOPTED: _____

IV. Old Sacramento Service Courts

Description	Rate Components	Rate Code	Rate
Com 6 yd compact unit	1 pickup	680	519.22
	2 pickups		710.80
	3 pickups		902.37
	4 pickups		1,191.71
	5 pickups		1,284.20
	6 pickups		1,570.89
	Special call/daily		96.19
	Special call/Sunday		142.82

The property adjacent to each service court will be billed for solid waste service utilizing the follo

Parcel size	25%
Square footage of building	50%
Front footage of building	25%

V. SPECIAL GARBAGE COLLECTION SERVICE

Description	Rate Components	Rate
Extra can or bag on normal route (not to exceed 5 cans/bags)	1-32 gal commercial or curbside	9.20
	32-89 gal commercial or curbside	11.80
	autolift container	10.46
Extra can or bag on normal route (not to exceed 5 cans/bags)	1-32 gal non-curb	12.42
	32-89 gal non-curb	16.12
Collection on special call	32 gal or less	27.88
	each additional can	9.11
	auto-lift container	22.56
Bins/daily	1 cubic yard	40.85
	2 cubic yards	53.36
	3 cubic yards	65.68
	4 cubic yards	78.01
	5 cubic yards	90.34
	6 cubic yards	102.67
Bins/Sunday	1 cubic yard	61.27
	2 cubic yards	80.03
	3 cubic yards	98.52
	4 cubic yards	117.02
	5 cubic yards	135.51
	6 cubic yards	154.00
Roll-off containers/daily	10 cubic yards	134.12
	20 cubic yards	196.96
	25 cubic yards	228.85
	30 cubic yards	260.73
	35 cubic yards	291.69
	40 cubic yards	323.58

FOR CITY CLERK USE ONLY

RESOLUTION NO.: _____

DATE ADOPTED: _____

Description	Rate Components	Rate
Roll-off containers/Sunday	10 cubic yards	201.18
	20 cubic yards	295.44
	25 cubic yards	343.27
	30 cubic yards	391.10
	35 cubic yards	437.53
	40 cubic yards	485.37
Deliver bin and pickup	1 cubic yard	81.69
	2 cubic yards	106.71
	3 cubic yards	131.36
	4 cubic yards	156.02
Compactors/daily	3 cubic yards	75.97
	4 cubic yards	93.17
	5 cubic yards	99.19
	6 cubic yards	127.39
Compactors/Sunday	3 cubic yards	113.96
	4 cubic yards	139.75
	5 cubic yards	148.78
	6 cubic yards	191.09
Compacted Roll-off container/daily	10 cubic yards	220.41
	20 cubic yards	347.02
	25 cubic yards	410.80
	30 cubic yards	473.64
	35 cubic yards	537.42
	40 cubic yards	600.25
Compacted Roll-off container/Sunday	10 cubic yards	330.61
	20 cubic yards	520.53
	25 cubic yards	616.20
	30 cubic yards	710.46
	35 cubic yards	806.12
	40 cubic yards	900.38
Special cleanups/per hour per worker (Time required to remove, load in truck, and haul away rubbish or waste matter, plus travel time. 2-person min, 2-hour min)		37.42
Special waste handling		
10 cubic yards		344.58
20 cubic yards		506.04
25 cubic yards		587.96
30 cubic yards		669.88
35 cubic yards		749.40
40 cubic yards		831.34

FOR CITY CLERK USE ONLY

RESOLUTION NO.: _____

DATE ADOPTED: _____

VI. COMPOST SALES

Description	Rate Components	Rate
Grade A per cubic yard	0-5 cu.yds.	10.00
	6-15 cu.yds.	10.00
	16-60 cu. yds.	9.00
	61+ cu.yds.	8.00
Grade B per cubic yard	0-5 cu.yds.	8.00
	6-15 cu.yds.	7.00
	16-60 cu. yds.	6.00
	61+ cu.yds.	5.00

MAYOR

ATTEST:

CITY CLERK

FOR CITY CLERK USE ONLY

RESOLUTION NO.: _____

DATE ADOPTED: _____

RESOLUTION AMENDING THE CITY OF SACRAMENTO FEE AND
CHARGE REPORT TO ESTABLISH SOLID WASTE FEES
AND CHARGES PURSUANT TO SECTIONS 19.108-1, 19.411 AND 19.412
OF THE SACRAMENTO CITY CODE

BE IT RESOLVED BY THE COUNCIL OF THE CITY OF SACRAMENTO:

That the City of Sacramento Fee and Charge Report is hereby amended to include the following solid waste fees and charges to take effect for charges for current services billed on or after July 1, 1994.

I. GARDEN REFUSE COLLECTION -- LAWN AND GARDEN SERVICE -- Monthly rates

Description	Rate Code	Current Rate	Proposed Rate
Single Family Residence	500	4.29	4.29
Double Family Residence	501	5.98	5.98
Residential Units			
3-5 units	502	3.93 + \$1.12/unit	3.93 + \$1.12/unit
6-10 units	503	7.30 + \$0.56/unit	7.30 + \$0.56/unit
11-25 units	504	10.10 + \$0.28/unit	10.10 + \$0.28/unit
26-50 units	505	14.32 + \$0.11/unit	14.32 + \$0.11/unit
over 50 units	Billed non-residential		
Non-residential:			
2 cu. yards of refuse	506	5.05	5.05
3 cu yards of refuse	507	6.18 + \$0.56/cu yd above 3 cu yds	6.18 + \$0.56/cu yd above 3 cu yds
Residential Street Sweeping	508	0.48	0.48
(Note: mobile home park rate is \$0.48 per mobile home)			

II. CURBSIDE RECYCLING

Residential - 4 units or less	0.69	0.69
(per 90 gal can or, for customers with smaller can service, per residential unit)		

III. MONTHLY GARBAGE COLLECTION SERVICE

(NOTE: * denotes restricted service no longer available for new accounts
 "non-curb" is defined as container placement more than 6 ft. from curb)

Description	Rate Components	Rate Code	Current Rate	Proposed Rate
32 gal or less non-curb	1 pickup/wk	600	25.45	28.85
	2 pickups/wk		56.24	63.75
	3 pickups/wk		62.06	70.35
	5 pickups/wk		122.19	138.52
	6 pickups/wk		159.87	181.23
	add'l can/pickup		10.44	11.84
33-40 gal non-curb	1 pickup/wk	601	28.67	32.50
	2 pickups/wk		61.96	70.24
	3 pickups/wk		69.36	78.62
	5 pickups/wk		148.74	168.61
	6 pickups/wk		194.12	220.05
	add'l can/pickup		13.56	15.37
41-50 gal non-curb*	1 pickup/wk	602	37.00	41.94
	2 pickups/wk		69.36	78.62
	3 pickups/wk		76.02	86.18
	5 pickups/wk		175.06	198.45
	6 pickups/wk		209.49	237.48
	add'l can/pickup		18.03	20.43
51-60 gal non-curb*	1 pickup/wk	603	43.01	48.76
	2 pickups/wk		75.58	85.68
	3 pickups/wk		81.43	92.31
	5 pickups/wk		201.81	228.77
	6 pickups/wk		263.18	298.34
	add'l can/pickup		23.58	26.72
32 gal or less curbside/ alley/mobilehome	1 pickup/wk	604	17.67	20.21
	2 pickups/wk		43.31	49.53
	3 pickups/wk		48.32	55.27
	5 pickups/wk		98.38	112.51
	6 pickups/wk		129.33	147.92
	add'l can/pickup		7.46	8.53

Description	Rate Components	Rate Code	Current Rate	Proposed Rate
33-40 gal curbside/ alley/mobilehome	1 pickup/wk	605	20.69	23.66
	2 pickups/wk		48.32	55.27
	3 pickups/wk		54.86	62.74
	5 pickups/wk		120.15	137.41
	6 pickups/wk		157.50	180.13
	add'l can/pickup		9.56	10.94
41-50 gal curbside/ alley/mobilehome	1 pickup/wk	606	27.53	31.48
	2 pickups/wk		54.67	62.52
	3 pickups/wk		60.04	68.66
	5 pickups/wk		142.07	162.49
	6 pickups/wk		181.61	207.71
	add'l can/pickup		11.80	13.49
51-60 gal curbside/ alley/mobilehome	1 pickup/wk	607	32.55	37.22
	2 pickups/wk		59.54	68.10
	3 pickups/wk		64.21	73.43
	5 pickups/wk		164.03	187.61
	6 pickups/wk		214.78	245.64
	add'l can/pickup		13.73	15.71
Auto-lift container	1 pickup/wk	608	12.37	14.28
	per res unit			
	add'l can/pickup per res unit		9.42	10.27
Fee if service for additional container is stopped less than six months after service is started			20.00	20.00
81-90 gallon cans for multiple family residences -- over 4 units*	1 pickup, 1 can	609	0.00	0.00
	1 pickup, 2 cans		0.00	0.00
	2 pickups/wk/can		0.00	0.00
	3 pickups/wk/can		0.00	0.00
	5 pickups/wk/can		0.00	0.00
	6 pickups/wk/can		0.00	0.00
100 gallon cans for multiple family residences -- over 4 units*	1 pickup, 1 can	610	0.00	0.00
	1 pickup, 2 cans		0.00	0.00
	2 pickups/wk/can		0.00	0.00
	3 pickups/wk/can		0.00	0.00
	5 pickups/wk/can		0.00	0.00
	6 pickups/wk/can		0.00	0.00
Lease rates per bin	1 cubic yard bin		13.00	13.00
	2 cubic yard bin		15.16	15.16
	3 cubic yard bin		17.33	17.33
	4 cubic yard bin		19.49	19.49

Description	Rate Components	Rate Code	Current Rate	Proposed Rate
1 yd bin loose/leased for multi-family res over 4 units	1 pickup/wk	611	82.36	86.84
	2 pickups/wk		144.07	152.54
	3 pickups/wk		205.64	218.08
	4 pickups/wk		267.24	283.66
	5 pickups/wk		328.85	349.26
	6 pickups/wk		421.40	447.78
1 yd bin loose/owned for multi-family res over 4 units	1 pickup/wk	612	69.36	73.84
	2 pickups/wk		131.08	139.54
	3 pickups/wk		192.64	205.08
	4 pickups/wk		254.24	270.67
	5 pickups/wk		315.86	336.26
	6 pickups/wk		408.40	434.78
1 yd bin compacted/leased for multi-family res over 4 units	1 pickup/wk	613	144.07	152.54
	2 pickups/wk		262.78	278.22
	3 pickups/wk		381.41	403.83
	4 pickups/wk		491.67	520.56
	5 pickups/wk		618.98	655.36
	6 pickups/wk		797.33	844.18
1 yd bin compacted/owned for multi-family res over 4 units	1 pickup/wk	614	131.08	139.54
	2 pickups/wk		254.29	270.72
	3 pickups/wk		377.41	401.79
	4 pickups/wk		491.84	523.61
	5 pickups/wk		624.00	664.30
	6 pickups/wk		809.09	861.36
2 yd bin loose/leased for multi-family res over 4 units	1 pickup/wk	615	102.91	111.20
	2 pickups/wk		175.43	190.57
	3 pickups/wk		248.03	270.02
	4 pickups/wk		320.45	349.28
	5 pickups/wk		392.86	428.53
	6 pickups/wk		501.33	547.24
2 yd bin loose/owned for multi-family res over 4 units	1 pickup/wk	616	87.75	96.04
	2 pickups/wk		160.27	175.41
	3 pickups/wk		232.87	254.86
	4 pickups/wk		305.29	334.12
	5 pickups/wk		377.70	413.37
	6 pickups/wk		486.17	532.09
2 yd bin compacted/leased for multi-family res over 4 units	1 pickup/wk	617	175.51	190.65
	2 pickups/wk		317.40	345.95
	3 pickups/wk		465.07	507.56
	4 pickups/wk		627.73	685.59
	5 pickups/wk		754.40	824.22
	6 pickups/wk		971.52	1,061.84

Description	Rate Components	Rate Code	Current Rate	Proposed Rate
2 yd bin compacted/owned for multi-family res over 4 units	1 pickup/wk	618	160.35	175.49
	2 pickups/wk		302.25	330.79
	3 pickups/wk		449.91	492.40
	4 pickups/wk		612.58	670.43
	5 pickups/wk		739.25	809.06
	6 pickups/wk		956.36	1,046.68
3 yd bin leased for multi-family res over 4 units	1 pickup/wk	619	124.43	135.55
	2 pickups/wk		221.06	242.21
	3 pickups/wk		315.23	346.15
	4 pickups/wk		405.90	446.23
	5 pickups/wk		496.57	546.32
	6 pickups/wk		630.85	694.54
3 yd bin owned for multi-family res over 4 units	1 pickup/wk	620	107.10	118.22
	2 pickups/wk		203.73	224.88
	3 pickups/wk		297.90	328.82
	4 pickups/wk		388.57	428.91
	5 pickups/wk		479.25	528.99
	6 pickups/wk		613.53	677.22
3 yd bin compactor for multi-family res over 4 units	1 pickup/wk	621	245.44	270.91
	2 pickups/wk		429.59	474.18
	3 pickups/wk		613.42	677.10
	4 pickups/wk		769.89	849.81
	5 pickups/wk		982.87	1,084.89
	6 pickups/wk		1,257.84	1,388.41
4 yd bin leased for multi-family res over 4 units	1 pickup/wk	622	145.91	159.91
	2 pickups/wk		267.32	294.75
	3 pickups/wk		383.51	423.81
	4 pickups/wk		492.62	545.00
	5 pickups/wk		601.73	666.19
	6 pickups/wk		762.03	844.23
4 yd bin owned for multi-family res over 4 units	1 pickup/wk	623	126.42	140.42
	2 pickups/wk		247.83	275.27
	3 pickups/wk		364.03	404.33
	4 pickups/wk		473.14	525.52
	5 pickups/wk		582.25	646.71
	6 pickups/wk		742.54	824.75

Description	Rate Components	Rate Code	Current Rate	Proposed Rate
5 yd bin owned for multi-family res over 4 units	1 pickup/wk	625	142.73	162.61
	2 pickups/wk		259.85	296.04
	3 pickups/wk		377.90	430.53
	4 pickups/wk		495.11	564.06
	5 pickups/wk		612.31	697.59
	6 pickups/wk		786.50	896.04
6 yd bin owned for multi-fam res over 4 units	1 pickup/wk	627	161.82	184.80
	2 pickups/wk		316.04	360.91
	3 pickups/wk		470.52	537.33
	4 pickups/wk		623.26	711.75
	5 pickups/wk		775.98	886.15
	6 pickups/wk		1,011.83	1,155.49
Com 32 gal or less	1 pickup/wk	630	25.70	28.01
	2 pickups/wk		51.38	56.00
	3 pickups/wk		77.06	84.00
	4 pickups/wk		102.76	112.01
	5 pickups/wk		128.44	140.00
	6 pickups/wk add'l can		154.12	167.99
Com 33-40 gal	1 pickup/wk	631	27.22	29.67
	2 pickups/wk		54.44	59.34
	3 pickups/wk		81.65	88.99
	4 pickups/wk		108.86	118.66
	5 pickups/wk		136.08	148.33
	6 pickups/wk add'l can		163.30	178.00
Com 41-50 gal	1 pickup/wk	632	36.42	39.70
	2 pickups/wk		72.84	79.40
	3 pickups/wk		109.27	119.10
	4 pickups/wk		145.69	158.80
	5 pickups/wk		182.11	198.50
	6 pickups/wk add'l can		218.53	238.20
Com 51-60 gal	1 pickup/wk	633	41.89	45.66
	2 pickups/wk		83.78	91.32
	3 pickups/wk		125.68	136.99
	4 pickups/wk		167.57	182.65
	5 pickups/wk		209.46	228.31
	6 pickups/wk add'l can		251.35	273.97
			20.30	22.13

Description	Rate Components	Rate Code	Current Rate	Proposed Rate
Com 1 yd bin Loose/Leased	1 pickup/wk	634	80.12	84.85
	2 pickups/wk		147.26	156.71
	3 pickups/wk		214.39	228.56
	4 pickups/wk		281.52	300.41
	5 pickups/wk		348.65	372.26
	6 pickups/wk		415.78	444.11
Com 1 yd bin Loose/Owned	1 pickup/wk	635	67.13	71.85
	2 pickups/wk		134.27	143.71
	3 pickups/wk		201.40	215.56
	4 pickups/wk		268.52	287.41
	5 pickups/wk		335.65	359.26
	6 pickups/wk		402.78	431.11
Com 1 yd bin Compacted/Leased	1 pickup/wk	636	139.58	148.48
	2 pickups/wk		266.15	283.95
	3 pickups/wk		392.73	419.44
	4 pickups/wk		519.30	554.91
	5 pickups/wk		645.88	690.39
	6 pickups/wk		772.45	825.87
Com 1 yd bin Compacted/Owned	1 pickup/wk	637	126.58	135.48
	2 pickups/wk		253.15	270.96
	3 pickups/wk		379.73	406.44
	4 pickups/wk		506.30	541.91
	5 pickups/wk		632.88	677.40
	6 pickups/wk		759.45	812.87
Com 2 yd bin Loose/Leased	1 pickup/wk	638	100.40	109.21
	2 pickups/wk		185.63	203.24
	3 pickups/wk		270.87	297.29
	4 pickups/wk		356.10	391.33
	5 pickups/wk		441.34	485.38
	6 pickups/wk		526.57	579.42
Com 2 yd bin Loose/Owned	1 pickup/wk	639	85.24	94.05
	2 pickups/wk		170.47	188.09
	3 pickups/wk		255.71	282.14
	4 pickups/wk		340.94	376.18
	5 pickups/wk		426.18	470.23
	6 pickups/wk		511.42	564.26
Com 2 yd bin Compacted/Leased	1 pickup/wk	640	171.26	187.39
	2 pickups/wk		327.35	359.61
	3 pickups/wk		483.45	531.84
	4 pickups/wk		639.54	704.06
	5 pickups/wk		795.62	876.28
	6 pickups/wk		951.72	1,048.51
Com 2 yd bin Compacted/Owned	1 pickup/wk	641	156.10	172.23
	2 pickups/wk		312.19	344.45
	3 pickups/wk		468.29	516.68
	4 pickups/wk		624.38	688.90
	5 pickups/wk		780.47	861.12
	6 pickups/wk		936.57	1,033.35

Description	Rate Components	Rate Code	Current Rate	Proposed Rate
Com 3 yd bin leased	1 pickup/wk	642	119.71	133.56
	2 pickups/wk		222.10	249.79
	3 pickups/wk		324.48	366.00
	4 pickups/wk		426.87	482.23
	5 pickups/wk		529.26	598.46
	6 pickups/wk		631.64	714.68
Com 3 yd bin owned	1 pickup/wk	643	102.39	116.23
	2 pickups/wk		204.78	232.46
	3 pickups/wk		307.16	348.68
	4 pickups/wk		409.55	464.91
	5 pickups/wk		511.94	581.14
	6 pickups/wk		614.32	697.36
Com 3 yd bin compactor	1 pickup/wk	644	133.28	151.94
	2 pickups/wk		266.56	303.88
	3 pickups/wk		399.85	455.82
	4 pickups/wk		533.13	607.77
	5 pickups/wk		666.41	759.71
	6 pickups/wk		799.69	911.65
Com 4 yd bin leased	1 pickup/wk	645	141.65	157.92
	2 pickups/wk		263.79	296.33
	3 pickups/wk		385.94	434.75
	4 pickups/wk		508.09	573.17
	5 pickups/wk		630.24	711.58
	6 pickups/wk		752.39	850.00
Com 4 yd bin owned	1 pickup/wk	646	122.16	138.43
	2 pickups/wk		244.31	276.85
	3 pickups/wk		366.46	415.26
	4 pickups/wk		488.61	553.68
	5 pickups/wk		610.76	692.10
	6 pickups/wk		732.91	830.52
Com 4 yd bin compactor	1 pickup/wk	647	163.45	186.33
	2 pickups/wk		326.89	372.65
	3 pickups/wk		490.33	558.98
	4 pickups/wk		653.77	745.30
	5 pickups/wk		817.21	931.62
	6 pickups/wk		980.65	1,117.94

Description	Rate Components	Rate Code	Current Rate	Proposed Rate
Com 5 yd bin owned	1 pickup/wk	649	140.40	160.62
	2 pickups/wk		280.80	321.23
	3 pickups/wk		421.20	481.85
	4 pickups/wk		561.60	642.47
	5 pickups/wk		702.00	803.07
	6 pickups/wk		842.40	963.69
Com 5 yd bin compactor	1 pickup/wk	650	172.50	198.38
	2 pickups/wk		345.01	396.77
	3 pickups/wk		517.52	595.14
	4 pickups/wk		690.02	793.52
	5 pickups/wk		862.52	991.90
	6 pickups/wk		1,035.03	1,190.28
Com 6 yd bin owned	1 pickup/wk	652	158.49	182.81
	2 pickups/wk		316.97	365.61
	3 pickups/wk		475.45	548.40
	4 pickups/wk		633.93	731.20
	5 pickups/wk		792.41	914.00
	6 pickups/wk		950.91	1,096.81
Com 6 yd bin compactor	1 pickup/wk	653	221.55	254.79
	2 pickups/wk		443.11	509.57
	3 pickups/wk		664.66	764.36
	4 pickups/wk		886.21	1,019.14
	5 pickups/wk		1,107.77	1,273.93
	6 pickups/wk		1,329.32	1,528.72
Com 10 yd bin loose	1 pickup/wk	654	232.56	268.24
	2 pickups/wk		465.11	536.48
	3 pickups/wk		697.67	804.72
	4 pickups/wk		930.23	1,072.96
	5 pickups/wk		1,162.78	1,341.19
	6 pickups/wk		1,395.33	1,609.43
Com 10 yd bin compacted	1 pickup/wk	655	382.18	440.82
	2 pickups/wk		764.34	881.62
	3 pickups/wk		1,146.52	1,322.44
	4 pickups/wk		1,528.68	1,763.24
	5 pickups/wk		1,910.86	2,204.06
	6 pickups/wk		2,293.03	2,644.86

Description	Rate Components	Rate Code	Current Rate	Proposed Rate
Com 20 yd bin loose	1 pickup/wk	656	341.52	393.93
	2 pickups/wk		683.04	787.84
	3 pickups/wk		1,024.55	1,181.75
	4 pickups/wk		1,366.06	1,575.67
	5 pickups/wk		1,707.57	1,969.58
	6 pickups/wk		2,049.09	2,363.49
Com 20 yd bin compacted	1 pickup/wk	657	601.72	694.05
	2 pickups/wk		1,203.44	1,388.09
	3 pickups/wk		1,805.14	2,082.11
	4 pickups/wk		2,406.87	2,776.17
	5 pickups/wk		3,008.58	3,470.20
	6 pickups/wk		3,610.30	4,164.25
Com 25 yd bin loose	1 pickup/wk	658	396.81	457.70
	2 pickups/wk		793.61	915.38
	3 pickups/wk		1,190.42	1,373.08
	4 pickups/wk		1,587.24	1,830.78
	5 pickups/wk		1,984.04	2,288.46
	6 pickups/wk		2,380.85	2,746.16
Com 25 yd bin compacted	1 pickup/wk	659	712.31	821.60
	2 pickups/wk		1,424.60	1,643.19
	3 pickups/wk		2,136.91	2,464.79
	4 pickups/wk		2,849.21	3,286.38
	5 pickups/wk		3,561.50	4,107.97
	6 pickups/wk		4,273.81	4,929.57
Com 30 yd bin loose	1 pickup/wk	660	452.10	521.47
	2 pickups/wk		904.20	1,042.94
	3 pickups/wk		1,356.30	1,564.41
	4 pickups/wk		1,808.40	2,085.88
	5 pickups/wk		2,260.50	2,607.34
	6 pickups/wk		2,712.60	3,128.81
Com 30 yd bin compacted	1 pickup/wk	661	821.26	947.27
	2 pickups/wk		1,642.53	1,894.55
	3 pickups/wk		2,463.79	2,841.82
	4 pickups/wk		3,285.04	3,789.08
	5 pickups/wk		4,106.30	4,736.36
	6 pickups/wk		4,927.56	5,683.63
Com 35 bin loose	1 pickup/wk	662	505.77	583.37
	2 pickups/wk		1,011.53	1,166.74
	3 pickups/wk		1,517.30	1,750.11
	4 pickups/wk		2,023.07	2,333.48
	5 pickups/wk		2,528.84	2,916.85
	6 pickups/wk		3,034.60	3,500.22
Com 35 bin compacted	1 pickup/wk	663	931.85	1,074.83
	2 pickups/wk		1,863.70	2,149.66
	3 pickups/wk		2,795.54	3,224.48
	4 pickups/wk		3,727.39	4,299.31
	5 pickups/wk		4,659.23	5,374.12
	6 pickups/wk		5,591.08	6,448.95

Description	Rate Components	Rate Code	Current Rate	Proposed Rate
Com 40 yd bin loose	1 pickup/wk	664	561.07	647.15
	2 pickups/wk		1,122.12	1,294.30
	3 pickups/wk		1,683.18	1,941.44
	4 pickups/wk		2,244.24	2,588.59
	5 pickups/wk		2,805.30	3,235.74
	6 pickups/wk		3,366.36	3,882.88
Com 40 yd bin compacted	1 pickup/wk	665	1,040.81	1,200.50
	2 pickups/wk		2,081.61	2,401.01
	3 pickups/wk		3,122.42	3,601.51
	4 pickups/wk		4,163.22	4,802.01
	5 pickups/wk		5,204.03	6,002.52
	6 pickups/wk		6,244.83	7,203.02
Com 1 blanket	1 pickup	666	16.95	19.49
	2 pickups		33.91	39.00
	3 pickups		50.86	58.49
	4 pickups		67.81	77.99
	5 pickups		84.76	97.48
	6 pickups		101.71	116.97
Com 2 blanket	1 pickup	667	27.86	32.04
	2 pickups		55.70	64.06
	3 pickups		83.55	96.08
	4 pickups		111.40	128.12
	5 pickups		139.25	160.14
	6 pickups		167.09	192.16
Com 3 blanket	1 pickup	668	43.28	49.78
	2 pickups		86.56	99.54
	3 pickups		129.84	149.32
	4 pickups		173.11	199.08
	5 pickups		216.40	248.86
	6 pickups		259.67	298.62
Com 4 blanket	1 pickup	669	58.72	67.53
	2 pickups		117.45	135.07
	3 pickups		176.16	202.58
	4 pickups		234.88	270.12
	5 pickups		293.60	337.63
	6 pickups		352.32	405.17
Com 5 blanket	1 pickup	670	73.40	84.41
	2 pickups		146.80	168.82
	3 pickups		220.21	253.24
	4 pickups		293.60	337.63
	5 pickups		367.00	422.05
	6 pickups		440.40	506.46
Com Cart*	5 pickups	671	73.70	84.76
Trailer*	5 pickups	672	307.96	354.15

IV. Old Sacramento Service Courts

Description	Rate Components	Rate Code	Current Rate	Proposed Rate
Com 6 yd compact unit	1 pickup	680	451.50	519.22
	2 pickups		618.09	710.80
	3 pickups		784.67	902.37
	4 pickups		1,036.27	1,191.71
	5 pickups		1,116.69	1,284.20
	6 pickups		1,365.99	1,570.89
	Special call/daily		83.65	96.19
	Special call/Sunday		124.19	142.82

The property adjacent to each service court will be billed for solid waste service utilizing the following criteria:

Parcel size	25%
Square footage of building	50%
Front footage of building	25%

V. SPECIAL GARBAGE COLLECTION SERVICE

Description	Rate Components	Current Rate	Proposed Rate
Extra can or bag on normal route (not to exceed 5 cans/bags)	1-32 gal commercial or curbside	8.29	9.20
	32-89 gal commercial or curbside	10.63	11.80
	autolift container	9.42	10.46
Extra can or bag on normal route (not to exceed 5 cans/bags)	1-32 gal non-curb	11.60	12.42
	32-89 gal non-curb	15.07	16.12
Collection on special call	32 gal or less	25.34	27.88
	each additional can	8.29	9.11
	auto-lift container	20.51	22.56
Bins/daily	1 cubic yard	38.53	40.85
	2 cubic yards	48.75	53.36
	3 cubic yards	59.50	65.68
	4 cubic yards	70.24	78.01
	5 cubic yards	79.30	90.34
	6 cubic yards	89.90	102.67
Bins/Sunday	1 cubic yard	57.80	61.27
	2 cubic yards	73.13	80.03
	3 cubic yards	89.25	98.52
	4 cubic yards	105.35	117.02
	5 cubic yards	118.94	135.51
	6 cubic yards	134.85	154.00
Roll-off containers/daily	10 cubic yards	129.20	134.12
	20 cubic yards	189.74	196.96
	25 cubic yards	220.45	228.85
	30 cubic yards	251.17	260.73
	35 cubic yards	280.98	291.69
	40 cubic yards	311.70	323.58

Description	Rate Components	Current Rate	Proposed Rate
Roll-off containers/Sunday	10 cubic yards	193.80	201.18
	20 cubic yards	284.60	295.44
	25 cubic yards	330.68	343.27
	30 cubic yards	376.75	391.10
	35 cubic yards	421.47	437.53
	40 cubic yards	467.56	485.37
Deliver bin and pickup	1 cubic yard	77.07	81.69
	2 cubic yards	97.50	106.71
	3 cubic yards	119.00	131.36
	4 cubic yards	140.47	156.02
Compactors/daily	3 cubic yards	74.05	75.97
	4 cubic yards	90.81	93.17
	5 cubic yards	95.84	99.19
	6 cubic yards	123.09	127.39
Compactors/Sunday	3 cubic yards	111.07	113.96
	4 cubic yards	136.21	139.75
	5 cubic yards	143.75	148.78
	6 cubic yards	184.63	191.09
Compacted Roll-off container/daily	10 cubic yards	212.32	220.41
	20 cubic yards	334.29	347.02
	25 cubic yards	395.73	410.80
	30 cubic yards	456.26	473.64
	35 cubic yards	517.69	537.42
	40 cubic yards	578.23	600.25
Compacted Roll-off container/Sunday	10 cubic yards	318.48	330.61
	20 cubic yards	501.43	520.53
	25 cubic yards	593.59	616.20
	30 cubic yards	684.39	710.46
	35 cubic yards	776.54	806.12
	40 cubic yards	867.34	900.38
Special cleanups/per hour per worker (Time required to remove, load in truck, and haul away rubbish or waste matter, plus travel time. 2-person min, 2-hour min)		37.42	37.42
Special waste handling			
10 cubic yards		313.26	344.58
		460.04	506.04
		534.51	587.96
		608.98	669.88
		681.27	749.40
		755.76	831.34

VI. COMPOST SALES

Description	Rate Components	Current Rate	Proposed Rate
Grade A per cubic yard	0-5 cu.yds.	10.00	10.00
	6-15 cu.yds.	10.00	10.00
	16-60 cu. yds.	9.00	9.00
	61+ cu.yds.	8.00	8.00
Grade B per cubic yard	0-5 cu.yds.	8.00	8.00
	6-15 cu.yds.	7.00	7.00
	16-60 cu. yds.	6.00	6.00
	61+ cu.yds.	5.00	5.00

MAYOR

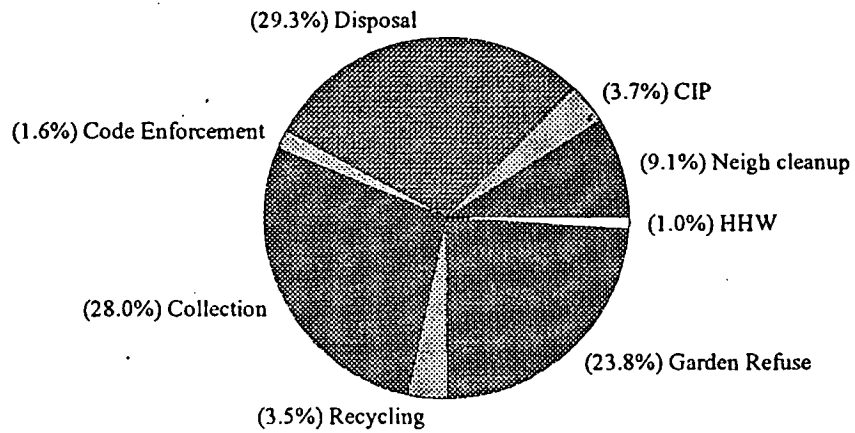
ATTEST:

CITY CLERK

SERVICE AND RATE COMPARISON

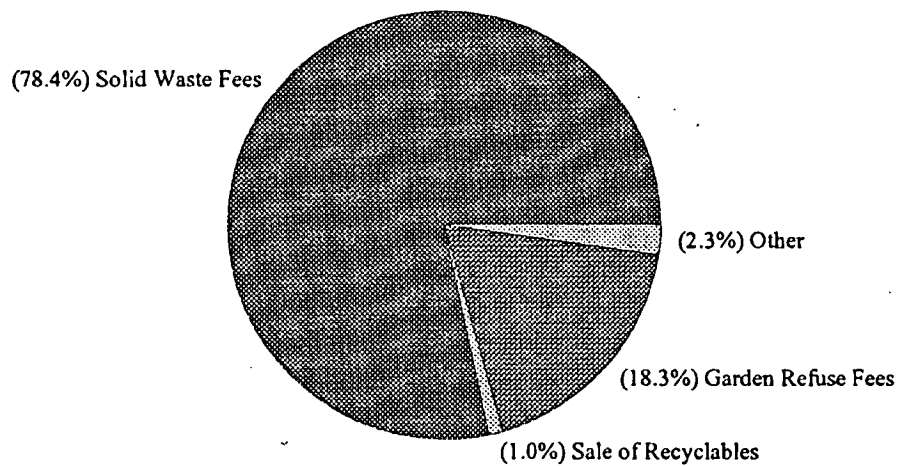
	Sacramento (Current)	Sacramento (Proposed)	Sacramento County	Modesto	Stockton	Fresno	Berkeley
Garbage Collection	X	X	X	X	X	X (twice per week)	X
Garbage Disposal	X	X	X	X	X	X	X
Nuisance Abatement Support	X	X					X
Neighborhood/Community Cleanup	X	X	X				X
Household Hazardous Waste Collection	X	X	X				
Curbside Recycling	X	X	X	X	X	X	X
Green Waste	X (Separately collected)	X (Separately collected)	X (In 90-gallon)	X (In 90-gallon; separately during leaf season only)	X (Separately collected bi-weekly)	X (In 100-gallon can)	X (Separately collected)
TOTAL MONTHLY RATE	\$17.83	\$19.74	\$12.50	\$13.07	\$18.35	\$15.58	\$35.60

1994-95 Expenditures by Category



Total Expenditure: \$35.2 million

1994-95 Revenues by Category



Total Revenues: \$33.9 million

SOLID WASTE FUND BALANCE PROJECTIONS

(dollars in thousands)

	1993-94 Midyear	1994-95 Proposed	Difference Fav/(Unfav)	1995-96	1996-97	1997-98	1998-99	1999-2000
Beginning Fund Balance	2,662	2,379	(283)	1,259	368	478	306	(156)
Annual Revenue								
Interest	511	325	(186)	325	325	325	325	325
User Fees	30,130	33,130	3,000	33,461	33,796	34,134	34,475	34,820
Other	465	465	0	465	465	465	465	465
Total Annual Revenue	31,106	33,920	2,814	34,251	34,586	34,924	35,265	35,610
Transfers In	160	160	0	160	160	160	160	160
Expenditures								
Employee Services	11,573	11,139	434	11,362	11,589	11,821	12,058	12,299
Services and Supplies	15,456	18,656	(3,200)	19,029	19,409	19,797	20,193	20,597
Equipment	74	650	(576)	100	100	100	100	100
Debt Service	3,322	3,322	0	3,322	3,322	3,322	3,322	3,322
Labor/Supply Offset	(42)	0	(42)	0	0	0	0	0
Transfers out	215	215	0	215	215	215	215	215
Subtotal expenditures	30,598	33,982	(3,384)	34,028	34,636	35,256	35,888	36,533
Capital Improvements	1,814	1,218	596	1,275	0	0	0	0
Annual Surplus/(Deficit)	(1,146)	(1,120)	26	(891)	110	(172)	(463)	(763)
Other Sources/(Uses)	863	0	(863)	0	0	0	0	0
Ending Fund Balance	2,379	1,259	(1,120)	368	478	306	(156)	(919)
	7.0%	3.7%		1.1%	1.4%	0.9%	-0.5%	-2.7%

RESOLUTION NO. 94-404

ADOPTED BY THE SACRAMENTO CITY COUNCIL

ON DATE OF _____

RESOLUTION ADOPTING THE 1994-95 SOLID WASTE FUND EXPENDITURE AND REVENUE BUDGETS

APPROVED
BY THE CITY COUNCIL

JUN 21 1994

OFFICE OF THE
CITY CLERK

BE IT RESOLVED BY THE COUNCIL OF THE CITY OF SACRAMENTO:

1. The Solid Waste Fund 1994-95 expenditure and revenue budgets are authorized at the following levels

A. Solid Waste Fund Operation Budget	\$33.95 million
B. Solid Waste Fund Capital Budget	\$1.2 million
C. Solid Waste Fund Revenue Budget	\$33.9 million

2. The following positions are hereby eliminated from the 1994-95 Solid Waste Fund Budget upon closure of the City landfill:

General Helper	1.0 FTE
Maintenance Worker	2.0 FTE
Landfill Equipment Operator	3.0 FTE

3. The following positions are added to the 1994-95 Solid Waste Fund Budget

General Helper	2.0 FTE
Sanitation Worker I	1.0 FTE
Sanitation Worker II	2.0 FTE
Sanitation Worker III	2.0 FTE
Utility Services Inspector (Limited term)	1.0 FTE

MAYOR

ATTEST:

CITY CLERK

FOR CITY CLERK USE ONLY

RESOLUTION NO.: _____

DATE ADOPTED: _____ 43

RESOLUTION NO.

ADOPTED BY THE SACRAMENTO CITY COUNCIL

ON DATE OF _____

RESOLUTION ADOPTING THE 1994-95 SOLID WASTE FUND EXPENDITURE AND REVENUE BUDGETS

BE IT RESOLVED BY THE COUNCIL OF THE CITY OF SACRAMENTO:

1. The Solid Waste Fund 1994-95 expenditure and revenue budgets are authorized at the following levels

A. Solid Waste Fund Operation Budget	\$33.95 million
B. Solid Waste Fund Capital Budget	\$1.2 million
C. Solid Waste Fund Revenue Budget	\$33.9 million

2. The following positions are hereby eliminated from the 1994-95 Solid Waste Fund Budget upon closure of the City landfill:

General Helper	1.0 FTE
Maintenance Worker	2.0 FTE
Landfill Equipment Operator	3.0 FTE

3. The following positions are added to the 1994-95 Solid Waste Fund Budget

General Helper	2.0 FTE
Sanitation Worker I	1.0 FTE
Sanitation Worker II	2.0 FTE
Sanitation Worker III	2.0 FTE
Utility Services Inspector (Limited term)	1.0 FTE

FOR CITY CLERK USE ONLY

RESOLUTION NO.: _____

DATE ADOPTED: _____ 43