



4

**DEPARTMENT OF PARKS  
AND COMMUNITY SERVICES**

ROBERT P. THOMAS  
DIRECTOR

G. ERLING LINGGI  
ASSISTANT DIRECTOR

WALTER S. UEDA  
DEPUTY DIRECTOR

**CITY OF SACRAMENTO  
CALIFORNIA**

July 2, 1991

1231 I STREET  
SUITE 400  
SACRAMENTO, CA  
95814-2977

916-449-5200  
FAX 916-449-8584

DIVISIONS:  
GOLF  
CROCKER ART MUSEUM  
HISTORY AND SCIENCE  
METROPOLITAN ARTS  
SACRAMENTO ZOO  
PARKS AND RECREATION  
• NORTH  
• SOUTH  
• CITY-WIDE

**Budget and Finance/Transportation  
and Community Development Committee  
Sacramento, California**

Honorable Members in Session:

**SUBJECT: REPORT BACK - 4TH R PROGRAM AND CHILD CARE COORDINATOR**

**SUMMARY**

This report provides information requested by committee members when the Status Report on the 4th R School-Age Child Care Program and the Child Care Coordinator was reviewed by the Joint Committee in April. In addition, the report provides updated information on two recent developments impacting child care services in the community - Expansion of the 4th R Program and Federal Child Care Funding.

**BACKGROUND INFORMATION**

Members of the joint committee directed staff to report back with a variety of information and statistical data on a number of issues and topic areas related to the 4th R Program, the Child Care Coordinator, and child care in general in the city and within the community at large. The following information and the extensive appendix (Exhibits A - N) attached to the report provides all of the information requested.

Subsequent to the development of the Status Report on the 4th R Program and the Child Care Coordinator (Exhibit A), two additional child care issues with relevance to the city have emerged - Federal Funding for Child Care and a potential expansion of the 4th R Program. An update on these two issues is as follows:

**Federal Funding for Child Care**

The new Federal Child Care and Development Block Grant provides California with funding to expand its child care services. Each County will be asked by the State to establish a county-wide Child Care Planning Council and to develop local priorities for each county's allocation. This allocation will be based on a predetermined formula relative to the amount

1

of eligible low-income families/children in each county. It is anticipated that Sacramento County will receive in the neighborhood of two million dollars annually. This planning process has begun in this county under the leadership of the Children's Commission with the Child Care Coordinator and the Superintendent of the Office of Human Services participating.

A community-wide forum/public hearing was held on June 6 to obtain comments and participation from as wide a segment of the child care provider, consumer and advocate population as possible throughout the community. It is anticipated that this county's priorities will focus on: (1) those parts of the county and population most underserved with subsidized care; (2) those types of services (infant/toddler or preschool or school age) with the greatest unmet demand; (3) services to special populations (homeless, disabled, etc.); and (4) provisions for parents/families to have as much choice in the determination of the type of child care services they desire (Exhibit B).

The State will issue competitive RFP's based on the above priorities with initial funding anticipated for the fall of this year. Formal guidelines have not been received from the state. Any new information will be presented orally when this report is heard before the committee.

#### Expansion of 4th R Program

The expansion of the 4th R Program to other School Districts or to other sites within the Sacramento City Unified School District is restricted by a number of factors, including:

1. Insufficient families in any one neighborhood/school community to pay for the program; the available subsidy funds are already committed and we have extensive waiting lists;
2. Non-Availability of facilities, including both separate and shared, at a school site;
3. Other entities, nonprofit organizations and/or the school district themselves, operating similar programs.

Parks and Community Services was contacted by the State Department of Education regarding our interest in assuming the contract of a nonprofit agency beginning July 1 of this year. This would provide for five additional sites in the Robla (one site), Elk Grove (one site), and Natomas School Districts (three sites). These programs are currently operated like the 4th R Program with both a state grant and participant fees equal, at a minimum, to the grant amount funding the program. Unfortunately, this contract was awarded to a Santa Clara based organization and included a \$2.5 million contract for the Stockton Unified School District. It is our understanding that this is a one-year temporary contract pending the issuance of a formal RFP. We would anticipate applying for the Sacramento operation at that time.

#### County Related Child Care Issues

Child Care Coordinator: When the city began to implement the Mayor's Task Force Report on Child Care (1985), there was some discussion of developing a joint City-County Child Care Coordinator's position. At that time the county utilized another position, on a less than full-time basis, to work primarily on county employee related child care issues. Because of this situation, the issue of a jointly funded position was dropped. However, in 1989, the county hired a full-time Child Care Coordinator; and, while initially the focus of the

position was on the child care needs and issues of county employees, in recent months the person has been involved in a broader range of child care issues and concerns.

While there has been a minimum of overlap and duplication between the two positions to date, a memorandum of understanding should be developed between the two parties so as to maximize the collective resources and energies of both entities as well as clarify the responsibilities of the Children's Commission in this regard (see below).

Ordinance - Developer Fees: The county has shown no interest in pursuing this option.

Child Care Fund/Authority: Under the auspices of the Children's Commission, the county has pursued the development of a Child Care Fund/Authority. The Child Care Endowment Fund is a mechanism for accepting and disbursing funds primarily for enhancing the affordability of child care. The Task Force that developed the Authority included representation by Councilmember Pane's office.

Other County Child Care issues: The general range of child care related issues at the county level has been a responsibility of the Child Care Committee of the Children's Commission. The Board of Supervisors has adopted a number of the recommendations of the Commission relative to Child Care (Exhibit C).

#### Child Care Facilities - New Schools

The Sacramento City Unified School District included the building of child care centers for school-aged children at the new Lisbon and Martin Luther King Elementary Schools in the Pocket Area. In addition, when the Bidwell and Sloat Schools were updated as part of the Magnet School Plan, child care facilities were included. While not the official policy of the School Board, administrative direction is to include these types of facilities in all future new development.

None of the other Districts within the city have a similar policy of including child care facilities at the time of new school construction.

#### Child Care Ordinance/Resolution

Public Resolution: The current public sector child care resolution (Exhibit D) contains no specific standards/criteria to guide staff in their negotiations with developers of such projects. It is the view of staff of both the Housing and Redevelopment Agency and the Planning Division that such standards would be appropriate and are needed to assist them in project development. A staff task force from various departments is in the process of developing these standards.

Child Care Nexus Study: The Nexus Study that was used as the basis for the original draft of a child care ordinance/resolution was done in 1988. Should the decision be made to proceed with an ordinance/resolution, the following portions of the Nexus Study will need to be redone/updated:

- a. All of the statistical information will need to be updated including child care vacancy rates and capacities, national trends, census data, and the square foot costs to build child care facilities.

Child Care Ordinance/Resolution (Cont'd)

- b. The formulas used to determine the conclusions need to be consistent with the housing nexus.

This update would take from two to three months and would cost in the range of \$10,000 to \$15,000.

An update of the Nexus Study would provide the basis for developing appropriate standards/criteria for the Public Sector Resolution and be the model for future development of a private sector ordinance/resolution (Exhibit E).

Analysis of this Alternative: While attractive as a mechanism for either obtaining child care facilities or funds to build facilities, an ordinance mandating such a requirement was felt to be inappropriate at this time. The overall impact of current developer fees and requirements (plus any additional fees a Child Care ordinance would require) needs to be balanced with other potential alternatives to mitigating the child care dilemma and the collective strategies for involving all parties - consumers, employers, employees, providers, developers, and government - in the resolution of the community's child care needs. This comprehensive approach was identified in the Child Care Coordinator Progress Report (Exhibit A - Pages 14-15).

In the view of staff, all of the components necessary for a comprehensive approach to resolving/mitigating the community's child care needs are not in place; and, therefore, it was inappropriate to ask one segment of that effort to bear their share without including others.

Statistical Reports

Members of the committee requested a variety of specific statistical and/or other information in a number of areas. This information is provided in the appendix (Exhibits F - N) and included the following:

Excerpts from the League of Women Voters Report on Child Care; various reports regarding the capacities and availability of Child Care facilities within the city including an overall county-wide child care survey; identification of non-English speaking capacities of child care center staffs; status reports on both the Head Start and GAIN programs; and child care costs.

Child Care Coordinator Position Restructuring

This issue, as identified by the Council during the Department's budget hearing, is being addressed in a report back as part of the budget development process.

FINANCIAL DATA

None - no change from the original status report.

POLICY CONSIDERATIONS

No change from the original status report.

(4)

July 2, 1991

MBE/WBE EFFORTS

No impact.

RECOMMENDATION

As the Joint Committee took no action on the recommendations submitted in the April 2, 1991, report, they are being resubmitted basically as previously written.

It is recommended that the Joint Committee approve the April 2, 1991, report (Attachment E) - STATUS REPORT ON THE 4TH R SCHOOL-AGE CHILD CARE PROGRAM AND THE CHILD CARE COORDINATOR and the supplemental information requested and contained in this report and refer it to the City Council for action. Further, it is recommended that the City Council, by resolution:


1. Direct staff to monitor the construction of child care facilities by the private sector through June 1992. If no substantial increase in facilities is achieved through voluntary efforts, the staff is directed to prepare a draft ordinance to include a developer fee for City Council consideration.
2. Direct staff to identify a funding source for the purchase and/or lease of portable facilities for utilization by the 4th R Program.
3. Direct staff to report back by January 1992 on additional alternative sources of funding for subsidizing child care for low and moderate income families.
4. Direct staff to explore enabling legislation that would allow for a Child Care Authority and reaffirm the city's commitment to work cooperatively with the County of Sacramento to implement the Child Care Endowment Fund.

Respectfully submitted,




Ken Harris, Manager  
Parks and Recreation City-wide

Recommendation Approved:



Jack R. Crist  
Deputy City Manager

Approved:



Robert P. Thomas, Director  
Parks and Community Services

RPT:jm  
Attachment

July 2, 1991  
All Districts

Contact Person: Alan Boyd, Superintendent, Office of Human Services, 449-5171

# RESOLUTION NO.

ADOPTED BY THE SACRAMENTO CITY COUNCIL

ON DATE OF \_\_\_\_\_

## RESOLUTION DIRECTING STAFF TO MONITOR PRIVATE SECTOR CONSTRUCTION OF CHILD CARE FACILITIES, IDENTIFY FUNDING SOURCES AND EXPLORE ENABLING LEGISLATION FOR A CHILDCARE AUTHORITY

BE IT RESOLVED BY THE CITY COUNCIL OF THE CITY OF SACRAMENTO:

1. That staff will monitor the construction of child care facilities by the private sector through June 1992. If no substantial increase in facilities is achieved through voluntary efforts, the staff is directed to prepare a draft ordinance to include a developer fee for City Council consideration.
2. Staff will identify a funding source for the purchase and/or lease of portable facilities for utilization by the 4th R Program.
3. Staff will report back by January 1992 on additional alternative sources of funding for subsidizing child care for low and moderate income families.
4. Staff will explore enabling legislation that would allow for a Child Care Authority and reaffirm the city's commitment to work cooperatively with the County of Sacramento to implement the Child Care Endowment Fund.

\_\_\_\_\_  
MAYOR

ATTEST:

\_\_\_\_\_  
CITY CLERK

\_\_\_\_\_  
FOR CITY CLERK USE ONLY

RESOLUTION NO.: \_\_\_\_\_

DATE ADOPTED: \_\_\_\_\_

(6)

# APPENDIX

- Exhibit A - Status Report on the 4th R and Child Care Coordinator, April 2, 1991  
(white)
- Exhibit B - Federal Child Care and Development Block Grant  
(blue)
- Exhibit C - Childrens Commission Child Care Report  
(buff)
- Exhibit D - Public Sector Child Care Resolution  
(natural)
- Exhibit E - Child Care Developer Ordinances, Fees, and Nexus Studies  
(yellow)
- Exhibit F - League of Women Voters Report on Child Care (excerpts)  
(pink)
- Exhibit G - Service Availability of Full Time Child Care Services by Council  
(goldenrod) District.
- Exhibit H - Child Care Capacities and Availability by City Community Planning  
(green) Area.
- Exhibit I - Licensed Child Care Facilities by Community Planning Area  
(white)
- Exhibit J - County Wide Child Care Survey (Complete)  
(blue)
- Exhibit K - Non-English Languages Spoken in Child Care Centers by Zip-Code  
(buff)
- Exhibit L - Head Start Program - Current and Projected Enrollment and Locations  
(natural)
- Exhibit M -GAIN Program - Child Care Needs Assessment (Excerpts)  
(yellow)
- Exhibit N - Child Care Costs - Per-Capita Income & Typical User;  
(pink)



DEPARTMENT OF PARKS  
AND COMMUNITY SERVICES

CITY OF SACRAMENTO  
CALIFORNIA

ROBERT P. THOMAS  
DIRECTOR

April 2, 1991

G. ERLING LINGGI  
ASSISTANT DIRECTOR

WALTER S. UEDA  
DEPUTY DIRECTOR

1231 I STREET  
SUITE 400  
SACRAMENTO, CA  
95814-2977

916-449-5200  
FAX 916-449-8584

DIVISIONS:  
GOLF  
CROCKER ART MUSEUM  
HISTORY AND SCIENCE  
METROPOLITAN ARTS  
SACRAMENTO ZOO  
PARKS AND RECREATION  
• NORTH  
• SOUTH  
• CITY-WIDE

Budget and Finance/Transportation  
and Community Development Committee  
Sacramento, California

Honorable Members in Session:

SUBJECT: STATUS REPORT ON THE 4TH R SCHOOL-AGE CHILD CARE PROGRAM  
AND THE CHILD CARE COORDINATOR

SUMMARY

This report provides information on the 4th R School-Age Child Care Program and the City Child Care Coordinator. Further, this report recommends various actions to the City Council to increase the quality, availability, affordability, and accessibility of child care in Sacramento.

BACKGROUND INFORMATION

Both the 4th R Program and the Child Care Coordinator are administered by the Office of Human Services within the City Wide Park and Recreation Division.

The 4th R Program is a fee-based child care program licensed by the State of California which provides before and after school and summer school programs for children aged 5 through 11. The 4th R currently operates at 18 school sites within the Sacramento City Unified School District. The program supports 40 career and 150 part-time employees and a \$2.5 million budget and is funded entirely by participant fees and a small State grant. Exhibit A is a status report of this program. The report details the evolution of the 4th R Program from an after school program operated by contracted people to a full year program operated by City employees. The 4th R has become a model for many programs throughout the State. After five years, the program has expanded from 4 to 18 sites and from 100 to over 1,000 children.

The 4th R relies entirely on participant fees and the State grant for all operational costs. The potential for serving additional children and families is currently limited to finding facilities in neighborhoods where families can financially support the program. A number of

sites in certain neighborhoods had to be closed because there was insufficient enrollment from full paying families to support the program. Recent federal legislation may provide additional subsidies for low-income families. Other State or local resources for subsidies are limited. Future expansion is dependent on: 1) availability of facilities and 2) alternative funding sources for those families unable to afford the costs of the program.

The City Child Care Coordinator is a one person office charged with increasing and maintaining the availability, affordability, and accessibility of quality child care within Sacramento. This responsibility is met by providing technical assistance to child care providers, developers, employers, and other City Departments; facilitation and coordination with all aspects of the child care community; plan reviews of proposed child care facilities and/or development agreements; and advocating legislation affecting child care facilities and services at the State and local level. Exhibit B provides an overview of the Child Care Coordinator's current work.

Key features of the Child Care Coordinator's report are the following:

- 1) The recent adoption by the City Council of a parental leave policy and other dependent care benefits make the City an exemplary model for both public and private sector employers.

The City offers the following benefits to their employees relative to dependent care: Paid parental leave (four weeks); income reduction (DCAP); flextime/job sharing/work-at-home; unpaid maternity leave; near-site (downtown) child care center with priority to City employees; and the ability to use employees sick leave to care for ill children. The cafeteria benefit also allows dollars to be used to pay for dependent care.

In addition, salaries for City career child care employees (4th R Program) are set based on City standards for job responsibility, education and training and are higher than the child care field average. Quality employees and low turnover are the result.

- 2) The development of a five-part Child Care Policy Report proposing a partnership asking that everyone impacted by child care share in the "solution" to the problem and that each do the part they do best. The five parts of the plan are: a) Developers build child care facilities; b) Employers proposed and/or increase child care benefits for their employees; c) Scholarships are available for low-income families; d) State legislation is explored for the establishment of local Child Care authorities; and e) Coordination is sought to establish a City/County Child Care Fund;

The limitations to the full provision of child care service through the City's efforts are affordability (costs to consumers) and availability (child care facilities). These are the two overriding challenges to providing quality child care. Various strategies are identified in the status reports to deal with these concerns within this community.

The City of Sacramento has much to be proud of regarding child care. Recently, the Working Mother magazine identified Sacramento as one of the top 15 cities in the United States for child care. The 4th R Program and the City Child Care Coordinator are major reasons for this honor. Sacramento is a leader in many aspects of the development of child care programs, facilities and related services.

#### FINANCIAL DATA

There is no direct fiscal impact on the General Fund. The rate structure for the 4th R Program is reviewed relative to costs of operating the program, inflation and comparisons to other school-age child care providers and is adjusted at the beginning of the school year program and the summer program. Rates for the 1991 Summer Program and the 1991-92 School Year Program will increase by approximately 10%.

#### POLICY CONSIDERATIONS

The adopted 1985 Mayor's Child Care Task Force report identified a number of strategies to assist in the development of child care opportunities in the community. The recommendations of this report are consistent with the Task Force strategies.

#### MBE/WBE EFFORTS

No impact.

#### RECOMMENDATION

It is recommended that the Joint Committee review this report and refer it to the City Council for action. Further, it is recommended that the City Council, by resolution:

- 1) Direct staff to monitor the construction of child care facilities by the private sector through June 1992. If no substantial increase in facilities is achieved through voluntary efforts, the staff is directed to prepare a draft ordinance to include a developer fee for City Council consideration.
- 2) Direct staff to identify a funding source for the purchase and/or lease of portable facilities for utilization by the 4th R Program.
- 3) Direct staff to report back by January 1992 on alternative sources of funding for subsidizing child care for low and moderate income families.

April 2, 1991

Page Four

- 4) Direct staff to explore enabling legislation that would allow for a Child Care Authority and reaffirm the City's commitment to work cooperatively with the County of Sacramento to develop a Child Care Fund.


Respectfully submitted,



KEN HARRIS, Manager  
Parks and Recreation City Wide

Recommendation Approved:

Approved:



ROBERT P. THOMAS, Director  
Parks and Community Services

---

JACK R. CRIST  
Deputy City Manager

KH/RPT:pmg

April 2, 1991  
All Districts

Attachments

*k/council*  
*rrrstat4*

Contact Person to Answer Questions:  
ALAN BOYD, Superintendent,  
Office of Human Services  
449-5171.

## STATUS REPORT - 4TH R PROGRAM

### OVERVIEW

The 4th R Program is a fee-based school age child care program, licensed by the State of California, which operates year round on school sites within the community. The program has evolved from a contract-operated afterschool program at four locations to before-and-after-school, all summer, recreation based program serving over 1000 children at 18 locations. It has become a model for other programs throughout the State of California because of its innovative programming and operations, leadership in modifying state licensing requirements to be responsive to the different needs of school-age children, and cooperative arrangement with the school district.

The main features of the program are: 1) the convenience of being located on elementary school sites - a parent only has to get the child to and from school to take care of both their educational and child-care needs; 2) the programs flexibility and diversity which allows a child to partake in most activities that they would if they were under their parents direct care - youth groups, sports programs, camping, swimming, and field trips - which is not usually available in formalized child care programs; 3) a highly trained and motivated professional staff that provides a caring, warm, safe and creative environment for children and are effective role models - the program has a higher than average number of males in leadership roles; and 4) a rate structure that allows for three levels of care and supervision and is within the median range of similar programs in the Sacramento area.

These features are described in detail in the various sections of this report including the history of the program, program philosophy and operations, facilities, staffing, and financial. The report concludes with a section on continuing issues relative to the program and its operations. As a general reference, a listing of current sites and enrollment can be found on the next page.

### HISTORY

In the Spring of 1986 the City and the Sacramento City Unified School District entered into a joint venture to develop a school age child care program. This project was undertaken to respond to the growing demand for school age child care (before and after-school, school holidays, and the summer) and to specifically apply for a State Department of Education Latchkey program grant (SB 303). The premise was that the school district would provide the facilities and the City would administer and operate the program which would allow for greater flexibility in programming, operations and staffing.

The application to the State was successful and the City modified its existing contracted recreation-based after-school care program (K.A.S.P.) to a fully licensed, school-age child care program (The 4th R). From modest beginnings, this fee supported program currently operates at 17 school sites and one community center (which serves developmentally disabled youth only) with approximately one thousand registrants.

1990-91 AVERAGE MONTHLY ENROLLMENT - 4th R PROGRAM SITES

SCHOOL SITE	COUNCIL DIST.	NON-SUBSIDIZED			TOTAL	SUBSIDIZED	TOTAL ENROLLED	WAITING SUBSIDIZED	
		CAT. I	CAT. II	CAT. III					
ALICE BIRNEY	4	30	12	12	54	4	58		CATEGORY I Pre-arranged unlimited use per month
BEAR FLAG	8	34	21	11	66	8	74	1	
BRET HARTE	5	15	9	9	33	3	36	3	CATEGORY II Pre-arranged use of more than 21 and up to 60 hours each month
CALEB GREENWOOD	3	27	22	19	68	2	70	6	
CAROLINE WENZEL	8	57	19	9	85		85		CATEGORY III Pre-arranged use of 21 hours or less each month
CROCKER-RIVERSIDE	4	37	23	10	70		70	1	
CABRILLO	4	39	22	8	69	6	75	1	
DIDION	8	48	23	7	78		78	3	
ERLEWINE	County	25	11	3	39		39	2	
FREEMONT	8	4			4	13	17	24	
HOLLYWOOD PARK	5	33	14	5	52		52	5	
HUBERT BANCROFT	6	33	16	11	60		60	6	
JOSEPH BONNHEIM	6	10	7	2	19	6	25	10	
MARIAN ANDERSON	5	17	19	1	37	9	46	2	
PONY EXPRESS	8	21	10	7	38	7	45	3	
SEQUOIA	County	37	21	6	64	1	65	3	
SUTTERVILLE	4	40	33	6	79	4	83		
TEEN PROGRAM	NA	11	1		12		12		
<b>TOTAL</b>		<b>518</b>	<b>283</b>	<b>126</b>	<b>927</b>	<b>63</b>	<b>990</b>	<b>70</b>	

## PROGRAM PHILOSOPHY AND OPERATIONS

The 4th R Program is based on a recreational model which tries to replicate in a safe and caring manner the same type of environment and range of opportunities that a child would have if she/he were in the care of the parent. Structured enrichment and recreational activities are scheduled on school days as is assistance with homework, tutoring, free time, rest time as well as general supervised play.

The summer and school holiday days allow for a greater range of enrichment, recreational and cultural opportunities including field trips and special projects. The summer period allows for swimming and camping trips, individual site and collective field trips (Giants/A's Games, Marineworld) and a specialized program (RAD) which allows participants from any one of the individual sites to attend this different site featuring a highly concentrated program emphasis each week (Science, Nature, the Arts). Very few other child care programs are able to offer this diversity. A variety of program announcements and individual site calendars and newsletters are included in the attached portfolio for your information.

In addition to the "regular" program, the 4th R operates a site (Evelyn Moore Community Center) for developmentally disabled youth. As these youngsters are primarily 12 - 16 years of age, the program is called the "Teen" program. School transportation delivers the participants to the site afterschool and they are picked up by their parents at the end of the day. A half-day summer program is also offered. Dependent upon their eligibility, all of the costs for a student's participation is covered by the State of California through Alta California Regional Center. This is a small but growing program.

During the summers of 1988 and 1990 we were able to operate special programs "Summer Sizzle" in low-income communities (Del Paso and Edward Kemble Elementary in 1988, and Freeport Elementary in 1990) at no cost to participants. This funding was made available on short notice from the State Department of Education based on excess funds from previous years.

The City provides all administrative direction and supervision, program and curriculum development, staffing (including training and supervision) and all program and operational supplies. The School District provides space for placement of portables, use of other space on school sites, some custodial services and supplies (other consumable custodial supplies are reimbursed or supplied by the City) and a linkage to the students, their families and teachers for program articulation and coordination. The program operates 249 days per year from 7 am. to 6 pm. Program organization and sites as well as separate registration are different between the school year period and the summer.

Each of the sites and all of the staff, both career and part-time, must meet licensing requirements as defined by the State of California. Both the State Department of Social Services and Department of Education are involved in this licensing process. These requirements cover everything from staff qualifications, including a criminal records check, to staffing ratios (types and number of staff on duty at any one time relative to number of children present), to the adequacy and safety of the facilities, and the content of the program.

## FACILITIES

As originally envisioned, the school district would make available its facilities and the City would develop and operate the program. From the beginning, the availability of facilities at any given school has ranged from individual separate classrooms and/or portable buildings to shared classrooms and shared common space - multipurpose rooms, auditoriums, etc. The concept of shared space is a key component of the operation and licensing compliance of the program. Given the flexibility and diversity of the programs and operations, space shared with other educational operations and common space (multipurpose rooms, rest rooms, etc.) are considered in the square footage requirement. This concept allows the program to operate at a larger capacity in order to respond to the needs of given communities. The school district has generally been as cooperative as possible, but their own requirements for classrooms and educational related space makes even the concept of shared space difficult at best.

Within the past two years we have obtained, at no cost, long term lease of seventeen portables from the State of California to be utilized by the program on school sites. In addition, we have found it necessary to lease/rent additional portables to provide adequate and appropriate space. The program still requires usage of common space at schools - auditoriums, multipurpose rooms, and some classrooms, as well as the rest rooms and open space, in order to provide for the needs of the program.

Because of the joint venture and cooperative arrangement we have with the Sacramento City Unified School District, the program operates at any appropriate sites within the School District even though they may not be in the City limits. Sites are chosen primarily based on a survey of parents who are able to assume the costs of the program and, until recently, based on the availability of space.

## STAFFING

As noted above, all staff associated with the program must meet licensing requirements set by the State of California. This includes specific educational units, appropriate and related experience, and various health and criminal record checks. For career staff, city job classifications have been developed that incorporate the state requirements and are updated as the state regulations change. This has required some permanent employees to return to school to meet the newer standards or otherwise forfeit their employment with the City. Part-time staff have to meet appropriate minimum requirements as well and are required to have the same health and criminal record clearances.

When the job classifications were first established by the City for the program, it was found that the initial salaries proposed (based on a comparison to the Child Care field) would have placed the career 4th R staff members below any other career job classification of the City. This was felt to be unconscionable on the City's part and as a result, the responsibilities, education requirements, training, and prior experience required, salary ranges were set. As a result of the salary and benefit program and the general supportive structure of the program, the staff turnover has been at a minimum. This is contrasted to an over 50% annual rate for the child care industry as a whole.

Each 4th R site is staffed by two career employees and, depending upon the enrollment, up to ten (10) additional part-time staff members. State regulations require one "adult" staff member to each fourteen (14) youngsters in attendance plus an appropriate qualified head person or teacher. This ratio increase to 1 - 6 for all field trips.

The thirty-six (36) career site staff and over 150 part-time site staff are supported by a Program Director, two field coordinators/supervisors, two clerical staff who handle all the personnel and financial aspects of the program, and a stores clerk who is responsible for all site supplies including snacks. One career and one noncareer employee provide curriculum, resource and special event assistance to all sites as well as staff development and training coordination.

Extensive in-service and outside training opportunities are provided to all staff in order to maintain a high level of competency and to continue to upgrade the skills and techniques needed to work with school age children. Training is provided in age and developmentally appropriate activities, child development, program management, personnel supervision, public relations, and other related areas.

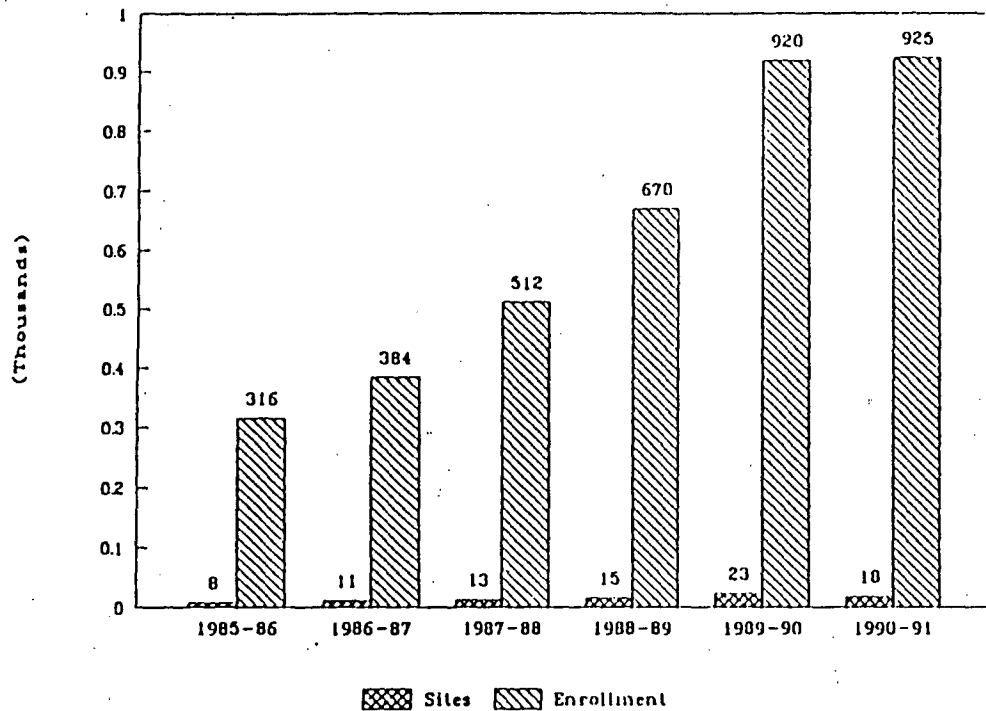
### FINANCIAL

The program is entirely supported by participant fees and the state grant (approximately \$145,000. annually). Financially, the program has grown from \$674,600 the first full year to \$2,645,000 during the current year. All costs associated with the program must be borne by these funding sources including, not only site operations and administrative and supervisory support of the program, but also costs associated with facilities/portables, equipment to furnish all facilities, start-up costs of new sites, under-enrollment of some sites, and any other emergencies and contingencies that may occur.

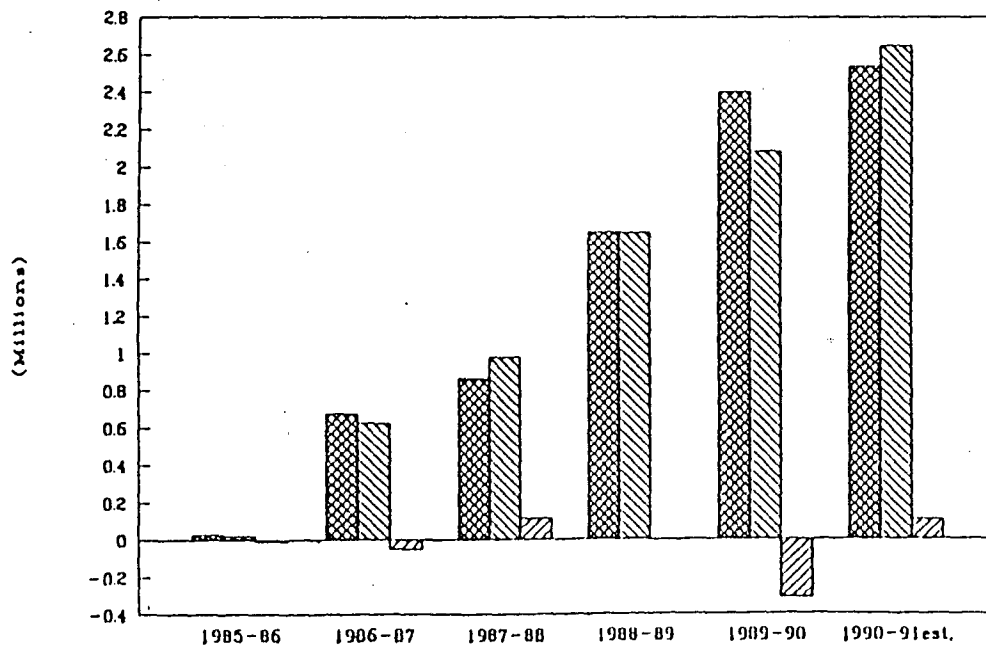
Over the five year history of the program, the year-end fund balance reflects the operation as we have attempted to bring appropriate management practices to a new program. The charts on the following page show the growth of the program and various factors that impacted the program. During the current year, we have begun a leveling process that will restore the programs fund balance to a positive factor within three years and also include operating reserves, contingencies for emergencies, and reserves to utilize for start-up costs of new program sites.

The State Grant allows for the equivalent of 60 to 65 full time participants in the program. Eligibility is based on income and other at-risk factors. Parents pay on a sliding scale based on their income. Because of the demographics of the school district and their various magnet school and desegregation efforts, subsidy-eligible children are accepted at any site. The terms and conditions of the grant would have allowed us to have designated only some sites eligible and thus reduce considerable state auditing and monitoring requirements. We have chosen otherwise, as we believe this serves the community better. As a result the entire program is subject to state review and audit which requires substantial record keeping for all aspects of the operation - financial, attendance, and pupil and staff files.

# SITES & ENROLLMENT



# OPERATING BUDGET



# OPERATIONAL HIGHLIGHTS

## 1985-86

Program started at eight locations in April 1986

## 1986-87

Formal job classifications and salaries adopted;

## 1987-88

New site opened at Garden Valley Elmen. in Del Paso Heights School District - closed for lack of paid enrollment; Equipment purchases began (from program surplus) to furnish new portables;

## 1988-89

Special summer programs operated in Meadowview and Del Paso Heights (254 enrollment); Portables began arriving; conducted District wide survey of all non-served schools to determine interest;

## 1989-90

Opened seven new sites based on survey results; five of these sites did not obtain minimum enrollments (resulting in program fund balance deficit) and closed after school year ended; new site opened for development disabled youth; All portables in place;

## 1990-91

Special summer program in Meadowview (85 enrollment); additional portables leased to replace lost school space;

In general, an average of forty (40) youngsters must be enrolled at each site in order to provide for self-sufficiency in the program. Program wide, we can accommodate for lower enrollments at one site by the overall enrollment in the program. This is of particular importance relative to utilizing the subsidy spots (while available cross the entire program, they tend to be concentrated at sites in lower income neighborhoods), and in the utilization of the portables obtained from the state (we have limited flexibility in the movement of the portables from site to site). Thus in order to retain the portables, we sometimes are obligated to operate a smaller enrollment.

Five new sites (Peter Burnett, Bowling Green, Mark Twain, C.B. Wire and A.M. Winn) were closed following the 1989-90 school year because they were unable to reach even minimum enrollment levels (each averaged around 20) and there were no additional subsidy monies available to increase the enrollment. While the enrollment trends were low from the beginning, we made an administrative decision to keep the sites open for the entire school year, thus causing an operating deficit for the year. Earlier closure during the school year would have created an undue hardship on the families enrolled, as the program was their only child care source. The overall program could not absorb the low enrollments of these new sites and thus the decision to close them for the next school year.

The rate structure for the program is reviewed on an on-going basis and is adjusted, consistent with maintaining the self-sufficiency of the program, for the beginning of each school-year period and for the summer program. As noted below, the rates for the program are consistent with those of other agencies and programs in the Sacramento area.

The following comparisons are the monthly rates for full-time enrollees or their equivalent during the school year. Not all programs are alike so direct comparisons are difficult. The rates are as of February 1991 unless otherwise indicated.

4th R- current	\$240.	4th R -91-92 school year	265.
Sacramento City Unified	240.	County Average	283.
San Juan Discover Club	240.	Kids on Kampus	298.
YMCA	250.	The Farm House (Private)	315.

### CONTINUING ISSUES

The 4th R Program has experienced phenomenal growth, wide community acceptance, and is both a pioneer and leader in the provision of school age child care services. The program has experienced a number of growing pains, a number of issues and challenges are still an every-day reality.

- 1) Facilities - As the student population continues to grow, the school district has a continuing need for space for its primary mission - educating students - thus pre-empting space currently used by supplementary programs like the 4th R. In order to maintain one of the important features of the program, on-school-site care, there will be the growing need to provide our own facilities (portables) - through lease-purchase or debt financing.

- 2) Cooperation and articulation with the school districts - A major factor in the success of the program has been the cooperation with the school district both administratively and at the site level. This cooperation is needed 1) to maximize the articulation between program staff and classroom teachers for the benefit of the individual child, 2) to be sensitive to the educational needs, particularly space, of the District, and 3) to recognize the significance of a quality child-care program to the student's overall success. Support and cooperation at the political levels only enhances this continuing arrangement.
- 3) Affordability - While our rates are comparable to other providers, many families still are not able to afford quality school-age care; the recently enacted federal legislation has the potential to subsidize additional low and moderate income families. Additional funding sources need to be pursued.
- 4) Expansion - As noted, facilities and affordability are the key components to this issue. Discussions are going on with other School Districts within the City relative to their needs, interests, and space availability. We are also discussing alternative models to include operating at community centers, churches, and other public facilities close to neighborhood schools.
- 5) Alternative program models for older children (grades 4-8), sick children, swing shift as well as non-school site based programs (may require a transportation component) are under consideration.
- 6) Site Closures - After opening a site for the school year, it is philosophically difficult to close the site during the same school year. Families are counting on the child care and have very limited options once committed to a program. Not closing the site has potential for placing a financial burden on the overall program. Thus, developing sufficient reserves is a potential solution.
- 7) School-Age Child Care Plan with School Districts - The development of a comprehensive plan with the school districts to seek alternatives to the latchkey issue is important. Some districts, including Sacramento City Unified, operate their own programs. How do the various programs and agencies (City, district's, non-profits, and private operations) interact and coordinate? Are there additional alternatives to the Latchkey issue, other than formalized child care, for example recreation programs, athletics, tutorial programs, etc.?
- 8) State Grant - While a welcomed source of subsidy for lower-income children, the State Grant does require an extraordinary level of record keeping and monitoring; in some respects it takes away, at the site level, from efficiently dealing with the children. We are continuing our efforts to make the licensing and regulatory aspects of the program as user friendly and child centered as possible.

## STATUS REPORT - CHILD CARE COORDINATOR

### OVERVIEW

The City Child Care Coordinator's position was created in January of 1987 to implement the recommendations of the Mayor's Task Force on Child Care. The overall mission of the Child Care Coordinator is to stimulate, coordinate, and facilitate the work of City Department's, private developers, child care providers, local business people, and other interested parties to increase and maintain the accessibility, availability, and affordability of quality child care in Sacramento. Various projects have been undertaken, procedures implemented, and administrative policies modified to begin to accomplish this mission. In addition, a major Child Care Policy Report, including a Child Care Nexus Study, was developed as a means of focusing attention on the overall and complex concerns and issues relative to child care in this community.

The following report is organized as follows: 1) A review of the development of the Child Care Policy Report including provisions for a Developer Ordinance and Fee; 2) A progress report on the office of the Child Care Coordinator for the past two years including the current year work plan; and, 3) Major long range policy issues relative to the development and provision of quality child care within the City. For information and comparison purposes a matrix has been included at the end of the report that identifies what other communities in California are doing for Child Care.

### CHILD CARE POLICY REPORT

#### Background

In the fall of 1987, staff was given direction by the City Council to prepare a Child Care Policy Report to be used as a basis for a Developer Child Care Ordinance. This was in response to an increasing awareness of the City's growing need for child care and the need to work with developers on an individual basis to include provision for child care in their projects. At that time, both members of the Council and City staff felt that the ordinance could be quickly developed, as models were available from other cities which had previously implemented ordinances.

However, due to a Supreme Court ruling that summer, a "Nexus Report" was now required, diminishing the value of previous models by other communities. A consultant was retained to develop such a nexus for Sacramento, the results of which were used to draft a report recommending various policy issues and alternatives to the City Council for preparation of a Developer Ordinance and Fees. Following the review of the draft report by staff, community, and three Task Forces (Governmental Departments, Business/Developers, and Child Care Providers) an administrative decision was made to expand the report to a full child care policy report. It was strongly felt that an ordinance/fee, in and of itself, only provided for a partial solution to the community's child care problem.

The Child Care Coordinator, based on the above decision and information gathered from the various reviews, began in the fall of 1988 to expand the policy report to more comprehensively address the complex issues involved with the development and provision of child care in Sacramento.

### Comprehensive Child Care Plan

The Child Care Policy Report is a five-part plan proposing a partnership asking that everyone impacted by child care share in the "solution" to the problem and that each do the part that they do best. The above mentioned "Nexus Report" quantified the need in the City for child care both to meet the existing need and the need brought about by future growth of the community. A major strategy of the policy report is to link the identified concerns of some with the resources of others to meet this growing need.

Prepared in considerable depth, the plan is a comprehensive, complex and an innovative approach to resolve the child care dilemma of this community. If all aspects of the plan were implemented to their fullest, the City of Sacramento would be an enviable model for any city. This plan can best be summarized as follows:

- o Developers build child care facilities for increased availability of child care. Three options are identified: (1) Voluntary implementation by the developers; (2) A Developer Child Care Ordinance for large projects and an Incentives Task Force to identify incentives for building child care centers; and (3) A Developer Child Care Ordinance and Fee patterned after the Public Sector Child Care Resolution and the Housing Trust Fund.
- o Employers provide child care benefits to their employees for increased affordability of child care services and to enable the increase in provider salaries and benefits, which in turn will increase the stability of a qualified staff and thus the quality of the care. The plan identifies ten employer options applicable to both the public and private sector with the benefit program for City employees serving as a model.
- o Scholarships are provided for increased affordability, to income-eligible working parents in targeted areas to be used in both public and private licensed child care facilities. Targeted areas to be those where children are most at-risk due to gang, drug, and other negative societal factors, and where licensed care is in short supply.
- o State enabling legislation is explored for the establishment of local Child Care Authorities for future on-going funding to help meet local child care needs.
- o Governmental coordination is sought to establish a City/County Child Care Fund; and to form a City/County Advisory Board. Working with state and federal agencies for legislative and regulatory changes is also included in this part of the plan.

Each of the parts of the plan were prepared in great detail and were subject to review and comment from all aspects of the community affected by the proposal. As a result, this report was revised to reflect the realities of the community. During this review process some of the items proposed in the plan were being implemented in the community as a result of independent actions by other governmental units with the assistance of the Child Care Coordinator. They include the following:

- o Adoption by the City Council of a parental leave policy and other dependent care benefits that, when added to existing benefit options, makes the City an exemplary model for both public and private sector employers.

- o Adoption, by the County Board of Supervisors, of a number of recommendations relative to Child Care including the formation of a Task Force to explore a Child Care Fund. Councilmember Pane represents the City on this Task Force.
- o Pro-active planning by the Child Care Coalition and the Children's Agenda in various legislation, regulatory, and procedural issues to facilitate the development of more child care services.
- o Administrative and procedural changes by various Departments of the City, primarily Planning and Fire, that continually refine the approval process for the development of child care centers.
- o Some inclusion of child care centers by developers within their proposed projects, with assistance from the Child Care Coordinator and other City staff, and motivated by the assumption of a future developer ordinance.

### PROGRESS REPORT

In addition to the development of the Child Care Policy Report, the Nexus Study and the various spin-off projects, as noted above, the City Child Care Coordinator has underway a number of projects. The following is an overview of the past two year period and includes the current work plan:

#### Availability

#### The Development of Child Care Facilities

In the fall of 1987, a public sector child care resolution was passed by City Council requiring all public projects over 75,000 square feet or 100 housing units to address the inclusion of child care in the project and negotiate for on-site child care facilities.

Through coordination with the Planning Department, the City Attorney's Office, the Parking Division, and the Housing and Redevelopment Agency, the Child Care Coordinator now reviews all large projects for possible inclusion of on-site child care facilities and reviews and approves all child care center plans before building permits are issued. As a result, on or near-site child care facilities have been planned, or are planned to be, constructed in the following projects:

- o Riverview Plaza Elderly Housing Project on 6th and I Streets (has the playground on the second floor roof and priority is given to city, county, and state employees);
- o Farmer's Market Office Complex at 1820 Alhambra Boulevard;
- o Plaza Park Towers (Central Library expansion);
- o McCuen/Rockefeller project (Lot A);
- o Downtown Plaza Renovation and Expansion;
- o 1111 G Street mixed-use project;
- o 1215 K Street Office Building;
- o 1325 J Street Office Building;
- o Wells Fargo Center;
- o River Plaza Office Complex (South Natomas).

Technical assistance to private providers who want to build/establish private facilities has also been provided; the following centers have been completed and are in operation, or soon will be:

- o YMCA child care center at 20th and V Streets;
- o Kinder World Child Care Center at 6565 Belleau Wood Lane;
- o Sacramento Bee Hand and Hand Child Care Center (employer-sponsored);
- o Kid's Country Babysitting Services (drop-in child care) near Arden Fair Shopping Mall;
- o Forever Young Infant Care Center at a downtown CADA site; and
- o On-site child care for SMUD employees.

A Developer/Operators Child Care Packet will be completed in 1991 to assist potential owners and providers in building and operating child care facilities.

#### Affordability

##### Expand Employee Child Care Benefits

For City Employees: Technical assistance was provided by the Child Care Coordinator's office to various City departments in regard to the Dependent Care Reimbursement Plan, which was added to the City's Flexible Benefit Plan in 1987. In the 1990 employees negotiations, Income Reduction (DCAP) and one month paid Parental Leave were added to the City employee benefit package. Currently, the City also offers the following to their employees: flextime/job sharing, work at home, unpaid maternity leave, near-site (downtown) child care center with priority to City employees, and the ability to use employee sick leave to care for sick children.

For Private Businesses: A Business Child Care Benefit Packet will be completed in 1991 and workshops held to assist businesses in implementing child care benefits for their employees.

#### Coordination

##### Facilitate Coordination of Resources

The Child Care Coordinator serves as a member and/or facilitates the operation of the following committees: School-age Child Care Task Force; Children's Agenda; Child Care Coalition; Sacramento Metropolitan Chamber of Commerce Local Government and Land Use Committees; Sacramento Valley Association for the Education of Young Children; and State Child Development Division Local Programs. Through these efforts various training, educational, advocacy and recognition programs and services are implemented in the community.

On the state level, the Coordinator is on the League of California Cities Community Services Policy Committee; co-hosted the California City and County Child Care Coordinators Third Annual Conference in Sacramento in 1990; and worked with the State Fire Marshal's Office for the inclusion of child care facilities above the second floor in specific buildings. The latter is an example of assistance and advocacy being made at the State and Federal levels relative to legislative and regulatory issues facing Child Care.

The Coordinator made presentations to various state and national groups, including the National League of Cities Conference on Children & Youth; American Society of Public Administration; California School Age Consortium; League of California Cities; Local Government Commission; California Chapter of the American Association of University Women; International Personnel Managers Association Regional Conference; California State Department of Education; and "The City of the 21st Century" The City of Sacramento has much to be proud of relative to Child Care and these presentations have enhanced our leadership role in this regard. The Working Mother magazine recently voted Sacramento as one of the top 15 cities in the United States for child care.

The matrix which appears at the end of this report provides information on a variety of Child Care issues and strategies from various communities throughout the State.

#### Work Plan: 1991

Major aspects of the Work Plan for the current year are:

1. Completion of the Business Child Care Packet and conducting workshops to assist businesses in implementing child care benefits for their employees. (20%)
2. Completion of the Developer/Operator Child Care Packets to assist potential owners and providers in building and operating child care facilities. (20%)
3. Review building plans and permit applications. (20%)
4. Work with the Planning Department to expand a non-discretionary permit for child care. (5%)
5. Continue to work with the Development community to encourage their building of child care facilities. (15%)
6. Provide technical and professional assistance as required to providers, developers, community groups, etc. (20%)

#### LONG RANGE POLICY ISSUES

As identified in the Child Care Policy Report, and in spite of all of the efforts currently underway, two significant major issues have not been fully addressed and will continue to have a negative affect on the overall development of child care in this community - Availability (new facilities) and Affordability/Quality (costs to consumers). The impact of these issues and possible solutions are identified below.

#### New Child Care Facilities

As identified in the Nexus Report, the need for additional Child Care facilities will continue to grow in this community. Should the current voluntary provision of child care centers by developers and existing developer agreements not result in the needed space for child care facilities, consideration should be given for some sort of mandatory program. This concern can best be described as follows:

- o Past/Current Programs and Procedures are not closing the gap because of the following:
  - a. The City can no longer easily include child care as an impact under CEQA.
  - b. The City has no "existing law" to enforce previously signed Developer Agreements.
  - c. Developers will probably pay a fee rather than build a center if the fee is less costly.
  - d. Few developers have voluntarily included child care facilities in their new projects.

- o Past/Current Programs are unfair to developers due to the following:
  - a) Developers of public projects are required to include child care facilities while no similar requirement is placed upon private projects.
  - b) Currently there is no overall requirement for development, thus only "large projects" are impacted - all development is not bearing a proportionate share.
  - c) Only some developers are required to build child care facilities while other sectors of the community have no requirements for solving the child care "problem."
- o Past/Current Programs are unfair to the Community as there is currently not enough affordable child care and new developments should not make an existing problem worse.

A primary solution to this issue is the development of a Private Sector Child Care Ordinance similar to the existing Public Sector Child Care Resolution with provisions for a fee in-lieu of building child care facilities and which gives the entire project priority review in the Planning Department process. Additional solutions include providing for facilities through the Quality of Life Ballot Measure and other public financing methods.

#### Affordability/Quality

If child care facilities were built everywhere they were needed -- residential areas, non-residential areas, schools, parks, and park-and-ride lots -- Sacramento would still have major child care problems. A number of these problems are identified below:

- o Many of the facilities may not open, because there would not be the professional child care staff to provide the service.
  - a) Successful child care facility owners/directors often do not wish to expand their businesses, for they have difficulty getting qualified staff for their present operations and do not have the staff resources for expansion.
  - b) State Licensing requires child care teachers and directors to have college educations. However, because the wages and benefits for child care teachers/directors are so low, the qualified people take higher-paying jobs in related fields.

In 1987-88, for those having a B.A./B.S. degree or more, child care providers earned \$11,603/year; women in the civilian labor force earned \$26,066/year; and men in the civilian labor force earned \$42,422/year.
  - c) The National Child Care Staffing Study (1988) showed that "Children attending lower quality centers and centers with more staff turnover were less competent in language and social development."
  - d) To give more equitable salaries/benefits to teachers and directors, the parent fees would have to be raised, which the owners are reluctant to do.

- o Some new facilities would have high vacancy rates, because parents in the area could not afford to pay what it would cost for their child to be at the facility.
  - a) The 4th R, a school-age child care program operating by the City Parks and Community Service Department, had to close five centers in 1990, because the parents at those school sites could not afford to pay what it costs to operate the centers.
  - b) Some child care facilities, both public and private, are beginning to have vacancies in their regular program, accompanied by long waiting lists for their "subsidized spaces."
  - c) Parents who must work but cannot afford licensed child care, often place their children in "self-care" or inadequate unlicensed care.

There are a variety of solutions to this issue including working with employers to increase child care benefits for employees (also allows salaries/benefits for child care workers to increase), increased state and federal funding for subsidies, and State enabling legislation to allow for a local Child Care fund.

COMPARISON OF OTHER COMMUNITIES - 1989

CHILD CARE STRATEGY	AFFECTED GROUP	SACRAMENTO			DAVIS	FREMONT	IRVINE	L.A.		PASADENA	MORENO	RIVERSIDE	RIVERSIDE COUNTY	SAN JOSE	SAN MARCOS
		CITY	COUNTY	SHRA				CITY	MONTEREY						
1. Form a Child Care Task Force	Initial Step	X	X	X	X	X	X	X	X	X	X	X	X	X	X
2. Survey child care needs of employees	Initial Step	X	X	X	X	X	X	X	X	X	X	X		X	
3. Survey child care supply	Initial Step	NA	NA	NA	X		X		X	X	X	X	X	X	X
4. Work with media for coverage	Initial Step	X	X	X	X	X	X	X	X		X	X	X	X	X
5. Hire child care coordinator/staff	Initial Step	X	X	NA	X	X	X	X		X	X	X	X	X	X
6. Refine the approval process	Development	X	X		X	X	X	X		X	X	X		X	
7. Child care by right in residential zones (12 or fewer children)	Development	X	X	NA	X			X						X	
8. Planning Director's Special Permit	Development	X		NA											
9. Child care in new public projects	Development	X		X	X	X	X	X			X	X		X	X
10. Child care in planning documents	Development	X			X	X	X	X	X	X	X	X	X	X	X
11. Child care in planning review process	Development	X		X	X	X	X		X	X	X			X	X
12. Child care in building permit application package	Development	X		X				X			X	X		X	
13. Child care in development agreements.	Development	X		X	X	X		X		X	X				X
14. Developer Child Care Packet	Development	X		X		X					X	X			
15. Business Child Care Benefit Package	Development	X		X		X					X	X			
16. Hold how-to community workshops	Development			NA			X	X	X		X	X	X		X
17. Parking reduction for child care	Development	X		NA			X	X		X	X	X			
18. Exempt sq. ft. for child care facilities	Development	X							X	X					
19. Density/height bonuses as a trade-off for child care	Development					X	X	X							
20. Give technical assistance for specific sites	Development	X		NA	X	X	X	X		X	X	X	X	X	X
21. Joint use of buildings on school sites	Development	X		NA	X	X	X	X						X	
22. Joint use of public parks	Development			NA	X	X	X	X		X	X	X		X	X

CHILD CARE STRATEGY	AFFECTED GROUP	SACRAMENTO			DAVIS	FREMONT	IRVINE	L.A.		PASADENA	MORENO	RIVERSIDE	RIVERSIDE COUNTY	SAN JOSE	SAN MARCOS
		CITY	COUNTY	SIRA				CITY	MONTEREY						
23. Consortium child care	Development	X	X	X		X	X	X	X		X	X	X		X
24. Local government for land/building	Development	NA	NA	X	X	X	X	X	X			X	X		
25. Local government construction	Development	NA	NA	X			X	X				X	X		
26. Local government/operation subsidy	Development				X	X	X	X	X		X			X	
27. Local government/lease write-down	Development							X		X					
28. Local government/start-up loans	Development				X			X		X					
29. Local government/rehabilitation loans	Development	NA	NA	X				X		X					
30. Give preference for city contracts to businesses who have addressed their employees' child care needs	Vendor Preference							X		X					
31. Provide training/support for child care providers.	Providers				X	X	X	X			X	X	X	X	X
32. Provide low-interest loans for child care providers	Providers				X			X							
33. Reduce fees for child care facilities	Providers					X	X	X	X	X	X			X	
34. Locally fund subsidized spaces	Providers				X	X		X			X			X	
35. Exempt child care homes/centers from business tax and permit fees	Providers				X		X			X					
36. Give equitable employee salaries to child care providers	Providers	X				X									
37. Work with DOS/Comm. Care Licensing	Providers	X		X	X	X	X	X			X	X	X	X	X
38. Work for legislative changes	Providers	X	X		X	X	X	X	X	X	X	X	X	X	X
39. Give employee child care benefits	Benefits	X	X	X	X		X	X	X	X	X	X		X	
40. Notify employees of tax credit	Benefits				X	X	X		X	X	X	X		X	
41. Implement employee Income Reduction	Benefits	X	X	X	X	X	X		X	X	X	X		X	
42. Implement employee child care flexible benefit	Benefits	X		X			X		X	X	X	X		X	
43. Flextime/job sharing	Benefits	X	X	X	X		X	X	X		X	X			
44. Use sick leave for sick child care	Benefits	X	X	X	X		X	X	X	X	X			X	

CHILD CARE STRATEGY	AFFECTED GROUP	SACRAMENTO			DAVIS	FREMONT	IRVINE	L.A. CITY	MONTEREY	PASADENA	MORENO	RIVERSIDE	RIVERSIDE COUNTY	SAN JOSE	SAN MARCOS
		CITY	COUNTY	SHRA											
45. Maternity leave	Benefits	X	X	X	X		X	X	X	X	X	X		X	
46. Parental leave	Benefits	X	X	X	X		X	X	X	X	X	X		X	
47. Near-site employee child care	Benefits	X	X	X			X	X	X						
48. In-kind service/donations	Benefits				X		X				X	X	X	X	X
49. Vendor/voucher programs	Benefits								X	X	X	X	X		
50. Parent education seminars	Benefits					X	X	X	X		X			X	
51. Resource/Referral	Benefits		X		X		X		X		X	X	X		
52. Write a comprehensive plan for child care	Govt. Cooperation				X	X	X		X	X					X
53. Establish a Child Care Fund	Govt. Cooperation				X		X	X	X	X					
54. Implement a Developer Fee	Govt. Cooperation				X	X				X					
55. Implement General Fund contributions	Govt. Cooperation				X	X	X	X						X	X
56. Implement a child care tax	Govt. Cooperation				X										
57. Child care reimbursement to citizen City volunteers	Govt. Cooperation					X									
58. Conduct Child Care Fairs	Govt. Cooperation	NA	NA	NA			X	X	X		X	X	X		
59. Conduct employer related child care conference	Govt. Cooperation					X	X	X	X		X	X	X		
60. Recruitment family daycare	Govt. Cooperation				X	X	X				X	X	X		X
61. Equipment lend library (FDC)	Govt. Cooperation										X	X	X		X
62. Video/Comm. resources networking for child care	Govt. Cooperation								X		X	X	X		X
63. Recognition event for child care providers	Govt. Cooperation	NA	NA	NA	X	X	X								X
64. Developing and/or utilizing existing recreation programs	Govt. Cooperation				X		X	X	X		X	X			X
65. Information on public payments	Govt. Cooperation								X						

**FEDERAL CHILD CARE AND DEVELOPMENT BLOCK GRANT**

(\$730 million appropriated with \$75 million to \$78 million for California during the first year)

75% (estimated \$58.5 million) to be used for child care services, including subsidies to low-income families and activities to improve the availability and quality of child care.

25% (estimated \$19.5 million) to be reserved for quality improvements and contracts to grants to provide early childhood development and school-age programs, (directed at the state level), as follows:

- \* 5% (estimated 3.9 million for quality improvement), such as resource and referral programs; assistance in meeting state and local standards; monitoring of compliance with licensing and regulatory standards; training; and improved salaries.
- \* 18.75% (estimated \$14.6 million) to provide early childhood development programs and before-and after-school child care services.
- \* 1.25% (estimated \$975,000) for either of the above two categories.

**FEDERAL LEAD AGENCY:** Family Support Administration, U.S. Dept of Health and Human Services.

**STATE LEAD AGENCY:** To be named by Governor Wilson.

**EFFECTIVE DATE AND AVAILABILITY OF FUNDS:** The funds will be available in the fall of 1991. Federal regulations will be promulgated within the next few months which will outline the state's responsibilities. The initial state plan must include the first three-year funding period and be approved before the actual funds are available. Any money that is not expended during the first fiscal year may be spent in any future year. Federal funds must not supplant current state funding. There is no required state match for these funds. Funds may not be used for the construction of facilities but may be used to renovate or repair facilities to bring them into compliance with health and safety requirements.

**ALLOCATION FORMULA:** California's share is based on the number of children age 0-4 in the state and the number of children receiving free and reduced-price school lunches. Both factors are adjusted biennially by an "allotment percentage" based on personal income data.

**CHILD ELIGIBILITY:** Eligible children must be less than 13 years of age, reside with a parent (or guardian) at least six months of the year, and come from a family with an income that does not exceed 75% of the state median income. Children who are receiving or in need of protective services or foster care are

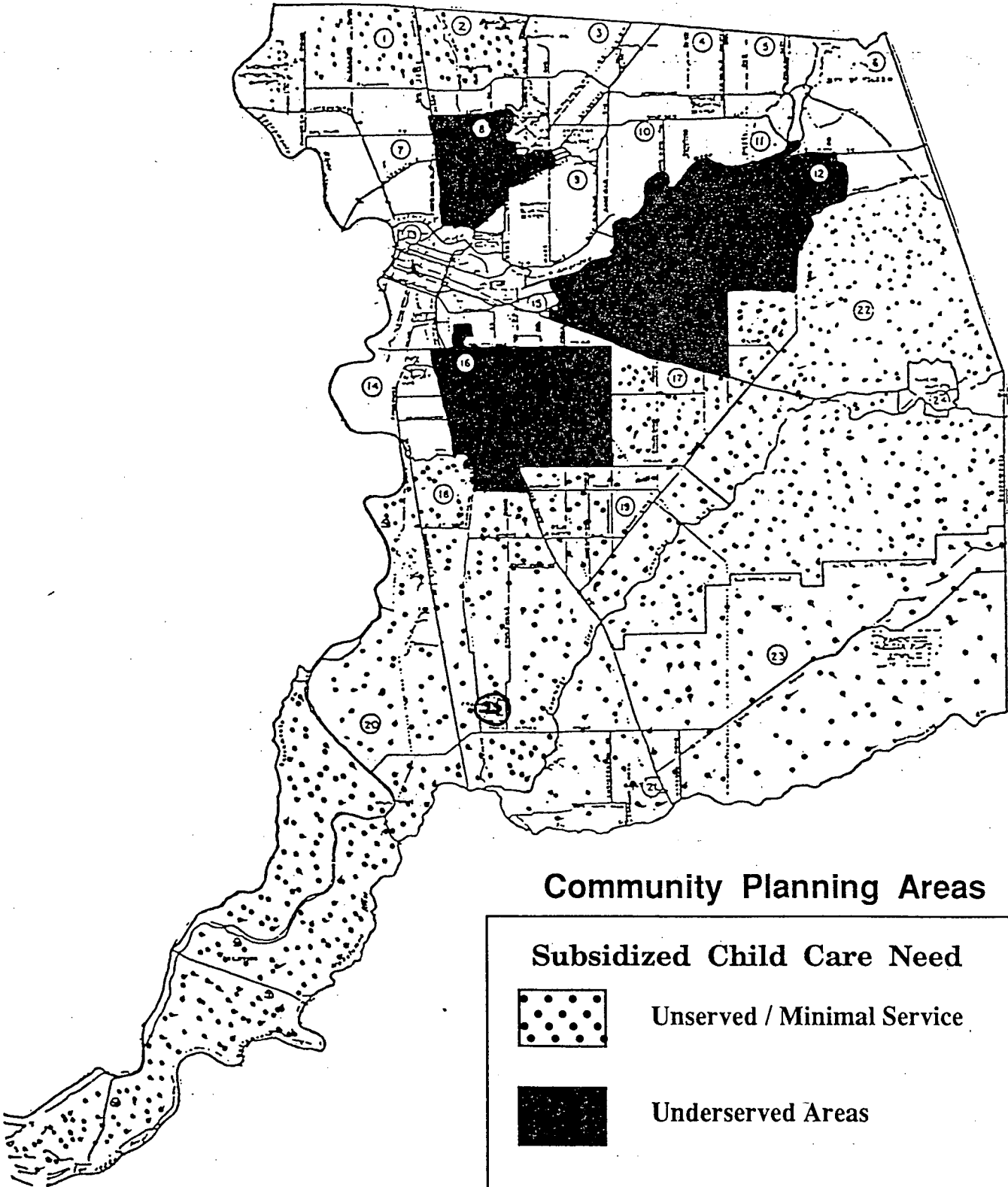
also eligible for child care subsidies. Parents must be working or attending a job training or educational program. Families are required to contribute according to their ability to pay.

**PROVIDER ELIGIBILITY:** Providers receiving payment through the block grant must be either licensed or licensure-exempt. They may operate centers (including public and private, nonprofit and for-profit) or family child care homes. Child care providers who are exempt from licensure, including relatives and other in-home caretakers, must be registered or in some way regulated by the state. Providers must be at least 18 years old.

**PARENTAL CHOICE:** Parents must be given the choice of either (1) enrolling their child with a child care provider that has a contract or grant to provide services or (2) receiving a certificate (voucher) of equal value to purchase child care from any licensed or regulated child care provider, including relatives and church-sponsored child care centers that provide religious instruction. The state has until October 1, 1992 to establish such certificate programs. Parental access must be allowed and complaints recorded. Consumer education information (including licensing requirements and state and local child care policies and procedures) must be provided to parents.


**REGULATIONS:** States must have in effect health and safety requirements which apply to providers funded through the block grant. These requirements must address (1) prevention and control of infectious diseases, including immunization, (2) building and physical premise safety, and (3) minimum health and safety training appropriate to the provider setting.

# Subsidized Child Care Community Need



## Community Planning Areas

### Subsidized Child Care Need



Unserviced / Minimal Service



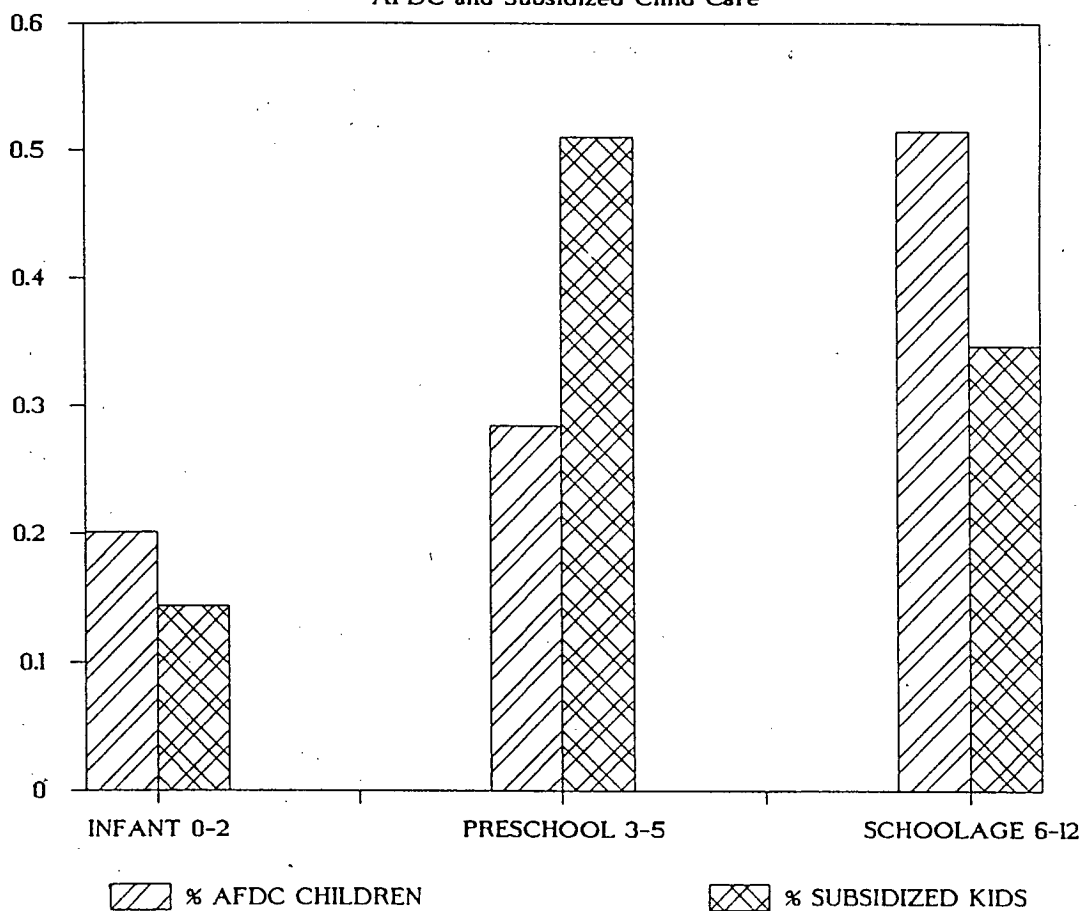
Underserved Areas

Source: Child Action, Inc.  
Community Services Planning Council

# Subsidized Child Care Age of Child

Percent of ages of children receiving

AFDC and Subsidized Child Care



## Sacramento County Child Population

AGE OF CHILD	ALL CHILDREN		AFDC CHILDREN		SUBSIDIZED CHILDREN	
BIRTH TO TWO YEARS	49,986	26%	12,227	20%	537	14%
THREE TO FIVE YEARS	50,774	26%	17,284	28%	1,911	51%
SIX TO TWELVE YEARS	94,881	48%	31,265	52%	1,298	34%
TOTAL	195,641	100%	60,776	100%	3,746	100%

Source: Child Action, Inc. and Sacramento County Department of Social Services

**Sacramento County**  
**POLICY RECOMMENDATIONS**  
**LOCAL PLANNING FOR CHILD CARE**

June 6, 1991

**I. Policy Recommendation Number One: Child care funds should be distributed equitably throughout the County of Sacramento.**

1. Geographic areas will be defined as the Community Planning Areas.
2. Underfunded areas will be determined by comparing need with existing services.
3. Underfunded areas will be brought up to parity with other areas before expansion of all areas in the county is begun.

**Areas of Most Need:**

**RURAL AREAS:** The northern and southern rural areas of the county have little or no subsidized child care services currently. These areas include:

CPA 1        North Natomas  
CPA 2        Rio Linda/Elverta  
CPA 17-22   Vineyard, Franklin/Laguna, Elk Grove, Delta, Galt,  
                  and Cosumnes

**UNDERFUNDED COMMUNITIES:** There are three community planning areas that are underfunded in terms of county equity. These are, in order of most need:

CPA 8        North Sacramento  
CPA 16       South Sacramento  
CPA 12       Rancho Cordova

**II. Policy Recommendation Number Two: Child care funds should be distributed equitably for all ages of children.**

1. Three Age groups will be defined:  
    Infants and Toddlers: Birth to two years of age  
    Preschool Age Children: Three to five years, not in kindergarten  
    School Age Children: Six to twelve years of age
2. Under funded age groups will be determined by comparing need with existing services.
3. Underfunded age groups will be brought up to parity with other age groups.
4. After parity is reached, expansion of services should be equally distributed for all ages of children.

**Age Groups of Most Need:**

Child Care subsidies are disproportionately allocated to preschool age children in Sacramento County. Infant/Toddler and Schoolage children not receiving a fair share of subsidy dollars.

**III. Policy Number Three: Child Care funds should be designated for special needs populations that are underserved or not served currently in the County.**

1. Special needs populations will be identified through public testimony.
2. Need will be documented by ability to serve and existing service levels in current child care supply.

Special Needs Population:

**IV. Policy Number Four: Child Care funds should be distributed to a broad range of child care providers currently serving families in Sacramento County.**

1. Priority will be given to services existing in and currently providing services within Sacramento County.
2. Parental Choice will be honored by providing funds to a variety of child care program options: family day care, child care center, school-age program.
3. Funds will be distributed to a number of different providers, offering diversity in program models available in Sacramento County.

COUNTY OF SACRAMENTO  
CALIFORNIAFOR THE AGENDA OF: January 23, 1990  
10:45 a.m.

To: Board of Supervisors  
From: Sacramento County Children's Commission  
Subject: CHILD CARE REPORT

## RECOMMENDATIONS:

1. Establish a task force to develop Child Care Authority to administer a Child Care Trust Fund which would be established to subsidize child care.  
  
Support current policy of voluntary incentives for developers to establish child care.  
  
Create a voluntary developer fee option to be placed in the Child Care Fund.  
  
Direct the County Counsel and the County Child Care Coordinator to prepare an ordinance that assures provision is made in commercial and new residential developments for child care either through existing or already planned child care services or creation of new services.
2. Encourage the development of services/latchkey services in parks and recreation programs, especially new programs for children ages 10 to 13, in dependent as well as independent park districts in areas that are underserved or unserved, where the programs are not in direct conflict with existing or planned private sector services.
3. Promote and encourage the development of school-aged child care programs on school sites in areas that are underserved or unserved, where the programs are not in direct conflict with existing or planned private sector services.
4. County Child Care Coordinator, in conjunction with the County Training Office shall conduct training on work/family issues for all county supervisory and management employees.
5. Designation of an individual in the Building Inspection Division for the purpose of doing plan check on child care facilities. In addition, the County should make data available so providers can better plan their operations. Annually, the County should hold briefings for providers on the areas of projected growth.

## CHILD CARE REPORT

Page 2

6. Child care should be added as part of the General Plan in the transportation component, as well as being a separate, distinct component of the plan.
7. Direct the County Clerk-Recorder to enforce Health and Safety Code Section 1597.40(b)(c), Section 3 which prohibits Covenants, Conditions, and Restrictions (CC&Rs) from excluding family day care in all new residential subdivisions.
8. Sacramento Housing and Redevelopment Agency be directed to review the options of child care on all of its projects beyond the fact that child care is available, but that it is also affordable and accessible, especially on large projects.
9. County and Sacramento Housing and Redevelopment advocate for joint use child/senior facilities.

### BACKGROUND:

On May 30, 1989, the Children's Agenda report was presented to the Board of Supervisors and the Children's Commission was directed to develop further recommendations regarding a child care fund. In the summer and fall of 1989, the Child Care Task Force (see Attachment A) reviewed existing county policy regarding child care issues and developed their recommendations for the Children's Commission. At the Commission meeting on November 16, 1989 the Task Force recommendations were reviewed. The Commission adopted the recommendations with a few changes as noted on "Child Care Policy and Programs" (Attachment B). That document briefly outlines the development of policy, programs, and organizations that have developed over time in the child care area in the County of Sacramento. The current recommendations before your Board are built upon that base.

### DISCUSSION:

1. The single most important barrier to the provision of quality child care for the children of Sacramento is affordability. This has been repeatedly documented in surveys of employees, the length of the waiting lists for subsidized care, and the extreme length of time individuals wait for an opening in centers which offer subsidized care; hence, the recommendation to establish a child care fund.

A variety of revenue sources were discussed to develop the fund, including, but not limited to, start-up from the Children's Trust Fund, donations, voluntary fees from developers and corporations, bequests, and grants.

The Commission recommends the development of a Child Care Authority and the continuation of voluntary incentives for the support and expansion of needed child care resources. Any ordinance should assure the provision of child care through existing or planned for services or the creation of new services.

The purpose of the Authority would be to administer the Child Care Fund. It should cross political boundaries to serve all of the citizens of Sacramento and should be comprised of a cross section of the community, developers, providers, parents, child serving agencies.

A task force should be established to develop the specifics of the Authority and the Fund, its structure, and the steps necessary to implement the recommendation. The task force should be appointed within 30 days with its report due back on or before August 1, 1990. Staffing to the task force should be provided by the Children's Commission and the County Child Care Coordinator.

2. &

3. In keeping with the overall focus of coordination and collaboration in the delivery of services of the Children's Agenda, the creation, extension, or expansion of services/latchkey services in parks and recreation programs, especially new programs for children ages 10 to 13, should be encouraged. The dependent as well as independent park districts should be challenged to develop these programs where they are not in direct conflict with existing or planned private sector services.

In keeping with the Children's Agenda recommendation for multidisciplinary delivery of services on school sites, school-aged child care programs should be developed on school sites in areas that are underserved or unserved.

The social isolation of latchkey children places them at risk for drug or gang involvement. Such programs are early intervention and as such are of assistance to law enforcement.

Careful attention needs to be paid by the districts to existing or planned private sector services so as not to set up competition that may be deemed "unfair" due to the lower cost of district services/programs.

4. The County has adopted a number of policies to assist in meeting employees' dependent care needs such as flextime, job sharing, family sick leave, parental leave, and the dependent care option. Reportedly, there is not uniform access to these options for all county employees. As an employer, the County needs to inform and educate its management and supervisory personnel on work/family issues and the benefits derived from utilization of the options.
5. In order to assist in making available and more affordable child care, the County could expedite its processing of plan checks for child care facilities by assigning one individual to those plans. Only a portion of that individual's time would be so designated, but such assignment would afford the individual to develop a level of expertise which diminish the time between submission and approval. Child care providers have advised that delays increase their costs, thus increasing the cost of child care.


Annual workshops for providers regarding projected areas of development would assist providers in planning their expansion, relocation, etc., so that the emerging child care need can be addressed in a more timely manner in the developing areas.

6. The Commission commends the County for the inclusion of child care as a component in the General Plan and encourages the inclusion of child care as a part of the transportation component. Current research indicates that an average of 1.6 daily trip ends are made which relate to child care in households with children. These trip ends have a direct impact on air quality and traffic congestion and as such should be included in the transportation component.
7. In the 1988-89 legislative session, Senate Bill 19 (Watson) was passed which extended the statute (Health and Safety Code Section 1597.40) prohibiting any CC&Rs from restricting the use of any single-family residence as a small family day care home (licensed for six or fewer). As the County Clerk-Recorder records all CC&Rs, enforcement of the provision should be vested there as there is no enforcement authority within the zoning code for CC&Rs. The laws require the County Clerk-Recorder to assure that all recordable documents comply with all existing statutes.
8. In the review of child care needs for redevelopment projects, the Task Force and the Commission believe that the review should not only include the availability assessment but the accessibility and affordability issues as well.
9. The advocacy for joint use of facilities for children and seniors should be an ongoing consideration for both the County and Sacramento Housing and Redevelopment Agency where at all feasible. Both populations are projected growth populations for the County, and facilities which provide adult day care might be jointly used for children as well.

The Children's Commission is of the belief that Recommendations 2, 3, 4, 5, 6, 7, and 8 are able to be implemented immediately upon adoption. A report back on implementation will be submitted in conjunction with the recommendations for the task force appointment in February 1990.

Thank you for your consideration and action.

Respectfully submitted,

  
BARBARA J. HENRY; Chairperson  
Sacramento County Children's Commission

MRT:dw (com243)

Attachments

cc: Brian Richter; Gary Cassady; County Clerk-Recorder; Public Works, Building Inspection Division; County Counsel; Child Care Task Force; Children's Commission

PUBLIC SECTOR CHILD CARE RESOLUTION NO. 87-1032

"That all future SHRA and City public projects of 75,000 square feet or greater for office development and exceeding 100 units for multi-family residential projects are hereby required to describe the need and demand for child care services as generated by the proposed project and indicate any proposed plans for providing such services in conjunction with the subject project.

"In addition, it is hereby required that any SHRA redevelopment projects or City public projects comply with any future Child Care Ordinance as may be adopted by the City Council.

"Finally, it is hereby required that specifications for child care provisions be included in all RFQs/RFPs for future development sites and required that SHRA staff include on-site child care centers in all future development site negotiations."

CHILD CARE DEVELOPER ORDINANCES,  
FEES, AND NEXUS STUDIES  
April 1991

Sacramento's Housing and Child Care Nexus Studies:

- A. The Child Care Nexus Study used the Housing Nexus Study as a guide and basis for its work
- B. The Child Care Nexus Study did show how employees of new developments did create a new need for child care services
- C. The two studies are compatible, but different:
  - 1. Housing—recommended 100% of the housing mitigation is to be met by non-residential developers
  - 2. Child Care—recommended 50% of the child care mitigation be met by the non-residential developers and 50% be met by the residential developers
    - a. child care facilities are needed in both residential and non-residential developments
    - b. it was assumed that people living in new houses would also work in new buildings, thus counting new people only once
    - c. residential units renting/selling at 80% of median would be exempt from the child care mitigation
    - d. the child care policy report proposes a broader mitigation base: developers (residential and non-residential), employers, federal/state/local governments, and the general citizenry
- D. The Child Care Nexus Study costs were based on 1986 figures, and would need to be made current if the fee were to be comparable to current costs

California City/County Developer Ordinances, Fees, and Nexus Studies:

- A. Sacramento: 1988 Child Care Nexus Study proposed full mitigation (Citywide):
  - 1. build on- or near-site child care facilities
  - 2. or pay fee (based on 1986 costs)
    - Commercial/Industrial: \$.28 — \$1.14/sq. ft.
    - Residential: \$683 — \$1,024/housing unit
- B. San Francisco: 1985 Ordinance (Citywide):
  - 1. make licensable space available on or near development site to a non-profit child care provider free of charge
    - at least 2,000 sq. ft. if development is under 300,000 sq.ft.
    - at least 3,000 sq. ft. if development is over 300,000 sq.ft.
  - 2. or pay \$1/sq.ft. (non-residential only)
- C. Concord: 1985 Ordinance (Citywide):
  - 1. pay fee of one-half of one percent of the total cost of the project (commercial, office, or industrial development only)
  - 2. or receive credits for constructing child care facilities on or near the development site.
- D. San Ramon: 1988 Ordinance (Citywide):
  - 1. pay \$210/residential housing unit
  - 2. pay \$.10/sq.ft. for non-residential development

F. Contra Costa County: 1988 Ordinance (Citywide)

1. developer to include (in the initial application for land use entitlement) a survey or assessment of the estimated child care needs caused by the project and how service needs will be mitigated within the County
2. requires on- or off-site facility
  - for non-residential projects of more than 100 potential employees or a floor area of 15,000 gross square feet
  - for residential projects of 30 or more units
3. must "satisfy the public need" for at least 25 years

G. Davis: 1991 Ordinance (Citywide)

1. pay fee
  - \$.015 — \$.045/sq.ft. for gross industrial/commercial development
  - \$100/residential unit
2. may build on- or off-site facility in lieu of fee

H. Los Angeles: 1991 Ordinance (Central City West Specific Plan)

1. all commercial, industrial and non-residential portion of mixed use projects which total 40,000 sq.ft. or more of floor area shall include floor area for a child care facility
  - for the life of the project
  - shall be located at the ground floor
2. project size = child care requirements:
  - 40,000 to 99,999 sq.ft. = minimum of 2,000 sq.ft. for child care
  - 100,000 to 499,999 sq.ft. = minimum of 4,000 sq.ft. for child care
  - 500,000 to 999,999 sq.ft. = minimum of 8,000 sq.ft. for child care
  - 1,000,000 or greater = minimum of 12,000 sq.ft. for child care
3. require 75 sq.ft./child of on-site outdoor play area
4. site location:
  - less than 500,000 sq.ft. = on-site child care facility
  - 500,000 to 999,999 sq.ft. = may have at least 1/2 of child care facility on-site and remaining required facility within one-half mile of the project
  - over 1,000,000 sq.ft. = may provide on three separate sites, provided that at least 4,000 sq.ft. is provided on-site and remaining within one-half mile of the project

I. Pasadena: 1991 Ordinance (currently being finalized)

1. Citywide
2. non-residential fee: \$1.48 — \$3.76/sq.ft.

J. Santa Cruz: 1991 Ordinance (currently being finalized)

1. residential fee: \$369/single family unit  
\$117/multi-family unit
2. non-residential fee: \$.17 — \$.76/ sq.ft.



# League of Women Voters of Sacramento

## Statement of Position

### CHILD CARE IN THE CITY AND COUNTY OF SACRAMENTO

#### 1987-1988 Local Program

The rearing of children is a social as well as a parental responsibility. A coordinated mix of private and public child care programs, including self-supported and subsidized programs, is a necessary support system for both parents and children.

Parents should provide a nurturant, caring environment that will promote the emotional, social, physical, and intellectual well-being of children. These programs should be available to children, including special needs children, in all age groups and designed to meet their different needs.

Programs that are affordable, accessible and of high quality should be available to parents at all income levels who choose to use them. Diverse alternative forms of child care responsive to the widely diverse social and economic needs of families, including consideration of transportation needs, should be provided.

Government regulations, funding, and active participation in coordinating child care needs, are necessary to ensure high quality of care in these programs.

Community wide efforts are needed to educate all segments of society about the need for quality child care and the benefits derived by the community and to coordinate information and referral on existing needs and resources.

Teachers and those who participate in the care of children should receive the level of skill and training, along with commensurate salaries, which is required for high quality child care.

PLEASE NOTE: The above Position Statement was the result of the League of Women Voters Sacramento study in 1987-88; the study was mainly based on the 1980 census data and the 1986 child care study completed by Child Action, Inc. There is no completed copy of the study available, but a working copy of the study can be obtained from the LWV office by calling 443-3678.

## LEAGUE OF WOMEN VOTERS OF SACRAMENTO

1989 - 1990 Local Program

GOVERNMENTBudget

LWVS supports the review of program budget decisions at the departmental level by citizen advisory boards, the public, and departmental executives. Elected officials should be responsible for priority-setting for the total budget.

Government Organization

LWVS supports measures to encourage city/county efforts toward functional consolidation. LWVS supports the reduction of the number of special districts, and the development of responsible and responsive special districts.

LWVS does not support the 1980 special district arrangement. We strongly favor reorganization. To determine the best organizational structure for delivery of fire services, the following criteria should be given priority consideration: 1) uniformity of services offered; 2) cost-effectiveness; 3) clarity of governmental jurisdiction; and 4) accessibility by citizens to decision-making. For park services the priorities are: 1) allowance for differences in services/programs offered; 2) cost-effectiveness; 3) accessibility by citizens to decision-making; 4) potential for new revenue sources.

Merit

LWVS supports public personnel systems based upon merit principles for employment in Sacramento city and county governments; supports measures to promote equal opportunity in employment.

HUMAN RESOURCES/SOCIAL POLICYChild Care

LWVS believes that the rearing of children is a societal as well as a parental responsibility. Parents should provide a nurturant, caring environment that will promote the emotional, social, physical, and intellectual well-being of children. A coordinated mix of private and public child care programs, including self-supported and subsidized programs, is a necessary support system for both parents and children. These programs should be available to all children, including special needs children, in all age groups and designed to meet their special needs.

Programs that are affordable, accessible and of high quality should be available to parents at all income levels who choose to use them. Diverse alternative forms of child care responsive to the widely diverse social and economic needs of families, including consideration of transportation needs, should be provided.

Government regulations, funding, and active participation in coordinating child care needs, are necessary to ensure high quality of care in these programs.

Community-wide efforts are needed to educate all segments of society about the need for quality child care and the benefits derived by the community and to coordinate information and referral on existing needs and resources.

## LWV/Sacramento, Local Program 1989-1990--continued

Teachers and those who participate in the care of children should receive the level of skill and training, along with commensurate salaries, which is required for high quality child care.

### Comparable Worth

LWVS supports the concept of comparable worth or pay equity for jobs which share comparable levels of skill, efforts, working conditions, and responsibility.

LWVS supports comparable worth studies by local government bodies comparing jobs to determine the relative value of a job in relation to its placement on the employer's salary scale.

Objectives of the Comparable Worth position--

1. To ensure that a comparable worth study includes the following essentials:
  - a. sex or race stereotyping or bias should not affect the evaluation of jobs;
  - b. prevailing wage rates should not be used in the evaluation of jobs;
  - c. community members should be included on study committees;
  - d. employees whose jobs are to be evaluated should have input into the selection and weighing of factors used in the study;
  - e. employees whose jobs are to be evaluated should have access to an effective and equitable appeals process;
  - f. employers should provide for documentation of the study process, and employees, their representatives, and community leaders should have ready access to the documentation throughout the study;
  - g. employers should provide for periodic and well-documented study updates throughout the study.
  
2. To insure that the implementation process includes the following essentials:
  - a. employees, their representatives, and community members should have input into the decision of how and over what time period the study will be implemented;
  - b. the implementation process should be consistent with and carry out the intent of the study;
  - c. employers should provide for documentation of the implementation process and employees, their representatives, and community members should have ready access to the documentation throughout the implementation process;
  - d. employers should provide for periodic updates of job titles and descriptions throughout the implementation process.

### Housing

LWVS believes decisions on the location, type, and density of housing must be an integral part of the planning process, so that air quality, transportation, energy use, schools, police and fire protection, water and sewers, open space, parks and recreation will be considered. Also to be considered are the needs for hospitals and the preservation of agricultural land.

LWVS encourages incentives for infill development, where public services and utilities are already in place, and higher density housing where it will facilitate the use of public transit, bicycling and walking. We also urge a review of high density housing proposals to assure that adequate open space is provided and good design is incorporated.

LWVS supports the availability of housing for the low and moderate income citizens of Sacramento County

**SERVICE AVAILABILITY**  
**FULL TIME CHILD CARE SERVICES**  
**BY**  
**COUNCIL DISTRICT**

Source:

Child Action, Inc.

March 1990

CHILD CARE SUPPLY SURVEY  
 March, 1990  
 Child Action, Inc  
 CITY OF SACRAMENTO  
 SERVICE AVAILABILITY BY CITY COUNCIL DISTRICTS  
 FULL TIME CHILD CARE SERVICES

City Council District: 1  
 =====

Total Number of licensed facilities\*: 89 Licensed Capacity 1965

Total Number of Children Enrolled in Child Care: 1790

Total Number of Openings for Children 189  
 10% Percent of child care capacity in this district is available

Time Availability of Services:

79 Programs Provide Fulltime Care 16 Programs Provide Evening/Night  
 63 Programs Provide Parttime Care 8 Programs Provide Weekend Care  
 38 Programs Provide Before and After School Care

Special Services:

24 Programs Provide Services available for Special Needs Children  
 15 Programs have Bi-Lingual Services Available  
 183 Children Identified Receiving Government Subsidy  
 10.2% Of all children enrolled in this district receive subsidy

<u>Age of Child.....</u>	<u>Number of Facilities*</u>	<u>Number of Children Enrolled</u>	<u>Openings Per Age** Group</u>	<u>% of Care by Age Group</u>
Birth to 24 months	69	314	28	17%
25 Months to Six Years	79	1059	108	59%
Six to Fourteen Years	51	417	53	24%

Average Cost of Child Care Per Year:

	<u>Lowest Rate</u>	<u>Highest Rate</u>	<u>Average Rate</u>
Full-time Child Care:			
Children Two Years and Under	\$2,340	\$6,600	\$3,941
Children Over Two Years	\$2,080	\$4,680	\$3,795

Average Hourly Rate for Before and After School Care:

Children Six Years and Older	\$1.50	\$3.50	\$2.35
------------------------------	--------	--------	--------

=====

\* Facilities include family day care homes, child care centers, and exempt school-age programs.

\*\* This column represents the maximum number of openings for a specific age

=====

Child Action, Inc. 2103 Stockton Blvd. Sacramento, Ca 95817 (916) 453-1586

CHILD CARE SUPPLY SURVEY  
 March, 1990  
 Child Action, Inc  
 CITY OF SACRAMENTO  
 SERVICE AVAILABILITY BY CITY COUNCIL DISTRICTS  
 FULL TIME CHILD CARE SERVICES

City Council District: 2

=====

Total Number of licensed facilities\*: 48 Licensed Capacity 454

Total Number of Children Enrolled in Child Care: 327

Total Number of Openings for Children 110  
 25% Percent of child care capacity in this district is available

Time Availability of Services:

45 Programs Provide Fulltime Care 12 Programs Provide Evening/Night  
 38 Programs Provide Parttime Care 8 Programs Provide Weekend Care  
 35 Programs Provide Before and After School Care

Special Services:

18 Programs Provide Services available for Special Needs Children  
 3 Programs have Bi-Lingual Services Available  
 56 Children Identified Receiving Government Subsidy  
 17.1% Of all children enrolled in this district receive subsidy

<u>Age of Child.....</u>	<u>Number of Facilities*</u>	<u>Number of Children Enrolled</u>	<u>Openings Per Age** Group</u>	<u>% of Care by Age Group</u>
Birth to 24 months	39	84	18	23%
25 Months to Six Years	41	136	55	44%
Six to Fourteen Years	34	107	37	33%

Average Cost of Child Care Per Year:

	<u>Lowest Rate</u>	<u>Highest Rate</u>	<u>Average Rate</u>
Full-time Child Care:			
Children Two Years and Under	\$2,400	\$5,200	\$3,684
Children Over Two Years	\$2,600	\$4,680	\$3,525

Average Hourly Rate for Before and After School Care:

Children Six Years and Older	\$1.00	\$3.00	\$2.14
------------------------------	--------	--------	--------

=====

\* Facilities include family day care homes, child care centers, and exempt school-age programs.

\*\* This column represents the maximum number of openings for a specific age

=====

Child Action, Inc. 2103 Stockton Blvd. Sacramento, Ca 95817 (916) 453-1586

CHILD CARE SUPPLY SURVEY  
 March, 1990  
 Child Action, Inc  
 CITY OF SACRAMENTO  
 SERVICE AVAILABILITY BY CITY COUNCIL DISTRICTS  
 FULL TIME CHILD CARE SERVICES

City Council District: 3  
 =====

Total Number of licensed facilities\*: 30 Licensed Capacity 680

Total Number of Children Enrolled in Child Care: 696

Total Number of Openings for Children 45  
 6% Percent of child care capacity in this district is available

Time Availability of Services:

26 Programs Provide Fulltime Care                    2 Programs Provide Evening/Night  
 15 Programs Provide Parttime Care                    1 Programs Provide Weekend Care  
 12 Programs Provide Before and After School Care

Special Services:

12 Programs Provide Services available for Special Needs Children  
 11 Programs have Bi-Lingual Services Available  
 156 Children Identified Receiving Government Subsidy  
 22.4% Of all children enrolled in this district receive subsidy

<u>Age of Child.....</u>	<u>Number of Facilities*</u>	<u>Number of Children Enrolled</u>	<u>Openings Per Age** Group</u>	<u>% of Care by Age Group</u>
Birth to 24 months	19	37	4	6%
25 Months to Six Years	23	405	7	56%
Six to Fourteen Years	14	254	34	39%

Average Cost of Child Care Per Year:

	<u>Lowest Rate</u>	<u>Highest Rate</u>	<u>Average Rate</u>
Full-time Child Care:			
Children Two Years and Under	\$3,000	\$5,720	\$4,225
Children Over Two Years	\$3,640	\$4,420	\$4,062

Average Hourly Rate for Before and After School Care:

Children Six Years and Older                    \$2.00                    \$4.50                    \$2.63

\* Facilities include family day care homes, child care centers, and exempt school-age programs.

\*\* This column represents the maximum number of openings for a specific age

Child Action, Inc. 2103 Stockton Blvd. Sacramento, Ca 95817 (916) 453-1586

CHILD CARE SUPPLY SURVEY  
 March, 1990  
 Child Action, Inc  
 CITY OF SACRAMENTO  
 SERVICE AVAILABILITY BY CITY COUNCIL DISTRICTS  
 FULL TIME CHILD CARE SERVICES

City Council District: 4

=====

Total Number of licensed facilities\*: 30 Licensed Capacity 943

Total Number of Children Enrolled in Child Care: 891

Total Number of Openings for Children 126  
 12% Percent of child care capacity in this district is available

Time Availability of Services:

29 Programs Provide Fulltime Care                    3 Programs Provide Evening/Night  
 20 Programs Provide Parttime Care                    1 Programs Provide Weekend Care  
 13 Programs Provide Before and After School Care

Special Services:

8 Programs Provide Services available for Special Needs Children  
 6 Programs have Bi-Lingual Services Available  
 48 Children Identified Receiving Government Subsidy  
 5.4% Of all children enrolled in this district receive subsidy

<u>Age of Child.....</u>	<u>Number of Facilities*</u>	<u>Number of Children Enrolled</u>	<u>Openings Per Age** Group</u>	<u>% of Care by Age Group</u>
Birth to 24 months	19	28	10	4%
25 Months to Six Years	25	449	65	51%
Six to Fourteen Years	13	414	51	46%

Average Cost of Child Care Per Year:

	<u>Lowest Rate</u>	<u>Highest Rate</u>	<u>Average Rate</u>
Full-time Child Care:			
Children Two Years and Under	\$2,600	\$5,330	\$4,057
Children Over Two Years	\$3,380	\$5,200	\$4,258

Average Hourly Rate for Before and After School Care:

Children Six Years and Older	\$2.00	\$2.50	\$2.38
------------------------------	--------	--------	--------

=====

\* Facilities include family day care homes, child care centers, and exempt school-age programs.

\*\* This column represents the maximum number of openings for a specific age

=====

Child Action, Inc. 2103 Stockton Blvd. Sacramento, Ca 95817 (916) 453-1586

CHILD CARE SUPPLY SURVEY  
 March, 1990  
 Child Action, Inc  
 CITY OF SACRAMENTO  
 SERVICE AVAILABILITY BY CITY COUNCIL DISTRICTS  
 FULL TIME CHILD CARE SERVICES

City Council District: 5

=====

Total Number of licensed facilities\*: 59 Licensed Capacity 1537

Total Number of Children Enrolled in Child Care: 1580

Total Number of Openings for Children 252  
 14% Percent of child care capacity in this district is available

Time Availability of Services:

58 Programs Provide Fulltime Care            10 Programs Provide Evening/Night  
 48 Programs Provide Parttime Care           6 Programs Provide Weekend Care  
 33 Programs Provide Before and After School Care

Special Services:

21 Programs Provide Services available for Special Needs Children  
 12 Programs have Bi-Lingual Services Available  
 728 Children Identified Receiving Government Subsidy  
 46.1% Of all children enrolled in this district receive subsidy

<u>Age of Child.....</u>	<u>Number of Facilities*</u>	<u>Number of Children Enrolled</u>	<u>Openings Per Age** Group</u>	<u>% of Care by Age Group</u>
Birth to 24 months	40	250	21	15%
25 Months to Six Years	51	995	78	59%
Six to Fourteen Years	31	335	153	27%

Average Cost of Child Care Per Year:

	<u>Lowest Rate</u>	<u>Highest Rate</u>	<u>Average Rate</u>
Full-time Child Care:			
Children Two Years and Under	\$2,700	\$6,500	\$3,678
Children Over Two Years	\$2,600	\$5,200	\$3,600

Average Hourly Rate for Before and After School Care:

Children Six Years and Older	\$1.50	\$3.00	\$2.40
------------------------------	--------	--------	--------

=====

\* Facilities include family day care homes, child care centers, and exempt school-age programs.

\*\* This column represents the maximum number of openings for a specific age

=====

Child Action, Inc. 2103 Stockton Blvd. Sacramento, Ca 95817 (916) 453-1586

CHILD CARE SUPPLY SURVEY  
 March, 1990  
 Child Action, Inc  
 CITY OF SACRAMENTO  
 SERVICE AVAILABILITY BY CITY COUNCIL DISTRICTS  
 FULL TIME CHILD CARE SERVICES

City Council District: 6  
 =====

Total Number of licensed facilities\*: 54 Licensed Capacity 605

Total Number of Children Enrolled in Child Care: 480

Total Number of Openings for Children 114  
 19% Percent of child care capacity in this district is available

Time Availability of Services:

51 Programs Provide Fulltime Care 11 Programs Provide Evening/Night  
 35 Programs Provide Parttime Care 10 Programs Provide Weekend Care  
 32 Programs Provide Before and After School Care

Special Services:

13 Programs Provide Services available for Special Needs Children  
 9 Programs have Bi-Lingual Services Available  
 132 Children Identified Receiving Government Subsidy  
 27.5% Of all children enrolled in this district receive subsidy

<u>Age of Child.....</u>	<u>Number of Facilities*</u>	<u>Number of Children Enrolled</u>	<u>Openings Per Age** Group</u>	<u>% of Care by Age Group</u>
Birth to 24 months	43	71	23	16%
25 Months to Six Years	48	202	38	40%
Six to Fourteen Years	36	207	53	44%

Average Cost of Child Care Per Year:

	<u>Lowest Rate</u>	<u>Highest Rate</u>	<u>Average Rate</u>
Full-time Child Care:			
Children Two Years and Under	\$1,920	\$6,500	\$3,724
Children Over Two Years	\$2,080	\$5,200	\$3,625

Average Hourly Rate for Before and After School Care:

Children Six Years and Older \$1.30 \$7.50 \$2.28  
 =====

\* Facilities include family day care homes, child care centers, and exempt school-age programs.

\*\* This column represents the maximum number of openings for a specific age  
 =====

Child Action, Inc. 2103 Stockton Blvd. Sacramento, Ca 95817 (916) 453-1586

CHILD CARE SUPPLY SURVEY  
 March, 1990  
 Child Action, Inc  
 CITY OF SACRAMENTO  
 SERVICE AVAILABILITY BY CITY COUNCIL DISTRICTS  
 FULL TIME CHILD CARE SERVICES

City Council District: 7  
 =====

Total Number of licensed facilities\*: 96 Licensed Capacity 1179

Total Number of Children Enrolled in Child Care: 972

Total Number of Openings for Children 258

21% Percent of child care capacity in this district is available

Time Availability of Services:

90 Programs Provide Fulltime Care                      20 Programs Provide Evening/Night  
 79 Programs Provide Parttime Care                      6 Programs Provide Weekend Care  
 64 Programs Provide Before and After School Care

Special Services:

22 Programs Provide Services available for Special Needs Children  
 15 Programs have Bi-Lingual Services Available  
 261 Children Identified Receiving Government Subsidy  
 26.9% Of all children enrolled in this district receive subsidy

<u>Age of Child.....</u>	<u>Number of Facilities*</u>	<u>Number of Children Enrolled</u>	<u>Openings Per Age** Group</u>	<u>% of Care by Age Group</u>
Birth to 24 months	77	178	55	19%
25 Months to Six Years	86	381	139	42%
Six to Fourteen Years	67	413	64	39%

Average Cost of Child Care Per Year:

	<u>Lowest Rate</u>	<u>Highest Rate</u>	<u>Average Rate</u>
Full-time Child Care:			
Children Two Years and Under	\$2,400	\$5,356	\$3,643
Children Over Two Years	\$2,600	\$5,200	\$3,559

Average Hourly Rate for Before and After School Care:

Children Six Years and Older                      \$1.25                      \$4.00                      \$2.12  
 =====

\* Facilities include family day care homes, child care centers, and exempt school-age programs.

\*\* This column represents the maximum number of openings for a specific age  
 =====

Child Action, Inc. 2103 Stockton Blvd. Sacramento, Ca 95817 (916) 453-1586

CHILD CARE SUPPLY SURVEY  
 March, 1990  
 Child Action, Inc  
 CITY OF SACRAMENTO  
 SERVICE AVAILABILITY BY CITY COUNCIL DISTRICTS  
 FULL TIME CHILD CARE SERVICES

City Council District: 8  
 =====

Total Number of licensed facilities\*: 69 Licensed Capacity 1296

Total Number of Children Enrolled in Child Care: 1220

Total Number of Openings for Children 211  
 15% Percent of child care capacity in this district is available

Time Availability of Services:

63 Programs Provide Fulltime Care 14 Programs Provide Evening/Night  
 55 Programs Provide Parttime Care 13 Programs Provide Weekend Care  
 36 Programs Provide Before and After School Care

Special Services:

17 Programs Provide Services available for Special Needs Children  
 8 Programs have Bi-Lingual Services Available  
 91 Children Identified Receiving Government Subsidy  
 7.5% Of all children enrolled in this district receive subsidy

<u>Age of Child.....</u>	<u>Number of Facilities*</u>	<u>Number of Children Enrolled</u>	<u>Openings Per Age** Group</u>	<u>% of Care by Age Group</u>
Birth to 24 months	54	125	36	11%
25 Months to Six Years	54	504	70	40%
Six to Fourteen Years	41	591	105	49%

Average Cost of Child Care Per Year:

	<u>Lowest Rate</u>	<u>Highest Rate</u>	<u>Average Rate</u>
Full-time Child Care:			
Children Two Years and Under	\$2,600	\$7,020	\$4,186
Children Over Two Years	\$2,080	\$8,060	\$4,118

Average Hourly Rate for Before and After School Care:

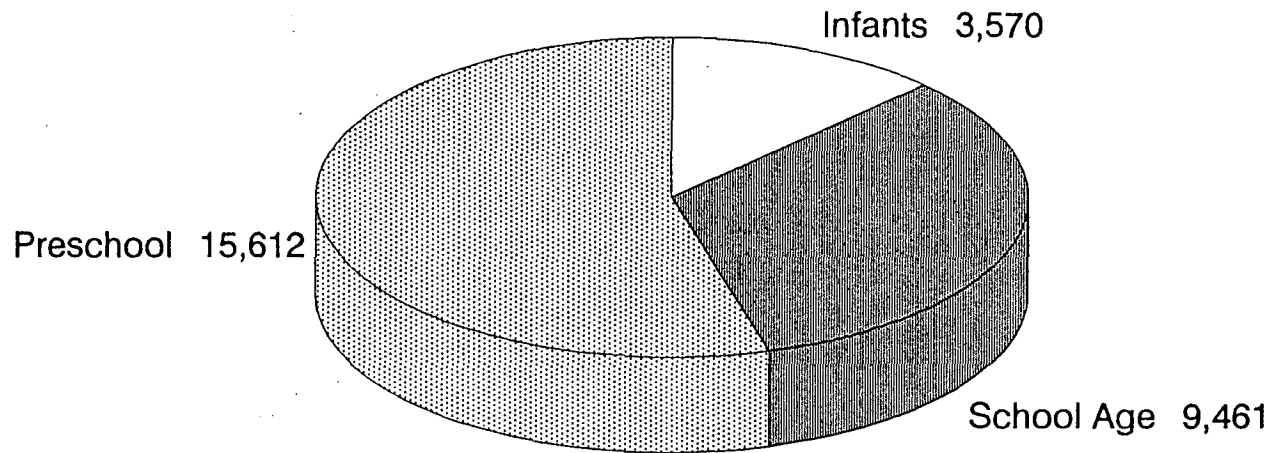
Children Six Years and Older \$1.50 \$5.00 \$2.50  
 =====

\* Facilities include family day care homes, child care centers, and exempt school-age programs.

\*\* This column represents the maximum number of openings for a specific age  
 =====

Child Action, Inc. 2103 Stockton Blvd. Sacramento, Ca 95817 (916) 453-1586

# CHILD CARE CAPACITY BY AGE SACRAMENTO COUNTY: 1990



**Community Services Planning Council, Inc.**  
Human Services Information System  
Source: Child Action

### Child Care Capacity by City Community Planning Area

	Community Planning Area	Openings	Enrolled	Capacity
7	South Natomas	122	888	1,010
8	North Sacramento	111	491	602
9	Arden-Arcade	452	2,868	3,320
13	Downtown	79	928	1,007
14 A	Land Park	164	1,280	1,444
14 B	Pocket	107	963	1,070
14 C	Meadowview	241	765	1,006
15 A	East City	108	602	710
15 B	East Broadway	154	959	1,113
16	South Sacramento	591	2,635	3,226
	Total	2,129	12,379	14,508

Human Services Information System  
 Source: Child Action

**Child Care Vacancy Rates by City Community Planning Area**

	Community Planning Area	% Total	% Infant	% Preschool	% School Age
7	South Natomas	12.1%	10.8%	10.9%	14.1%
8	North Sacramento	18.4%	21.5%	21.5%	13.2%
9	Arden-Arcade	13.6%	16.6%	12.7%	14.2%
13	Downtown	7.8%	3.9%	8.5%	11.5%
14 A	Land Park	11.4%	14.1%	9.1%	13.9%
14 B	Pocket	10.0%	18.8%	8.4%	9.5%
14 C	Meadowview	24.0%	22.4%	26.2%	22.7%
15 A	East City	15.2%	24.7%	4.6%	27.5%
15 B	East Broadway	13.8%	9.0%	7.9%	32.0%
16	South Sacramento	18.3%	19.6%	20.3%	14.0%
	TOTAL	14.7%	16.0%	13.4%	16.0%

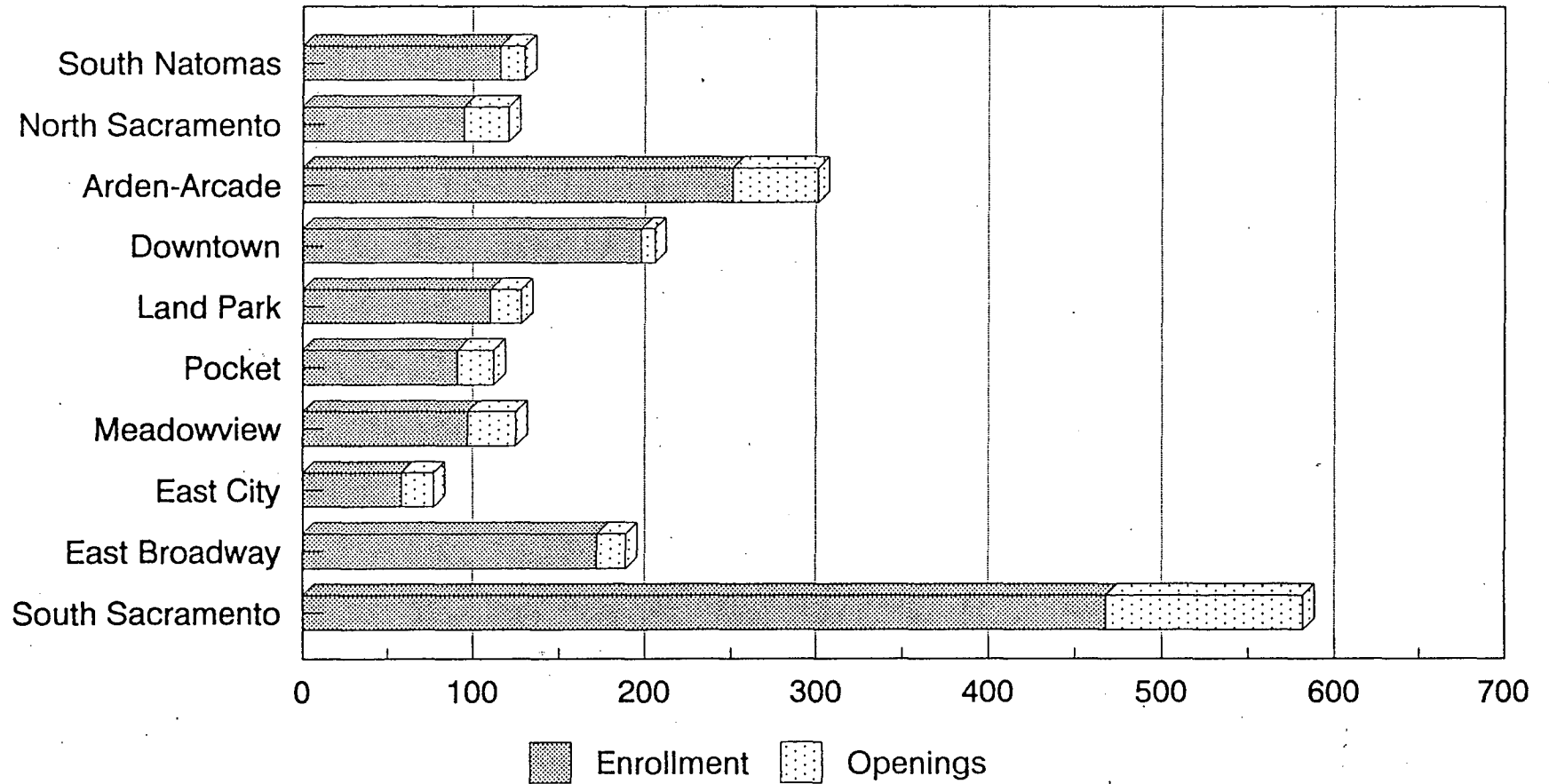
Human Services Information System  
 Source: Child Action

**Infant Child Care by City Community Planning Area**

	Community Planning Area	Enrolled	Openings	Capacity	Vacancies
7	South Natomas	116	14	130	10.8%
8	North Sacramento	95	26	121	21.5%
9	Arden-Arcade	251	50	301	16.6%
13	Downtown	198	8	206	3.9%
14 A	Land Park	110	18	128	14.1%
14 B	Pocket	91	21	112	18.8%
14 C	Meadowview	97	28	125	22.4%
15 A	East City	58	19	77	24.7%
15 B	East Broadway	172	17	189	9.0%
16	South Sacramento	468	114	582	19.6%
	<b>TOTAL</b>	<b>1,656</b>	<b>315</b>	<b>1,971</b>	<b>16.0%</b>

Human Services Information System  
 Source: Child Action

# INFANT CARE AVAILABILITY SELECTED PLANNING AREAS: 1990



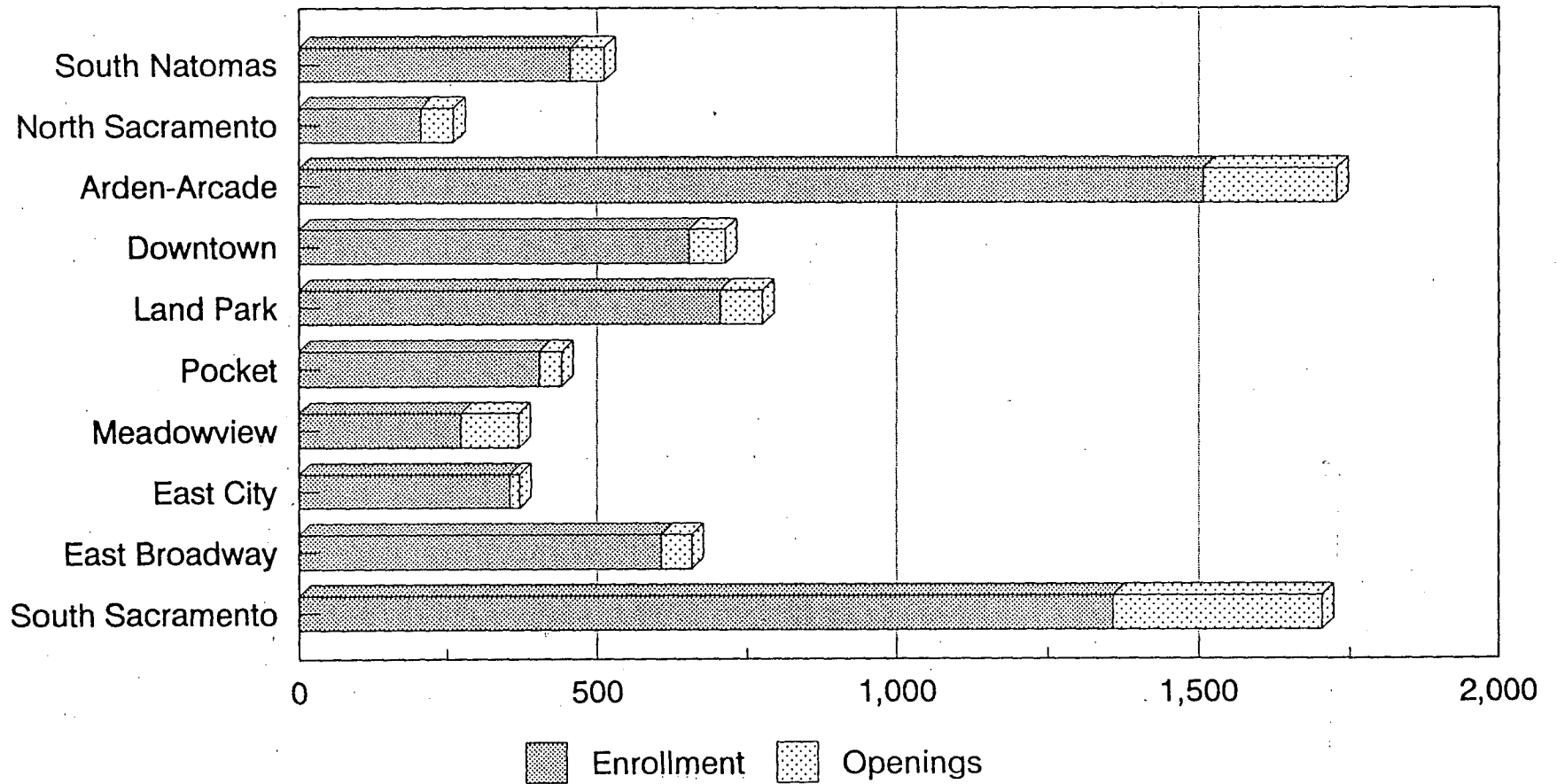
**Community Services Planning Council, Inc.**  
 Human Services Information System  
 Source: Child Action

**Preschool Child Care by City Community Planning Area**

	Community Planning Area	Enrolled	Openings	Capacity	Vacancies
7	South Natomas	456	56	512	10.9%
8	North Sacramento	205	56	261	21.5%
9	Arden-Arcade	1,508	219	1,727	12.7%
13	Downtown	653	61	714	8.5%
14 A	Land Park	705	71	776	9.1%
14 B	Pocket	404	37	441	8.4%
14 C	Meadowview	273	97	370	26.2%
15 A	East City	354	17	371	4.6%
15 B	East Broadway	606	52	658	7.9%
16	South Sacramento	1,358	345	1,703	20.3%
	<b>TOTAL</b>	<b>6,522</b>	<b>1,011</b>	<b>7,533</b>	<b>13.4%</b>

Human Services Information System  
 Source: Child Action

# PRESCHOOL CARE AVAILABILITY SELECTED PLANNING AREAS: 1990



**Community Services Planning Council, Inc.**

Human Services Information System

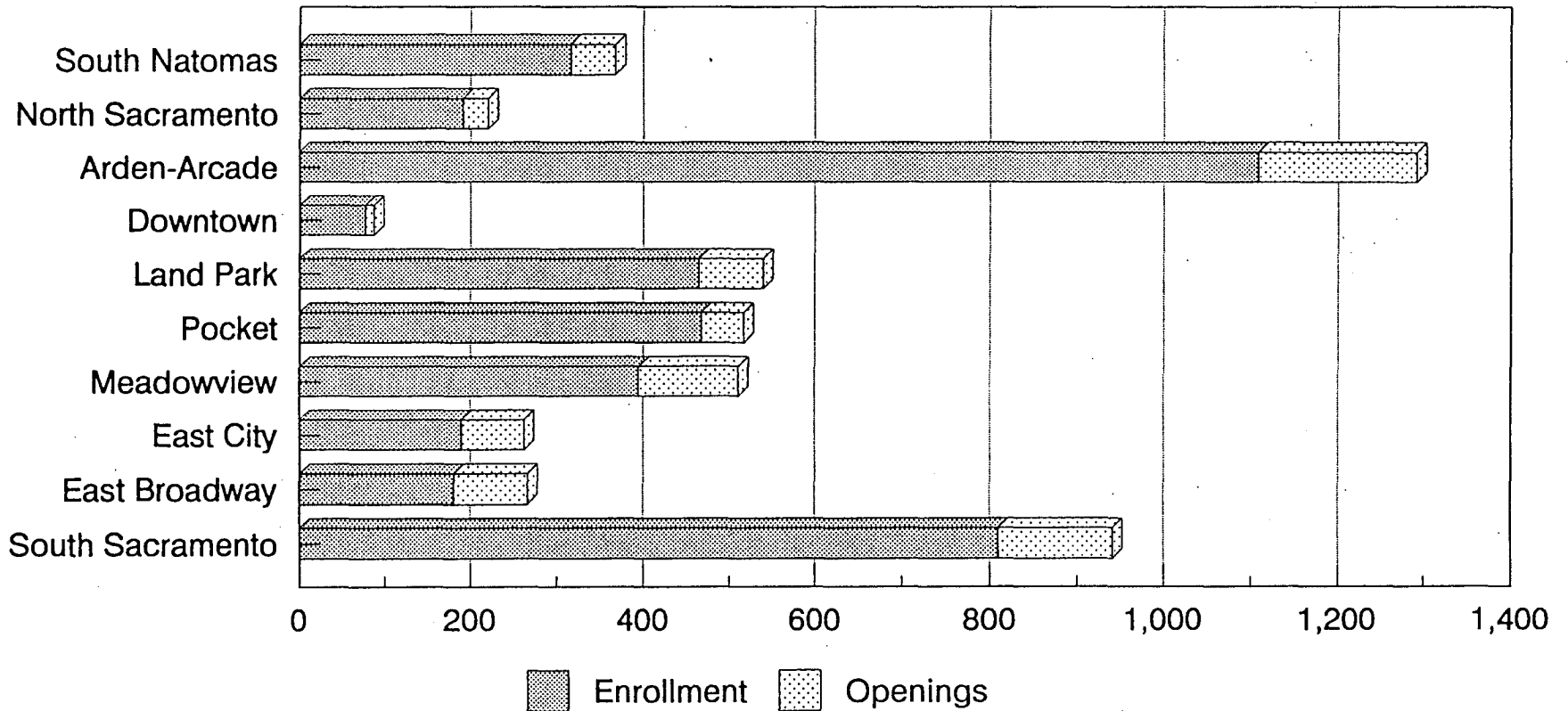
Source: Child Action

### School Age Child Care by City Planning Area

	Community Planning Area	Enrolled	Openings	Capacity	Vacancies
7	South Natomas	316	52	368	14.1%
8	North Sacramento	191	29	220	13.2%
9	Arden-Arcade	1,109	183	1,292	14.2%
13	Downtown	77	10	87	11.5%
14 A	Land Park	465	75	540	13.9%
14 B	Pocket	468	49	517	9.5%
14 C	Meadowview	395	116	511	22.7%
15 A	East City	190	72	262	27.5%
15 B	East Broadway	181	85	266	32.0%
16	South Sacramento	809	132	941	14.0%
	TOTAL	4,201	803	5,004	16.0%

Human Services Information System  
 Source: Child Action

**SCHOOL AGE CHILD CARE AVAILABILITY  
ENROLLMENT AND OPENINGS  
SELECTED PLANNING AREA: 1990**



**Community Services Planning Council, Inc**  
Human Services, Information System  
Source: Child Action

**LICENSED CHILD CARE FACILITIES**

**BY**

**COMMUNITY PLANNING AREA**

Sources:

Community Services Planning Council  
Child Action, Inc.

May 1991

# Licensed Facilities Definitions

## *RESIDENTIAL*

- Adult Residential** Any facility of any capacity which provides non-medical care and supervision to adults (18-59 years of age) except elderly.
- Group Home** A facility which provides 24-hour non-medical, structured care and supervision to a specific client group (under 18 years of age), with such services provided at least in part by staff employed by the licensee.
- Residential Elderly** Any facility of any capacity which provides 24-hour a day non-medical care and supervision to elderly adults, age 60 and older.
- Small Family Home** A facility in the licensee's family residence which provides 24-hour a day care for six or fewer children who are mentally disordered, developmentally disabled or physically handicapped and who require special care and supervision as a result of such disabilities.

## *NON-RESIDENTIAL*

- Adoption Agency** Programs that arrange permanent homes under new legal parentage for individuals whose natural parents are unable or unwilling to provide for their care.
- Day Care** Any facility of any capacity in which less than 24-hour per day non-medical care and supervision for children ages 2 years through 17 years is provided.
- Foster Family Agency** Programs that link individuals in need of alternative family living arrangements with appropriate private family homes licensed to provide foster care.
- Infant Center** Any facility of any capacity in which less than 24-hour per day non-medical care and supervision for children ages 0 months through 23 months is provided.
- Adult Day Care** Any facility of any capacity in which less than 24-hour per day non-medical care and supervision for persons 18 years and older is provided.
- School Age Day Care** Any facility of any capacity in which less than 24-hour day non-medical care and supervision for children attending school is grades kindergarten or above is provided.

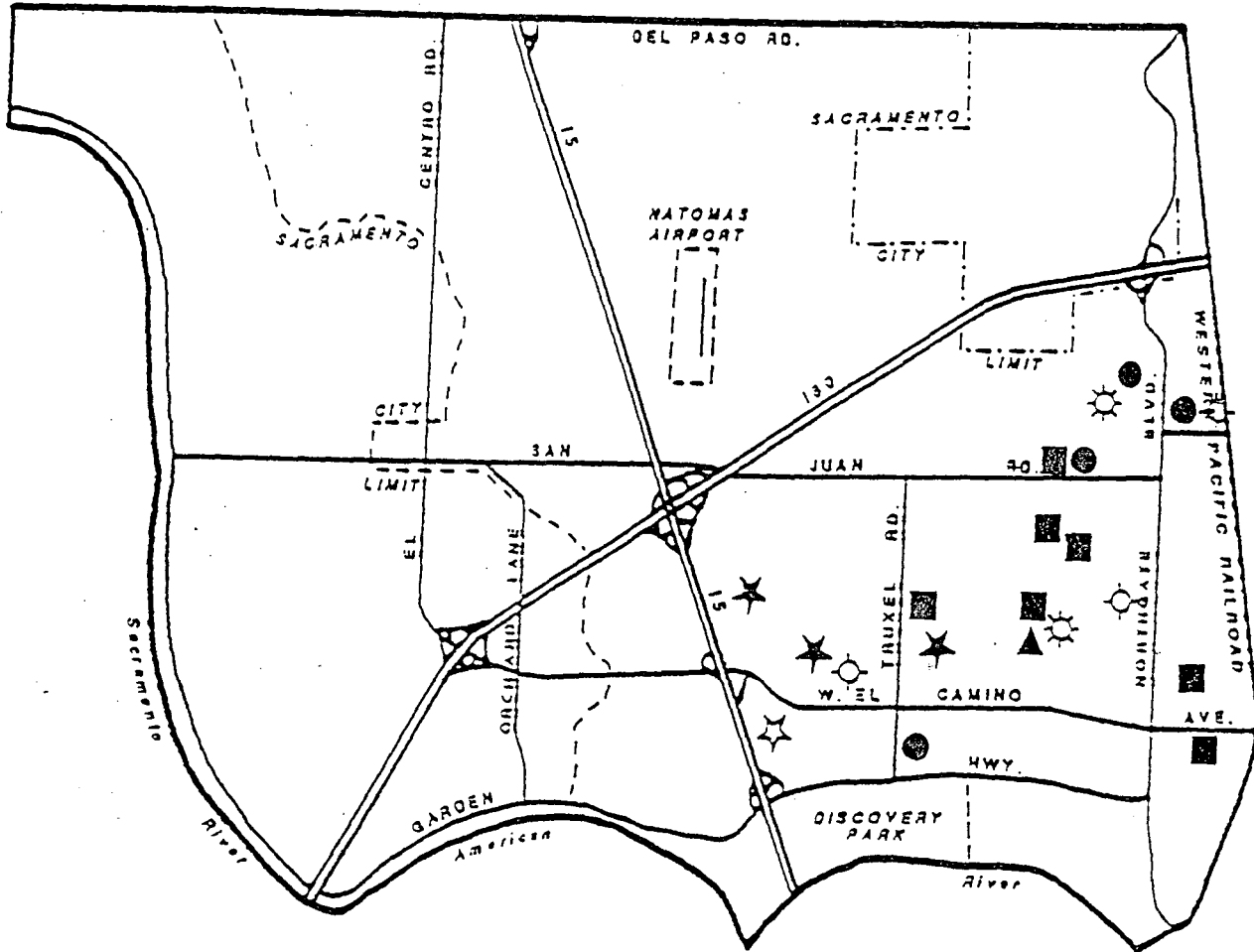
### Sacramento County

Facility Type	Number of Facilities	Licensed Capacity
Adult Residential	241	1,787
Day Care	266	15,489
Group Home	137	1,030
Residential Elderly	150	2,378
Small Family Home	42	200
Adult Day Care	10	560
Infant Center	42	774
School Age Day Care	61	2,840
Foster Family Agency	15	N/A
Adoption Agency	3	N/A
Family Day Care*	1,203	8,740
<b>Total</b>	<b>2,170</b>	<b>33,798</b>

### South Natomas

Facility Type	Number of Facilities	Licensed Capacity
Adult Residential	7	27
Day Care	5	323
Group Home	2	8
Residential Elderly	3	61
Small Family Home	1	6
Adult Day Care	0	0
Infant Center	0	0
School Age Day Care	4	194
Foster Family Agency	0	0
Adoption Agency	0	0
Family Day Care*	66	486
<b>Total</b>	<b>88</b>	<b>1,105</b>
*Due to confidentiality Family Day Care provider sites are not mapped.		

# 7. SOUTH NATOMAS

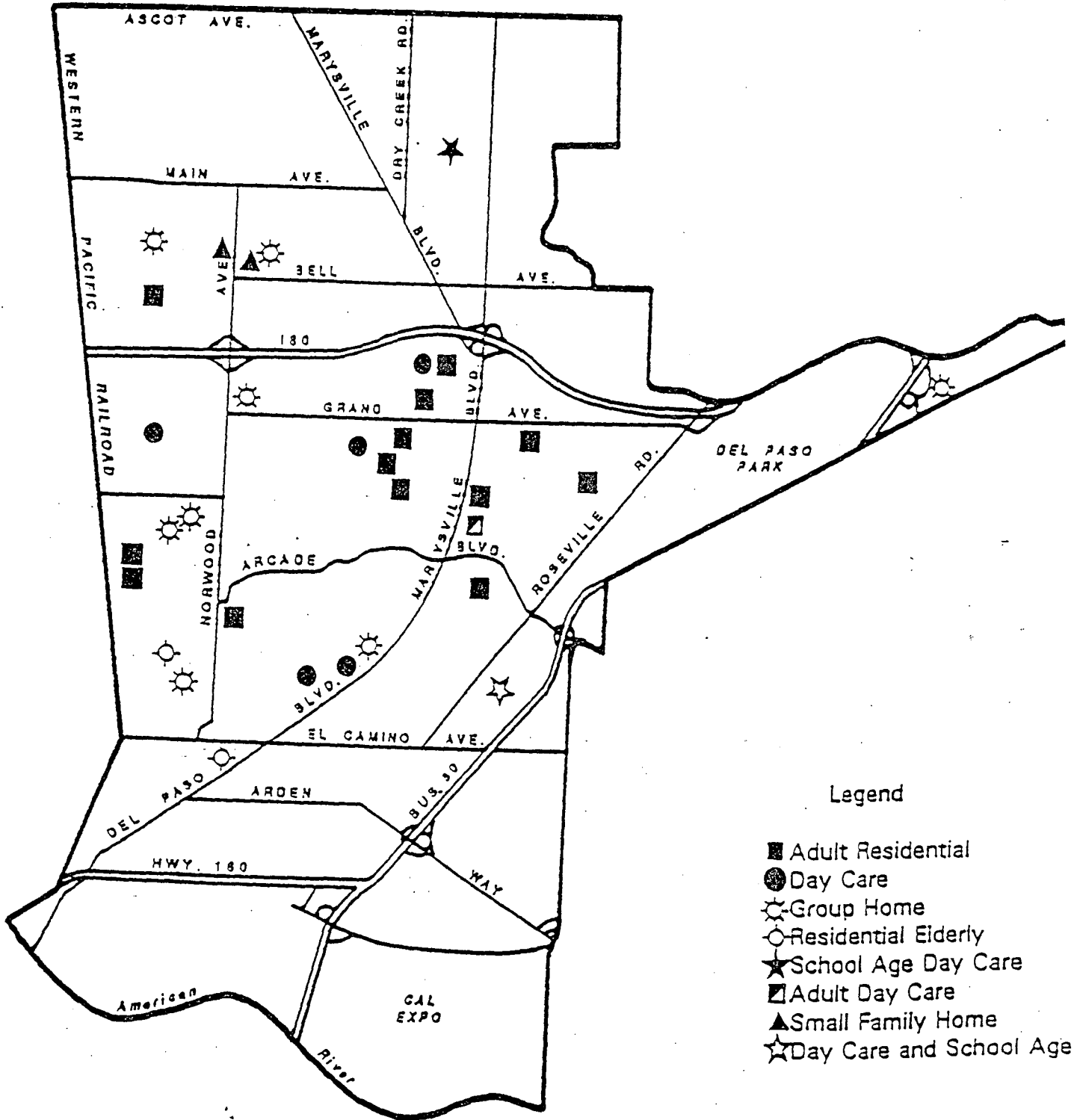


## Legend

- Adult Residential
- Day Care
- ☼ Group Home
- Residential Elderly
- ★ School Age Day Care
- ▲ Small Family Home
- ☆ Day Care and School Age

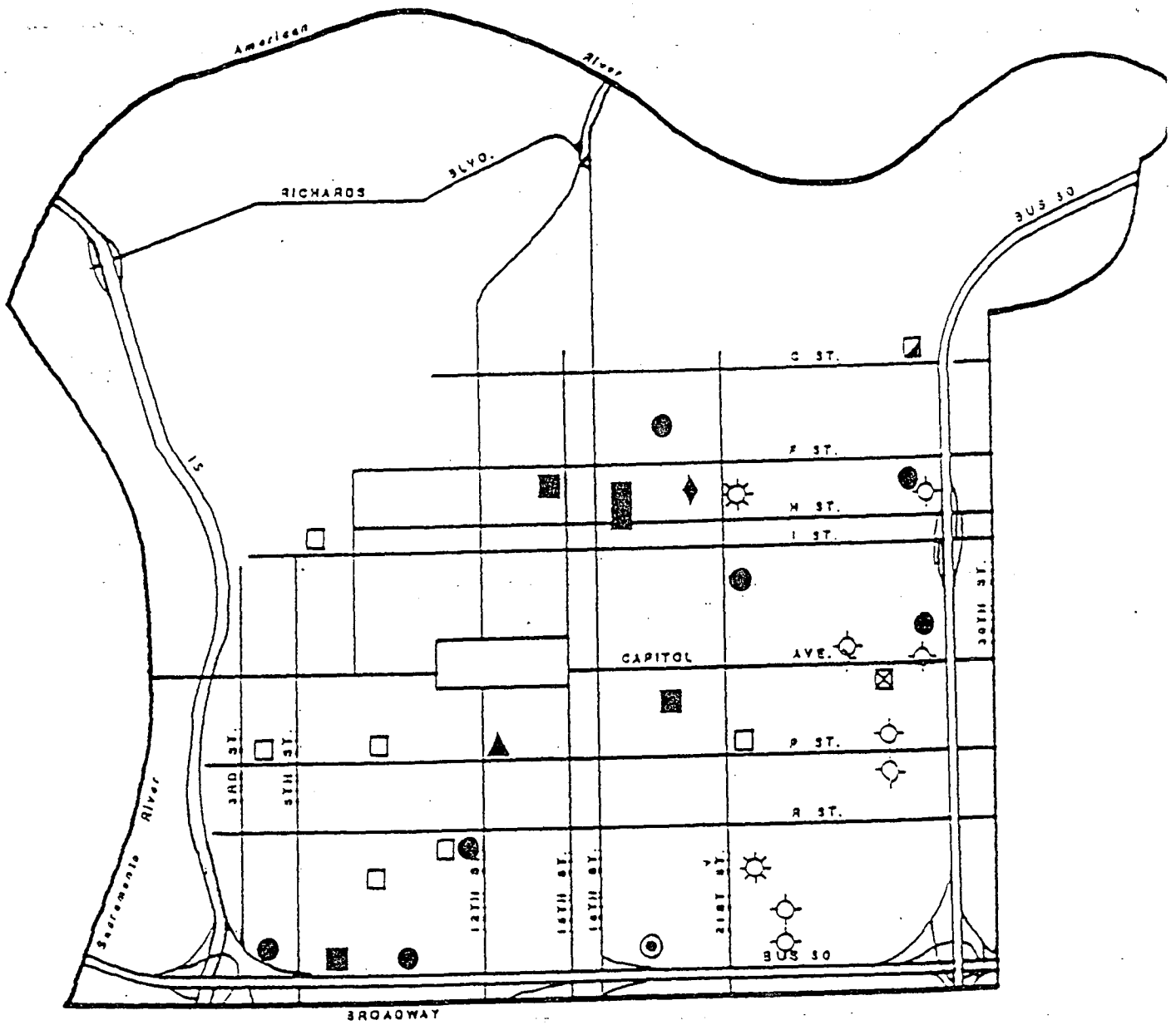
North Sacramento		
Facility Type	Number of Facilities	Licensed Capacity
Adult Residential	13	97
Day Care	6	338
Group Home	8	114
Residential Elderly	2	12
Small Family Home	2	6
Adult Day Care	1	50
Infant Center	0	0
School Age Day Care	2	169
Foster Family Agency	0	0
Adoption Agency	0	0
Family Day Care*	49	340
<b>Total</b>	<b>83</b>	<b>1,126</b>
*Due to confidentiality Family Day Care provider sites are not mapped.		

# 8. NORTH SACRAMENTO



Downtown		
Facility Type	Number of Facilities	Licensed Capacity
Adult Residential	5	80
Day Care	16	888
Group Home	2	19
Residential Elderly	7	173
Small Family Home	0	0
Adult Day Care	1	56
Infant Center	8	140
School Age Day Care	1	50
Foster Family Agency	1	N/A
Adoption Agency	0	0
Family Day Care*	4	28
<b>Total</b>	<b>45</b>	<b>1,434</b>
*Due to confidentiality Family Day Care provider sites are not mapped.		

# 13. DOWNTOWN

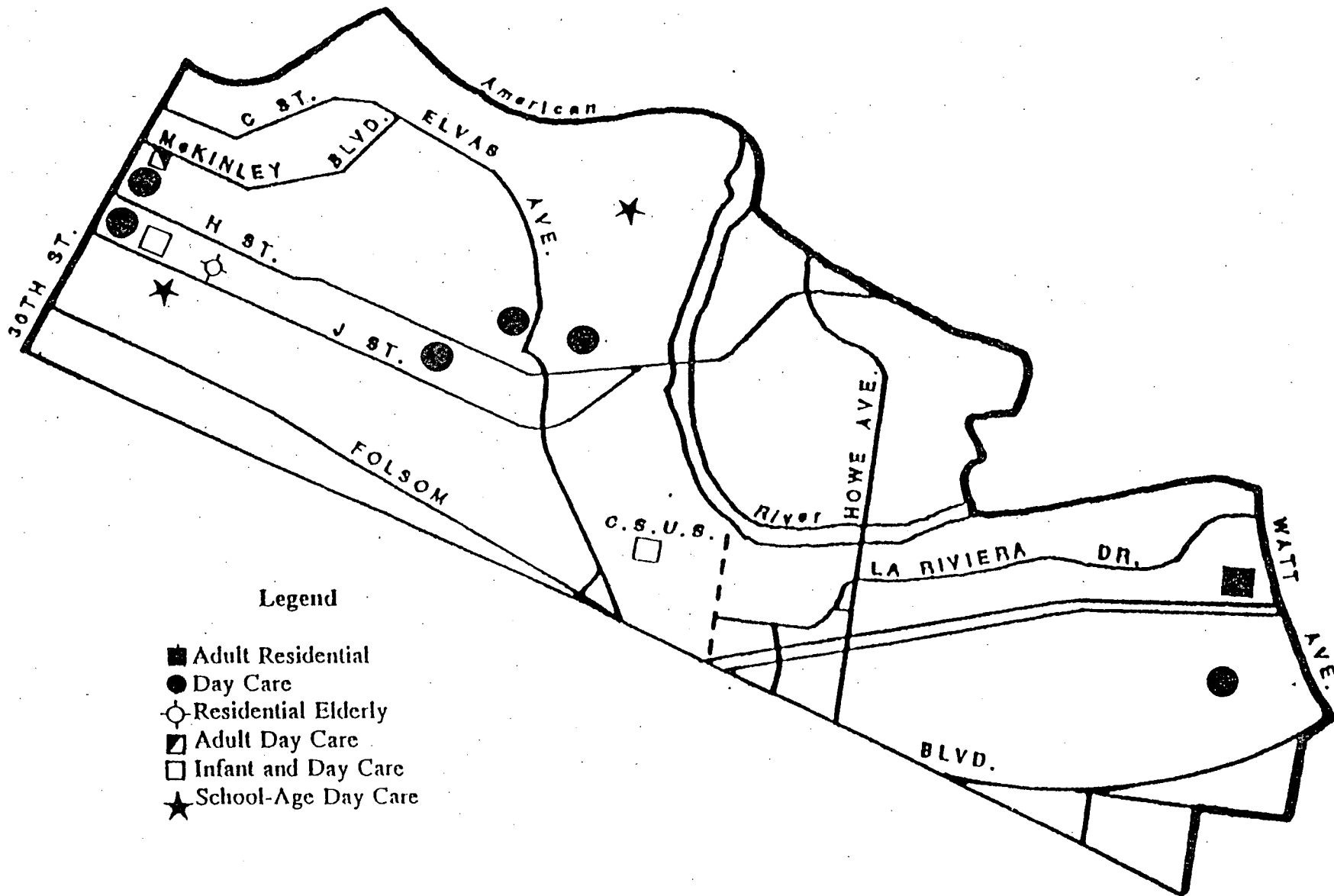


## Legend

- Adult Residential
- Day Care
- ☼ Group Home
- Residential Elderly
- ◆ Infant Center
- Day Care and Infant Center
- ▣ Adult Day Care
- ⊠ Foster Family Agency
- ◎ Infant-Day Care-School Age

East City		
Facility Type	Number of Facilities	Licensed Capacity
Adult Residential	1	6
Day Care	8	342
Group Home	0	0
Residential Elderly	1	189
Small Family Home	0	0
Adult Day Care	1	32
Infant Center	2	54
School Age Day Care	2	115
Foster Family Agency	0	0
Adoption Agency	0	0
Family Day Care*	30	226
Total	45	964
*Due to confidentiality Family Day Care provider sites are not mapped.		

# 15A. EAST CITY



## Legend

- Adult Residential
- Day Care
- ⊙ Residential Elderly
- ◼ Adult Day Care
- Infant and Day Care
- ★ School-Age Day Care

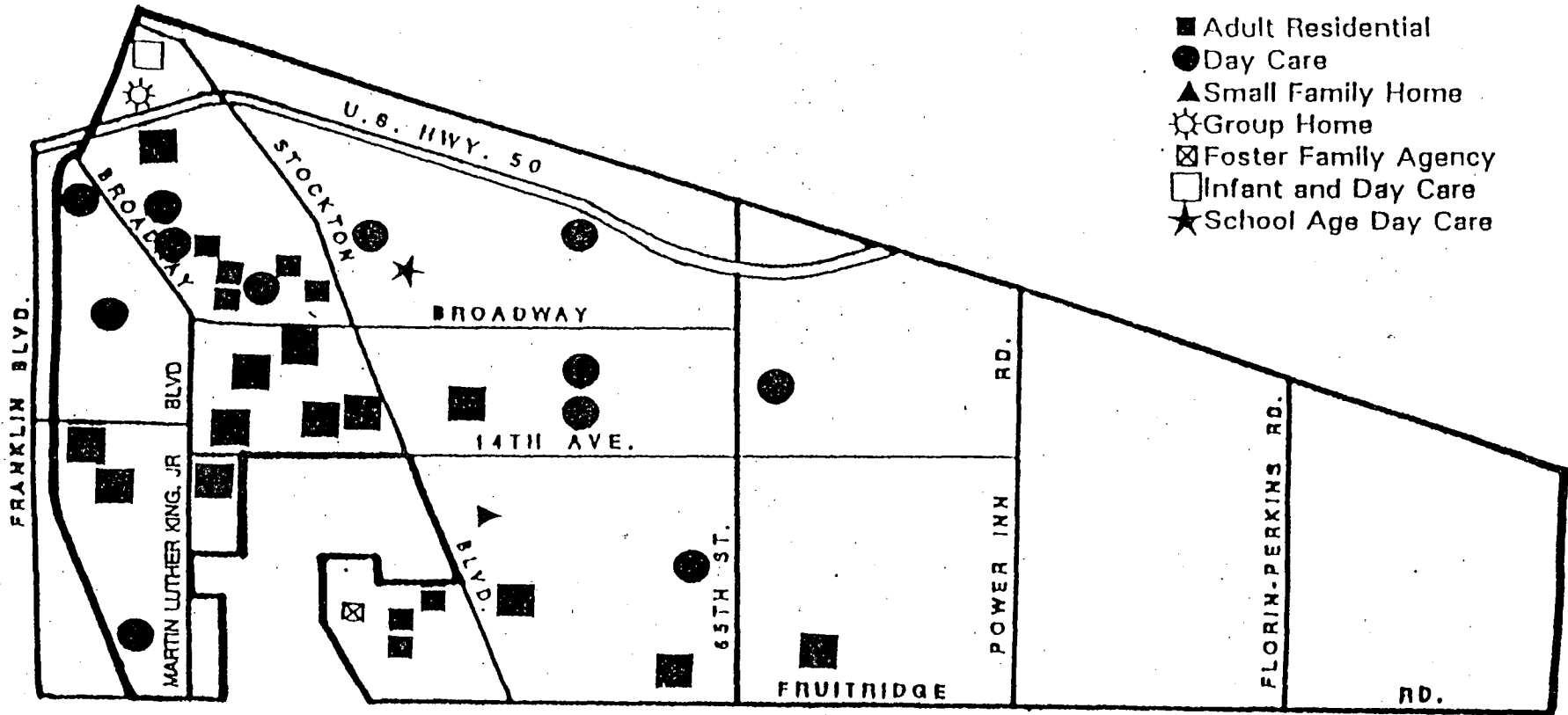
### East Broadway

Facility Type	Number of Facilities	Licensed Capacity
Adult Residential	21	193
Day Care	14	695
Group Home	1	6
Residential Elderly	0	0
Small Family Home	1	4
Adult Day Care	0	0
Infant Center	1	16
School Age Day Care	1	70
Foster Family Agency	1	N/A
Adoption Agency	0	0
Family Day Care*	44	300
<b>Total</b>	<b>84</b>	<b>1,284</b>
*Due to confidentiality Family Day Care provider sites are not mapped.		

# 15B. EAST BROADWAY

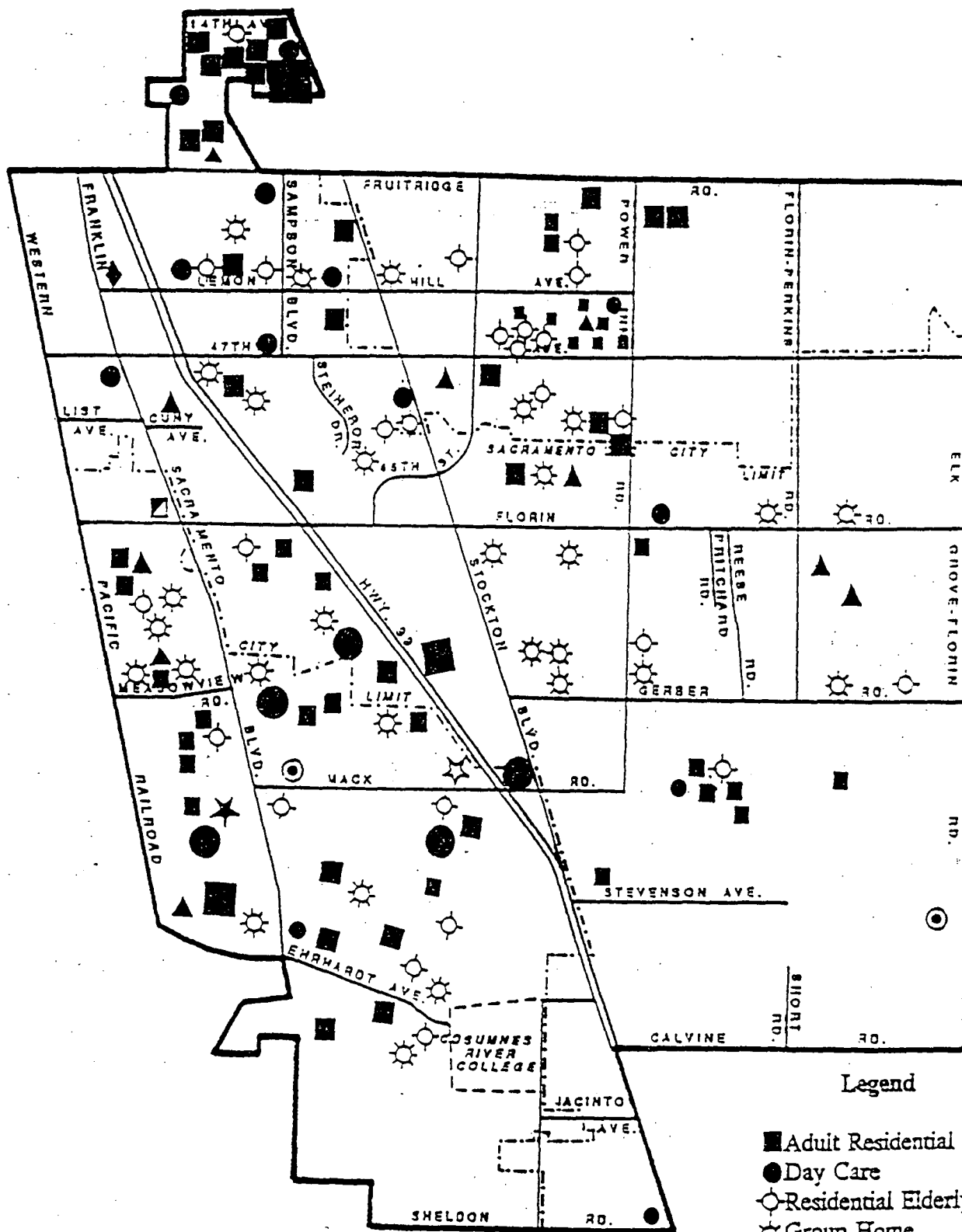
## Legend

- Adult Residential
- Day Care
- ▲ Small Family Home
- ☼ Group Home
- ☒ Foster Family Agency
- Infant and Day Care
- ★ School Age Day Care



South Sacramento		
Facility Type	Number of Facilities	Licensed Capacity
Adult Residential	67	411
Day Care	24	1,284
Group Home	29	191
Residential Elderly	29	285
Small Family Home	10	51
Adult Day Care	1	100
Infant Center	3	86
School Age Day Care	5	180
Foster Family Agency	0	0
Adoption Agency	0	0
Family Day Care*	223	1,559
<b>Total</b>	<b>391</b>	<b>4,147</b>
*Due to confidentiality Family Day Care provider sites are not mapped.		

# 16. SOUTH SACRAMENTO



## Legend

- Adult Residential
- Day Care
- Residential Elderly
- ☼ Group Home
- ◻ Adult Day Care
- ★ School-Age Day Care
- ◆ Infant Center
- ▲ Small Family Home
- ⊙ Infant-Day Care-School-Age
- ☆ Day Care-School-Age

## 1990 SACRAMENTO COUNTY CHILD CARE SURVEY

CHILD ACTION, INC.

## EXECUTIVE SUMMARY

There are 1,474 active, licensed child care facilities listed in Child Action's Referral Files.

The number of Sacramento children enrolled in child care has increased by 3,225 since 1989. There are now 24,468 children enrolled in child care in Sacramento County.

Child care services for preschool age children (3-5 years) are readily available in most parts of Sacramento County. Fifty-four percent of child care is designated for preschool age children. Twelve percent of care is designated for infant and toddler care and thirty three percent for school age care.

Licensed care for infants, toddlers and school-age children is more difficult to find. In 1989 there were eighteen requests for infant/toddler care for every opening identified and five requests for every school-age opening.

Communities that have an undersupply of child care services for infant/toddler and school-age child care are: Foothill Farms, Galt, Arden Oaks, Downtown, and North Natomas.

Average weekly rates for full-time child care have increased approximately 5% per year since 1986.

# 1990 SUPPLY SURVEY RESULTS FOR SACRAMENTO COUNTY

It appears that the overall capacity of child care services has not increased since 1989. Sacramento County has the capacity to serve 28,583 children in need of full-time child care services. This represents only a slight increase over the 1989 capacity to serve 28,103 children. However, the number of children in child care has increased dramatically. There are 24,468 children enrolled in full-time licensed child care in Sacramento County, an increase of almost 3,000 children in one year.

CHILDREN ENROLLED IN FULL-TIME CHILD CARE				
Year	0-2 Years	3-5 Years	+6 Years	All Ages
1986	2,012	9,624	5,540	17,176
1989	2,741	12,678	6,080	21,468
1990	2,946	13,267	8,255	24,468

The increase in the number of children enrolled in care has reduced the overall availability of child care services. There are presently 4,115 openings for children needing full-time child care. This represents a vacancy rate of 14%, which is eight percent lower than the 1989 figure of 22%. Vacancy rates are determined by comparing the number of openings in a certain community with the maximum capacity (number of children enrolled plus number of openings). Child Care Centers continue serve more children, 21% more in 1990 than in 1989. Family day care remains stable caring for the same number of children as last year.

CHILD CARE VACANCY RATE			CHILD CARE ENROLLMENT				
	1989	1990	Difference	1986	1989	1990	
Number of Openings	6295	4415	2,180 fewer				
Vacancy Rate	22%	14%	8% less				
				Family Day Care Home	6,157	6,799	6,818
				Child Care Centers	11,176	14,700	17,906

## WHAT IS THE COST OF CHILD CARE IN SACRAMENTO?

It is estimated that Sacramento families will spend \$95 million dollars on child care services in 1990. What does the average family spend on child care in Sacramento?

ANNUAL COST OF CHILD CARE IN SACRAMENTO COUNTY FOR FULL TIME CHILD CARE			
	Lowest Rate	Highest Rate	Average Rate
<b>Children 0-2 Years</b>			
Family Day Care Home	\$2,340	\$6,500	\$3,894
Child Care Center	2,600	7,020	5,423
<b>Children Over Two Years</b>			
Family Day Care Home	1,920	5,980	3,680
Child Care Center	1,820	5,820	3,661

There has been about a 5% percent increase in the cost of child care in the last year, representing about \$200.00 dollars more that parents are paying each year for the care of their children.

COMPARISON OF 1989 AND 1990 AVERAGE ANNUAL RATES FOR FULL TIME CHILD CARE			
	1989	1990	Difference
<b>Children 0-2 Years</b>			
Family Day Care Home	\$3,698	\$3,894	+ 5%
Child Care Center	5,181	5,423	+ 4.6%
<b>Children Over Two Years</b>			
Family Day Care Home	3,456	3,680	+ 6%
Child Care Center	3,423	3,661	+ 7%

# 1990 SACRAMENTO COUNTY CHILD CARE SURVEY

## CHILD ACTION, INC.

An annual child care supply survey was conducted by Child Action, Inc. to provide the Sacramento County Department of Social Services with current information on the availability and cost of licensed child care services. This Child Care Survey was conducted in March and April of 1990 and is an update to the initial GAIN Child Care Survey conducted in the fall of 1986 and Spring 1990.

### Methodology and Overview

This survey contacted all licensed child care facilities in Child Action's Referral System. Child Action Inc. developed and distributed the survey, designed to be completed by the provider and returned by mail. The agency also conducted an intensive telephone FOLLOW-UP to assure that all providers listed in Child Action's 1989 Referrals were contacted.

### I. CHILD CARE CAPACITY

There are two terms that this report uses to describe the capacity to care for children in Sacramento County:

**LICENSED CAPACITY** is the number of children that can occupy a center or home at any one time. This is determined by square footage in child care centers. It does not reflect the actual number of children that may be served by a child care home or center in a variety of schedules.

**MAXIMUM CAPACITY** is determined by combining the number of children enrolled in care with the number of openings identified by the child care provider. This figure is different from licensed capacity in that it represents the number of children actually able to be cared for.

Since the licensed capacity does not break out spaces by age groups, we use maximum capacity to assess the level of availability for the three age groups: Infant-toddler (0-2 years), Preschool (3-5 years), and School-age (6 and older).

## II. LICENSED CAPACITY OF CHILD CARE SERVICES

There are a total of 1474 child care facilities operating in Sacramento County with a licensed capacity to serve 26,424 children, ages birth to twelve years of age. There are 1,203 Family Day Care Homes with a licensed capacity of 8,740 children and 271 child care centers licensed for 17,684 children.

Table I summarizes the distribution of completed surveys by provider type in Sacramento County. Data listed includes the number of facilities (FAC) and the licensed capacity of those facilities (CAP).

TABLE I CHILD CARE FACILITIES AND LICENSED CAPACITY

	FACILITIES	LICENSED CAPACITY
Family Day Care Home	1,203	8,740
Child Care Centers	258	17,290
Exempt School-Age Programs	13	394
Total	1,474	26,424

### III. MAXIMUM CAPACITY

There is a maximum capacity to care for 28,583 children of all ages in Sacramento County. This reflects 24,468 children enrolled in child care homes and centers at the time of the survey and identified openings for another 4,116 children.

Table II shows the licensed and maximum capacity to serve children from birth to twelve years of age and the number of openings in existing child care centers. The relationship between the maximum capacity and openings gives us a picture of the community's ability to serve children which we are calling a vacancy rate. The standard vacancy rate for all ages of care (0-12 years) in Sacramento County is 14% or for every 5 children enrolled in care there is one opening

Of the six community areas, three (Noted by \*) have a lower than average vacancy rate:

Sacramento County Average Vacancy Rate		14%
Area 1	North Sacramento	17%
Area 2	East Area	15%
* Area 3	Folsom Cordova	11%
* Area 4	Rural/Delta	11%
Area 5	South Sacramento	18%
* Area 6	Downtown	10%

Zipcode areas of Elverta (95626), Foothill Farms (95841), Folsom (95630), Bradshaw (95827), Wilton (95693), Laguna (95758), Mid-Town (95819), Downtown (95814 and 95816) and Greenhaven (95831), have vacancy rates of 10% and less.

### IV. CHILD CARE AVAILABILITY BY AGE GROUP OF CHILDREN

While the overall vacancy rate indicates adequate child care services are available in most parts of the county, the availability to serve all ages of children is limited. Fifty-four percent of the current child care services are designed to care for children of preschool age, while only twelve percent are capable of serving children under the age of two and thirty three percent can care for school age children.

#### DISTRIBUTION OF CHILD CARE SERVICES BY AGE GROUP

<u>Age</u>	<u>Maximum Capacity</u>	<u>Percentage of Supply</u>
0-2	3,570	12%
3-5	15,552	54%
6-12	9,461	33%
ALL AGES	28,583	99%

IV. Continued

Some Community Areas(\*) have less ability to serve specific age groups.

PERCENTAGE OF MAXIMUM CAPACITY FOR AGE GROUPS

Area		0-2	3-5	6-12
County		12%	54%	33%
1990:				
1	North Sacramento	17%	55%	30%*
2	East Area	10%*	57%	31%
3	Folsom Cordova	10%*	51%*	39%
4	Rural/Delta	10%*	53%	31%
5	South Sacramento	15%	49%*	37%
6	Downtown	14%	61%	21%*

Comparison between 1989 and 1990 maximum capacity by age groups:

1989:				
County		14%	58%	30%
1	North Sacramento	17%	59%	31%
2	East Area	11%	58%	24%
3	Folsom Cordova	14%	61%	24%
4	Rural/Delta	12%	57%	35%
5	South Sacramento	17%	52%	39%
6	Downtown	14%	58%	30%

V. CHILD CARE AVAILABILITY BY ZIPCODE AREA

When assessing the need for care for specific age children Tables III through V show the maximum community capacity to serve specified ages of children. The Tables are divided into three age groups: Infant/Toddler (0-2), Preschool (3-5) and School-Age (6-12). There are six columns which detail the following information for individual Zipcode areas with six major community areas:

There are six columns which detail the following information for individual Zipcode areas with six major community areas:

- Column 1: Maximum Capacity All Ages: The total number of children ages birth to twelve years who are enrolled in care added to the total number of openings available for children birth to twelve years.
- Column 2: Number of Facilities: The number of homes and centers indicating services are available for the age group.
- Column 3: Number of Children: The number of children in the age group currently enrolled in child care.
- Column 4: Number of Openings: The number of openings for the age group identified by the provider.
- Column 5: Maximum Capacity for Age Group: Number of children of certain age group enrolled in care plus the number of openings for the age group.
- Column 6: Percentage of Care for Age Group: The maximum capacity to serve an age group is divided by the maximum capacity to serve all ages of children. The figure shows the percentage of child care available per age group.

V. CHILD CARE AVAILABILITY BY ZIPCODE Continued

1. Infant/Toddler Capacity:

Table III indicates that the percentage of services for infants and toddlers ranges from 10% to 17% of all child care services and the county average is 12%. The East Area Folsom/Cordova Areas, and Elk Grove/Laguna Areas (10%) has a less than average ability to care for children under the age of two years. The following Zipcode areas have a limited supply of infant/toddler services (Less than ten percent ability to serve children under two years):

Galt	95632	4%	Elk Grove	95624	8%
Folsom	95630	5%	North Natomas	95834	8%
Arden Oaks	95864	7%	Rio Linda	95673	9%
Downtown	95816	7%	Land Park	95822	9%
Oak Park	95817	7%	Orangevale	95662	9%
Foothill Farms	95841	7%	Downtown	95818	9%
Fair Oaks	95628	8%			

2. Preschool Capacity:

Fifty four percent of the child care in Sacramento County is for preschool age children. Table IV indicates that all six communities have equal ability to serve preschool age children, ranging from 49% to 61% of services available for this age group. Specific Zipcode areas that may need to develop additional preschool age services are Del Paso(40%), North Sacramento (47%), South Natmos (47%), Rancho Cordova (42%) Rosemont (39%), Wilton (38%), Land Park (44%) and Greenhaven(42%).

3. School-age Capacity:

Thirty three percent of the county child care supply serves school age children. Table V identifies two community areas, North Sacramento (30%) and Downtown Area (21%) that have less than average amount of services available for school age children. Specific Zipcode areas that appear to need school age care are:

Central City	95814	3%
Downtown	95816	13%
Vineyard	95829	14%
Meadowview	95832	16%
Bradshaw	95827	16%
Midtown	95819	16%
Wilton	95693	19%

VI. TIME AND SERVICE AVAILABILITY OF CHILD CARE SERVICES

All providers were surveyed as to the time of day they provide child care services and the extent to which they provide specialized services. The following chart summarizes the numbers of Family Day Care Homes and Child Care Centers that provide child care on a full time, part-time, before and after school, night or evening, and weekend basis. Also listed are the numbers of providers who will provide care for special needs children and those that provide bi-lingual services. The majority of bi-lingual providers speak Spanish. Other languages include: Portuguese, Farsi, Vietnamese, German, Chinese, French, Hmong, Italian, Japanese, Polish, Arabic, and Sign Language.

CHILD CARE SUPPLY SURVEY  
TABLE VI

TIME AND SERVICE AVAILABILITY OF CHILD CARE SERVICES

Type of Provider	Full Time	Part Time	Bef/Aft School	Night Evening	Week Ends	Special Needs	Bi-Lingual
FAMILY DAY CARE HOME	1126	868	688	204	145	280	127
CHILD CARE CENTER	235	209	194	5	4	102	56
EXEMPT SCHOOL AGE PROGRAM	5	3	10	0	0	10	4
TOTAL FOR COUNTY:	1366	1080	892	209	149	392	187

## VII. SUPPLY AND DEMAND

Child Action received requests for child care referrals for 21,650 children, birth to twelve years of age, during 1989. Using the data collected on these children we can assess the current child care supply in terms of its ability to meet this representative demand in Sacramento County.

The most striking statistic gathered from the comparison of annual demand and child care availability is the discrepancy between demand for infant/toddler care and the availability of licensed care for children under two.

- o Fifty one percent requests in 1989 were for children under the age of two years. Only 12% of all child care can serve children under the age of two. Clearly licensed and regulated child care is not readily available to families with children under two years of age in Sacramento County.
- o Fifty-four percent of the services were geared to pre-school age children, while requests for preschool care made up only 21% of all calls.
- o 27 percent requests in 1989 were for school age children, the county wide capacity is 33%

The table below shows the relationship between supply and demand for child care in Sacramento County:

Supply and Demand Comparison

Age of Child	Number of Referrals	Percent of Referrals	Percent of Supply	Number Openings	Opening : Request
	1989				
0-2	11,106	51%	12%	624	1:18
3-5	4,692	21%	54%	2,285	1:2
6-12	5,524	27%	33%	1,206	1:5

When comparing the percentages of referrals and supply in each age group, school-age services are the most aligned. However when comparing request to openings, the situation worsens. For every available opening in school age care in 1989 there were 5 requests. Infant care is even more dramatic with 18 requests for every available opening. Preschool services are most closely aligned to demand with 2 requests for every opening.

VIII. CHILD CARE COSTS

Providers were asked to identify full time rates charged for more than 35 hours of care per week and part time rates for services less than 35 hours a week. Providers charge in a variety of modules: hourly, daily, weekly and monthly. All full time rates were converted to annual rates per child, per age group using 10 hour day as standard. Part-time rates were collected on an hourly basis.

Table VII CHILD CARE RATES

Age of child	FULL TIME CHILD CARE			
	Annual	Monthly	Weekly	Daily
<u>Family Day Care Home</u>				
Infant/Toddler Care (0-2)	\$ 3,849	\$ 320.75	\$ 74.01	\$ 14.80
Full time over 2 yrs care	\$ 3,680	\$ 306.66	\$ 70.76	\$ 14.15
<u>Child Care Center</u>				
Infant/Toddler Care (0-2)	\$ 5,423	\$ 451.91	\$ 104.28	\$ 20.85
Full time over 2 yrs care	\$ 3,423	\$ 305.08	\$ 70.40	\$ 14.08
PART TIME CHILD CARE				
Family Day Care Home	Average Hourly Rates		\$2.35	
Child Care Center	Average Hourly Rates		\$2.97	

COMPARISON OF 1986 AND 1989 CHILD CARE RATES  
AVERAGE WEEKLY RATES FOR FULL TIME CARE

	1986	1989	1990
<u>Family Day Care Home</u>			
Infant/Toddler Care (0-2)	\$ 61.61	\$ 71.12	\$ 74.01
Full time over 2 yrs care	\$ 57.88	\$ 66.46	\$ 70.76
<u>Child Care Center</u>			
Infant/Toddler Care (0-2)	\$ 87.86	\$ 99.63	\$ 104.28
Full time over 2 yrs care	\$ 55.45	\$ 65.88	\$ 70.40

Tables IX and X list rate information for full-time and part time child care by zipcode areas. Rate information includes the high, low and average rates charged by family day care home and child care center providers.

APPENDIX

1990 SACRAMENTO COUNTY CHILD CARE SURVEY

STATISTICAL TABLES

Table I: Summary of Facilities and  
Licensed Capacity

Table II: Licensed Capacity All Ages

Table III: Maximum Capacity-Infant Toddler

Table IV: Maximum Capacity-Preschool

Table V: Maximum Capacity-School Age

Table VIII: Full Time Child Care Rates

Table IX: Part Time Child Care Rates

SACRAMENTO CHILD CARE SUPPLY SURVEY

March, 1990

Child Action, Inc

-----  
 TYPE OF PROVIDER: 1 FAMILY DAY CARE HOME

COMMUNITY AREA 1 NORTH SACRAMENTO

		<u># Facilities</u>	<u>Licensed Capacity</u>
95626	ELVERTA	14	120
95660	NORTH HIGHLANDS	66	480
95673	RIO LINDA	9	66
95815	NORTH SACRAMENTO	16	106
95833	SOUTH NATOMAS	57	414
95834	NORTH NATOMAS	9	72
95835	NORTH NATOMAS	1	6
95838	DEL PASO HEIGHTS	31	222
95842	FOOTHILL FARMS	69	480

Total Facilities for Community Area 272 1966

COMMUNITY AREA 2 EAST SACRAMENTO

		<u># Facilities</u>	<u>Licensed Capacity</u>
95608	CARMICHAEL	50	402
95610	CITRUS HEIGHTS	40	306
95621	CITRUS HEIGHTS	60	414
95628	FAIR OAKS	43	300
95821	COUNTRY CLUB	46	372
95825	ARDEN ARCADE	24	198
95841	FOOTHILL FARMS	23	180
95864	ARDEN OAKS	24	167

Total Facilities for Community Area 310 2339

COMMUNITY AREA 3 FOLSOM/CORDOVA AREA

		<u># Facilities</u>	<u>Licensed Capacity</u>
95630	FOLSOM	15	90
95655	MATHER AFB	1	6
95662	ORANGEVALE	38	258
95670	RANCHO CORDOVA	47	354
95826	ROSEMONT	64	484
95827	BRADSHAW	28	204
95829	VINEYARD	5	42

Total Facilities for Community Area 198 1438

COMMUNITY AREA 4 ELKGROVE/DELTA/RURAL

		<u># Facilities</u>	<u>Licensed Capacity</u>
95624	ELK GROVE	24	156
95632	GALT	2	12
95693	WILTON	3	18
95758	LAGUNA	15	96

Total Facilities for Community Area 44 282

SACRAMENTO CHILD CARE SUPPLY SURVEY

March, 1990

Child Action, Inc

COMMUNITY AREA 5 SOUTH SACRAMENTO

		<u># Facilities</u>	<u>Licensed Capacity</u>
95820	TAHOE PARK	39	270
95822	LAND PARK	58	432
95823	FLORIN WEST	93	647
95824	FRUITRIDGE	28	216
95828	FLORIN WEST	25	576
95831	GREENHAVEN	35	288
95832	MEADOWVIEW	5	42

Total Facilities for Community Area 343 2471

COMMUNITY AREA 6 DOWNTOWN AREA

		<u># Facilities</u>	<u>Licensed Capacity</u>
95814	DOWNTOWN	1	6
95816	DOWNTOWN	6	46
95817	OAK PARK	11	66
95818	CURTIS PARK	10	78
95819	MID-TOWN	8	48

Total Facilities for Community Area 36 244

Total Facilities for Provider Type 1203 8740

SACRAMENTO CHILD CARE SUPPLY SURVEY

March, 1990

Child Action, Inc

TYPE OF PROVIDER: 2 CHILD CARE CENTER

COMMUNITY AREA 1 NORTH SACRAMENTO

		<u># Facilities</u>	<u>Licensed Capacity</u>
95660	NORTH HIGHLANDS	9	351
95673	RIO LINDA	2	193
95815	NORTH SACRAMENTO	2	136
95833	SOUTH NATOMAS	5	420
95834	NORTH NATOMAS	3	123
95838	DEL PASO HEIGHTS	3	102
95842	FOOTHILL FARMS	3	278
Total Facilities for Community Area		27	1513

COMMUNITY AREA 2 EAST SACRAMENTO

		<u># Facilities</u>	<u>Licensed Capacity</u>
95608	CARMICHAEL	19	1194
95610	CITRUS HEIGHTS	21	1475
95621	CITRUS HEIGHTS	4	421
95628	FAIR OAKS	15	866
95821	COUNTRY CLUB	12	805
95825	ARDEN ARCADE	5	353
95841	FOOTHILL FARMS	7	464
95864	ARDEN OAKS	5	406
Total Facilities for Community Area		88	5984

COMMUNITY AREA 3 FOLSOM/CORDOVA AREA

		<u># Facilities</u>	<u>Licensed Capacity</u>
95630	FOLSOM	7	548
95655	MATHER AFB+	1	226
95662	ORANGEVALE	11	523
95670	RANCHO CORDOVA	14	1224
95826	ROSEMONT	6	318
95827	BRADSHAW	5	486
Total Facilities for Community Area		44	3325

COMMUNITY AREA 4 ELKGROVE/DELTA/RURAL

		<u># Facilities</u>	<u>Licensed Capacity</u>
95615	ELKGROVE/DELTA/RURAL AREA	1	24
95624	ELK GROVE	8	564
95632	GALT	2	100
95758	LAGUNA	2	105
Total Facilities for Community Area		13	793

COMMUNITY AREA 5 SOUTH SACRAMENTO

# Facilities      Licensed Capacity

SACRAMENTO CHILD CARE SUPPLY SURVEY

March, 1990

Child Action, Inc.

95820	TAHOE PARK	3	177
95822	LAND PARK	19	1171
95823	FLORIN WEST	9	517
95824	FRUITRIDGE	3	292
95828	FLORIN WEST	6	603
95831	GREENHAVEN	6	558
95832	MEADOWVIEW	1	80

Total Facilities for Community Area 47 3398

COMMUNITY AREA 6 DOWNTOWN AREA

		# Facilities	Licensed Capacity
95814	DOWNTOWN	8	564
95816	DOWNTOWN	8	361
95817	OAK PARK	9	401
95818	CURTIS PARK	11	712
95819	MID TOWN	3	239

Total Facilities for Community Area 39 2277

Total Facilities for Provider Type 258 17290

SACRAMENTO CHILD CARE SUPPLY SURVEY

March, 1990

Child Action, Inc

TYPE OF PROVIDER: 3 EXEMPT SCHOOL-AGE PROGRAM

COMMUNITY AREA 2 EAST SACRAMENTO

		<u># Facilities</u>	<u>Licensed Capacity</u>
95608	CARMICHAEL	1	28
95610	CITRUS HEIGHTS	1	44
95621	CITRUS HEIGHTS	2	56
Total Facilities for Community Area		4	128

COMMUNITY AREA 3 FOLSOM/CORDOVA AREA

		<u># Facilities</u>	<u>Licensed Capacity</u>
95670	RANCHO CORDOVA	2	35
Total Facilities for Community Area		2	35

COMMUNITY AREA 5 SOUTH SACRAMENTO

		<u># Facilities</u>	<u>Licensed Capacity</u>
95822	LAND PARK	2	48
95823	FLORIN WEST	1	40
95831	GREENHAVEN	2	50
Total Facilities for Community Area		5	138

COMMUNITY AREA 6 DOWNTOWN AREA

		<u># Facilities</u>	<u>Licensed Capacity</u>
95816	DOWNTOWN	1	0
95817	OAK PARK	1	93
Total Facilities for Community Area		2	93

Total Facilities for Provider Type 13 394

TOTAL FOR COUNTY: 1474 26424

## CHILD CARE SUPPLY SURVEY

March, 1990

Child Action, Inc

TABLE II

## LICENSED CAPACITY OF FULL TIME CHILD CARE SERVICES

	# Facilities	Licensed Capacity	#Children Enrolled	Maximum # Openings	Maximum # Capacity	% Openings
COMMUNITY AREA 1						
95626 ELVERTA	14	120	106	6	112	5%
95660 NORTH HIGHLANDS	75	831	695	207	902	23%
95673 RIO LINDA	11	169	128	51	179	28%
95815 NORTH SACRAMENTO	18	242	246	35	281	12%
95833 SOUTH NATOMAS	62	834	706	92	798	12%
95834 NORTH NATOMAS	12	195	182	30	212	14%
95835 NORTH NATOMAS	1	6	6	0	6	0%
95838 DEL PASO HEIGHTS	34	324	233	76	309	25%
95842 FOOTHILL FARMS	72	758	726	135	861	16%
Total for Community Area	299	3479	3028	632	3660	17%
COMMUNITY AREA 2						
95608 CARMICHAEL	70	1624	1588	260	1846	14%
95610 CITRUS HEIGHTS	62	1825	1536	363	1899	19%
95621 CITRUS HEIGHTS	66	891	709	164	873	19%
95628 FAIR OAKS	58	1166	1172	203	1375	15%
95821 COUNTRY CLUB	58	1177	1050	170	1220	14%
95825 ARDEN ARCADE	29	551	449	73	522	14%
95841 FOOTHILL FARMS	30	644	652	61	713	9%
95864 ARDEN OAKS	29	573	519	77	596	13%
Total for Community Area	402	8451	7675	1371	9046	15%
COMMUNITY AREA 3						
95630 FOLSOM	22	638	713	33	746	4%
95655 MATHER AFB+	2	232	237	2	259	1%
95662 ORANGEVALE	49	781	728	121	849	14%
95670 RANCHO CORDOVA	63	1613	1856	248	2104	12%
95826 ROSEMONT	70	802	721	152	873	17%
95827 BRADSHAW	33	690	671	33	704	5%
95829 VINEYARD	5	42	34	8	42	19%
Total for Community Area	244	4798	4960	597	5557	11%
COMMUNITY AREA 4						
95615 ELKGROVE/DELTA/RURAL AREA	1	24	24	0	24	0%

## CHILD CARE SUPPLY SURVEY

March, 1990

Child Action, Inc

TABLE II

## LICENSED CAPACITY OF FULL TIME CHILD CARE SERVICES

	# Facilities	Licensed Capacity	#Children Enrolled	Maximum # Openings	Maximum # Capacity	% Openings
95624 ELK GROVE	32	720	736	87	823	11%
95632 GALT	4	112	92	28	120	23%
95693 WILTON	3	18	14	1	15	7%
95758 LAGUNA	17	201	163	12	175	7%
Total for Community Area	57	1075	1029	128	1157	11%
COMMUNITY AREA 5						
95820 TAHOE PARK	42	447	347	122	469	26%
95822 LAND PARK	79	1651	1455	321	1776	18%
95823 FLORIN WEST	103	1204	949	298	1247	24%
95824 FRUITRIDGE	31	508	450	67	517	13%
95828 FLORIN WEST	91	1179	934	198	1132	17%
95831 GREENHAVEN	43	896	923	73	996	7%
95832 MEADOWVIEW	6	122	99	23	122	19%
Total for Community Area	395	6007	5157	1102	6259	18%
COMMUNITY AREA 6						
95814 DOWNTOWN	9	570	508	41	549	7%
95816 DOWNTOWN	15	407	440	38	478	8%
95817 OAK PARK	21	560	536	69	605	11%
95818 CURTIS PARK	21	790	673	112	785	14%
95819 MID TOWN	11	287	462	25	487	5%
Total for Community Area	77	2614	2619	285	2904	10%
TOTAL FOR COUNTY:	1474	26424	24468	4115	28583	14%

## SACRAMENTO CHILD CARE SUPPLY SURVEY

March, 1990

Child Action, Inc.

TABLE III: MAXIMUM CAPACITY FOR INFANT/TODDLER CARE

AVAILABILITY OF CHILD CARE SERVICES: INFANT/TODDLER

	Maximum Capacity All Ages	# Facilities Serving 0-2 (0-2)	#Children Enrolled (0-2)	Number of Openings (0-2)	Maximum Capacity (0-2)	Percent Maximum Capacity (0-2)
COMMUNITY AREA 1 NORTH SACRAMENTO						
95626 BLVERTA	112	12	23	2	25	22%
95660 NORTH HIGHLANDS	902	62	116	45	161	18%
95673 RIO LINDA	179	9	11	5	16	9%
95815 NORTH SACRAMENTO	281	13	22	10	32	11%
95833 SOUTH NATOMAS	798	49	101	13	114	14%
95834 NORTH NATOMAS	212	7	15	1	16	8%
95835 NORTH NATOMAS	6	1	3	0	3	50%
95838 DEL PASO HEIGHTS	309	30	67	16	83	27%
95842 FOOTHILL FARMS	861	63	118	34	152	18%
Total for Community Area	3660	246	476	126	602	16%
COMMUNITY AREA 2 EAST SACRAMENTO						
95608 CARMICHAEL	1848	46	157	21	178	10%
95610 CITEUS HEIGHTS	1899	38	157	25	182	10%
95621 CITRUS HEIGHTS	873	52	123	41	164	19%
95628 FAIR OAKS	1375	40	94	23	117	9%
95821 COUNTRY CLUB	1220	41	120	22	142	12%
95825 ARDEN ARCADE	522	23	64	12	75	15%
95841 FOOTHILL FARMS	713	20	44	5	49	7%
95864 ARDEN OAKS	596	20	29	13	42	7%
Total for Community Area	9046	280	788	162	950	11%
COMMUNITY AREA 3 FOLSOM/CORDOVA AREA						
95630 FOLSOM	746	15	32	8	40	5%
95655 MATHER AFB+	239	1	25	0	25	10%
95662 ORANGEVALE	849	30	49	27	76	9%
95670 RANCHO CORDOVA	2104	44	183	42	225	11%
95826 ROSEMONT	873	56	103	17	120	14%
95827 BRADSHAW	704	24	61	8	69	10%
95829 VINEYARD	42	4	10	0	10	24%
Total for Community Area	5557	174	463	102	565	10%
COMMUNITY AREA 4 BLKGROVE/DELTA/EURAL						
95615 BLKGROVE/DELTA/EURAL AREA	24	0	4	0	4	17%
95624 BLK GROVE	823	24	52	16	68	8%
95632 GALT	120	2	5	0	5	4%
95693 WILTON	15	2	5	1	6	40%

SACRAMENTO CHILD CARE SUPPLY SURVEY

March, 1990

Child Action, Inc

TABLE III: MAXIMUM CAPACITY FOR INFANT/TODDLER CARE  
 AVAILABILITY OF CHILD CARE SERVICES: INFANT/TODDLER

	Maximum Capacity All Ages	# Facilities Serving 0-2 (0-2)	#Children Enrolled (0-2)	Number of Openings (0-2)	Maximum Capacity (0-2)	Percent Maximum Capacity (0-2)
95758-LAGUNA	175	14	41	1	42	24%
Total for Community Area	1157	42	107	16	125	11%
COMMUNITY AREA 5 SOUTH SACRAMENTO						
95820 TAHOE PARK	469	33	50	15	65	14%
95822 LAND PARK	1776	58	130	29	159	9%
95823 FLORIN WEST	1247	87	178	56	234	19%
95824 FRUITRIDGE	517	28	62	15	77	15%
95828 FLORIN WEST	1132	73	189	40	229	20%
95831 GREENHAVEN	996	32	89	24	113	11%
95832 MEADOWVIEW	122	5	25	4	29	24%
Total for Community Area	6259	316	723	183	906	14%
COMMUNITY AREA 6 DOWNTOWN AREA						
95814 DOWNTOWN	549	8	149	4	153	28%
95816 DOWNTOWN	478	6	24	14	38	8%
95817 GAR PARK	605	10	35	7	42	7%
95818 CURTIS PARK	785	12	77	5	82	10%
95819 MID TOWN	487	9	104	3	107	22%
Total for Community Area	2904	45	389	33	422	15%
TOTAL FOR COUNTY:	28583	1103	2946	624	3570	12%

CHILD CARE SUPPLY SURVEY  
 March, 1990  
 Child Action, Inc  
 TABLE IV: MAXIMUM CAPACITY OF PRESCHOOL CARE

	Maximum Capacity All Ages	# Facilities Serving (3-5)	# Children Enrolled (3-5)	Number of Openings (3-5)	Maximum Capacity (3-5)	Percent Maximum Capacity (3-5)
COMMUNITY AREA 1 NORTH SACRAMENTO						
95626 BLVERTA	112	14	53	3	62	55%
95660 NORTH HIGHLANDS	902	71	338	120	508	56%
95673 RIO LINDA	179	11	68	46	114	64%
95815 NORTH SACRAMENTO	281	15	111	20	131	47%
95833 SOUTH NATOMAS	798	55	333	42	375	47%
95834 NORTH NATOMAS	212	11	123	14	137	65%
95835 NORTH NATOMAS	6	1	3	0	3	50%
95838 DEL PASO HEIGHTS	309	30	88	36	124	40%
95842 FOOTHILL FARMS	361	65	436	85	521	61%
Total for Community Area	3660	273	1609	366	1975	54%
COMMUNITY AREA 2 EAST SACRAMENTO						
95608 CARMICHAEL	1848	58	847	156	1003	54%
95610 CITRUS HEIGHTS	1899	57	983	259	1242	65%
95621 CITRUS HEIGHTS	873	56	386	82	468	54%
95628 FAIR OAKS	1375	51	701	163	864	63%
95821 COUNTRY CLUB	1220	47	564	59	623	51%
95825 ARDEN ARCADE	522	26	239	38	277	53%
95841 FOOTHILL FARMS	713	27	422	41	463	65%
95864 ARDEN OAKS	596	25	257	44	301	51%
Total for Community Area	9046	347	4399	842	5241	58%
COMMUNITY AREA 3 FOLSOM/CORDOVA AREA						
95630 FOLSOM	746	15	355	25	380	51%
95655 MATHBR AFB+	239	2	176	2	178	74%
95662 ORANGEVALE	849	39	402	78	480	57%
95670 RANCHO CORDOVA	2104	54	737	156	893	42%
95826 ROSEMONT	873	60	299	37	336	38%
95827 BRADSHAW	704	31	501	20	521	74%
95829 VINEYARD	42	5	20	6	26	62%
Total for Community Area	5557	206	2490	324	2814	51%
COMMUNITY AREA 4 BLEGROVE/DELTA/RURAL						
95615 BLEGROVE/DELTA/RURAL AREA	24	0	20	0	20	83%
95624 BLK GROVE	823	28	403	50	453	55%
95632 GALT	120	4	49	26	75	63%
95693 WILTON	15	2	6	0	6	40%
95758 LAGUNA	175	15	18	5	93	53%

## CHILD CARE SUPPLY SURVEY

March, 1990

Child Action, Inc

TABLE IV: MAXIMUM CAPACITY OF PRESCHOOL CARE

	Maximum Capacity All Ages	# Facilities Serving (3-5)	# Children Enrolled (3-5)	Number of Openings (3-5)	Maximum Capacity (3-5)	Percent Maximum Capacity (3-5)
Total for Community Area	1157	49	566	81	647	56%
COMMUNITY AREA 5 SOUTH SACRAMENTO						
95820 TAHOE PARK	469	40	212	62	274	58%
95822 LAND PARK	1776	68	650	108	758	43%
95823 FLORIN WEST	1247	95	436	175	611	49%
95824 FRUITBRIDGE	517	31	246	36	282	55%
95828 FLORIN WEST	1132	84	478	117	595	53%
95831 GREENHAVEN	996	31	399	39	438	44%
95832 MEADOWVIEW	122	6	58	16	74	61%
Total for Community Area	6259	355	2479	553	3032	48%
COMMUNITY AREA 6 DOWNTOWN AREA						
95814 DOWNTOWN	549	7	349	27	376	68%
95816 DOWNTOWN	478	11	364	8	372	78%
95817 OAK PARK	605	13	338	15	353	58%
95818 CURTIS PARK	785	19	377	65	442	56%
95819 MID TOWN	487	9	296	4	300	62%
Total for Community Area	2904	59	1724	119	1843	63%
TOTAL FOR COUNTY:	28583	1289	13267	2285	15552	54%

SACRAMENTO CHILD CARE SUPPLY SURVEY

March, 1990

Child Action, Inc.

TABLE V: MAXIMUM CAPACITY OF SCHOOLAGE CARE

	Maximum Capacity All Ages	# Facilities Serving (6-12)	# Children Enrolled (6-12)	Number of Openings (6-12)	Maximum Capacity (6-12)	Percent Maximum Capacity (6-12)
COMMUNITY AREA 1 NORTH SACRAMENTO						
95626 ELVERTA	112	9	24	1	25	22%
95660 NORTH HIGHLANDS	902	46	131	42	233	26%
95673 RIO LINDA	179	7	49	0	49	27%
95815 NORTH SACRAMENTO	281	9	113	5	118	42%
95833 SOUTH NATOMAS	738	41	272	37	309	39%
95834 NORTH NATOMAS	212	11	44	15	59	28%
95835 NORTH NATOMAS	6	1	0	0	0	0%
95838 DEL PASO HEIGHTS	309	25	78	24	102	33%
95842 FOOTHILL FARMS	861	43	172	16	188	22%
Total for Community Area	3660	192	943	140	1083	30%
COMMUNITY AREA 2 EAST SACRAMENTO						
95608 CARMICHAEL	1848	52	584	83	667	36%
95610 CITRUS HEIGHTS	1899	41	396	79	475	25%
95621 CITRUS HEIGHTS	873	39	200	41	241	28%
95628 FAIR OAKS	1375	39	377	17	334	29%
95821 COUNTRY CLUB	1220	34	366	89	455	37%
95825 ARDEN ARCADE	522	17	146	23	169	32%
95841 FOOTHILL FARMS	713	23	186	15	201	28%
95864 ARDEN OAKS	596	22	233	20	253	42%
Total for Community Area	9046	267	2488	367	2855	32%
COMMUNITY AREA 3 FOLSOM/CORDOVA ARBA						
95630 FOLSOM	746	13	325	0	325	44%
95655 MATHER AFB+	239	2	36	0	36	15%
95662 ORANGEVALE	849	36	277	16	293	35%
95670 BANCHE CORDOVA	2104	46	936	50	986	47%
95826 ROSEMONT	873	52	319	98	417	48%
95827 BRADSHAW	704	14	109	5	114	16%
95829 VINEYARD	42	4	4	2	6	14%
Total for Community Area	5557	167	2007	171	2178	39%
COMMUNITY AREA 4 BLYCROVE/DELTA/RURAL						
95615 BLYCROVE/DELTA/RURAL ARBA	24	0	0	0	0	0%
95624 BLK GROVE	823	18	281	21	302	37%
95632 GALT	120	3	38	2	40	33%
95693 WILTON	15	3	3	0	3	20%
95758 LAGUNA	175	11	34	6	40	23%

SACRAMENTO CHILD CARE SUPPLY SURVEY

March, 1930

Child Action, Inc

TABLE V: MAXIMUM CAPACITY OF SCHOOLAGE CARE

	Maximum Capacity All Ages	# Facilities Serving (6-12)	# Children Enrolled (6-12)	Number of Openings (6-12)	Maximum Capacity (6-12)	Percent Maximum Capacity (6-12)
Total for Community Area	1157	35	356	29	385	33%
COMMUNITY AREA 5 SOUTH SACRAMENTO						
95820 FAHOE PARK	469	26	85	45	130	28%
95822 LAND PARK	1776	48	675	184	859	48%
95823 FLOBIN WEST	1247	74	335	67	402	32%
95824 FRUITBRIDGE	517	24	142	16	158	31%
95828 FLOBIN WEST	1132	62	267	41	308	27%
95831 GREENHAVEN	996	22	435	10	445	45%
95832 MEADOWVIEW	122	4	16	3	19	16%
Total for Community Area	6259	250	1955	366	2321	37%
COMMUNITY AREA 6 DOWNTOWN AREA						
95814 DOWNTOWN	549	2	10	10	20	4%
95816 DOWNTOWN	478	6	52	16	63	14%
95817 OAK PARK	605	10	163	47	210	35%
95818 CURTIS PARK	785	12	219	42	261	33%
95819 MID TOWN	487	5	62	18	80	16%
Total for Community Area	2904	35	506	133	639	22%
TOTAL FOR COUNTY:	28583	956	8255	1206	9461	33%

SACRAMENTO COUNTY CHILD CARE SUPPLY SURVEY

March, 1990

Child Action, Inc

TABLE VIII: Annual Cost of Full-time Child Care Per Year

Type of Provider  
FAMILY DAY CARE HOME

	INFANT TODDLER CARE			PRESCHOOL AND SCHOOLAGE		
	Low	High	Average	Low	High	Average
Total	\$2,340	\$6,500	\$3,894	\$1,920	\$5,980	\$3,680
Mean Cost			\$3,894.34			\$3,679.99
Standard Deviation			\$553.34			\$505.12
1.5 X Standard Deviation			\$830.01			\$757.68
Annual Market Rate			\$4,724.35			\$4,437.67
Monthly Market Rate			\$393.70			\$369.81
Weekly Market Rate			\$90.85			\$85.34

Type of Provider  
CHILD CARE CENTER

	INFANT TODDLER CARE			PRESCHOOL AND SCHOOLAGE		
	Low	High	Average	Low	High	Average
Total	\$2,600	\$7,020	\$5,423	\$1,820	\$5,820	\$3,661
Mean Cost			\$5,422.71			\$3,660.54
Standard Deviation			\$882.85			\$570.16
1.5 X Standard Deviation			\$1,324.28			\$855.23
Annual Market Rate			\$6,747.00			\$4,515.77
Monthly Market Rate			\$562.25			\$376.31
Weekly Market Rate			\$129.75			\$86.84

SACRAMENTO COUNTY CHILD CARE SUPPLY SURVEY

March, 1990

Child Action, Inc

TABLE VIII: Annual Cost of Full-time Child Care Per Year

Type of Provider

FAMILY DAY CARE HOME

Zipcode	INFANT TODDLER CARE			PRESCHOOL AND SCHOOLAGE		
	Low	High	Average	Low	High	Average
95608	\$2,600	\$5,220	\$4,065	\$2,600	\$5,200	\$3,852
95610	\$3,380	\$5,200	\$3,958	\$2,600	\$5,200	\$3,669
95621	\$2,860	\$5,200	\$3,811	\$2,600	\$4,420	\$3,604
95624	\$3,600	\$5,200	\$4,131	\$3,000	\$4,420	\$3,879
95626	\$2,600	\$4,420	\$3,683	\$2,600	\$4,420	\$3,448
95628	\$3,120	\$5,220	\$4,005	\$3,120	\$4,680	\$3,753
95630	\$3,640	\$5,400	\$4,307	\$3,640	\$5,200	\$4,190
95632	\$3,120	\$3,380	\$3,250	\$3,120	\$3,120	\$3,120
95655				\$3,380	\$3,380	\$3,380
95660	\$2,600	\$4,680	\$3,643	\$2,600	\$4,290	\$3,532
95662	\$2,600	\$4,680	\$3,890	\$2,600	\$4,680	\$3,714
95670	\$2,600	\$4,940	\$3,791	\$2,600	\$4,420	\$3,660
95673	\$3,120	\$4,160	\$3,640	\$2,860	\$3,900	\$3,524
95693	\$3,120	\$3,900	\$3,510	\$3,120	\$3,900	\$3,510
95758	\$3,240	\$5,200	\$4,179	\$3,240	\$4,420	\$3,794
95814	\$4,200	\$4,200	\$4,200	\$3,600	\$3,600	\$3,600
95815	\$2,600	\$5,200	\$3,891	\$2,600	\$4,160	\$3,673
95816	\$3,900	\$4,800	\$4,200	\$3,600	\$4,200	\$3,900
95817	\$2,860	\$4,680	\$3,604	\$2,860	\$3,900	\$3,520
95818	\$3,840	\$6,500	\$4,541	\$3,300	\$5,200	\$4,080
95819	\$3,000	\$6,480	\$4,278	\$3,000	\$5,400	\$4,066
95820	\$2,700	\$4,420	\$3,512	\$2,080	\$4,200	\$3,275
95821	\$3,120	\$5,200	\$3,873	\$2,860	\$4,680	\$3,740
95822	\$2,600	\$5,200	\$3,828	\$2,080	\$5,200	\$3,690
95823	\$2,600	\$5,200	\$3,770	\$2,340	\$4,940	\$3,531
95824	\$2,400	\$4,420	\$3,480	\$1,920	\$4,420	\$3,348
95825	\$3,380	\$4,940	\$4,073	\$3,120	\$5,200	\$3,950
95826	\$2,860	\$6,500	\$3,907	\$2,860	\$5,200	\$3,701
95827	\$3,120	\$5,460	\$3,791	\$2,880	\$4,420	\$3,613
95828	\$2,600	\$5,700	\$3,910	\$2,600	\$5,200	\$3,596
95829	\$3,640	\$4,420	\$3,965	\$3,640	\$3,900	\$3,770
95831	\$3,640	\$6,300	\$4,576	\$3,300	\$5,720	\$4,339
95832	\$3,000	\$3,640	\$3,413	\$2,700	\$3,120	\$2,940
95833	\$2,340	\$5,100	\$3,955	\$2,080	\$4,680	\$3,713
95834	\$3,640	\$4,420	\$4,123	\$3,640	\$4,420	\$3,998
95835	\$3,600	\$3,600	\$3,600	\$3,300	\$3,300	\$3,300
95838	\$2,860	\$5,200	\$3,757	\$2,400	\$4,680	\$3,445
95841	\$3,120	\$5,200	\$4,049	\$3,120	\$4,160	\$3,630
95842	\$3,120	\$5,200	\$3,906	\$2,860	\$4,550	\$3,765
95864	\$3,120	\$5,980	\$4,179	\$2,860	\$5,980	\$4,030
Total	\$2,340	\$6,500	\$3,894	\$1,920	\$5,980	\$3,680

SACRAMENTO COUNTY CHILD CARE SUPPLY SURVEY

March, 1990

Child Action, Inc

TABLE VIII: Annual Cost of Full-time Child Care Per Year

Type of Provider

CHILD CARE CENTER

Zipcode	INFANT TODDLER CARE			PRESCHOOL AND SCHOOLAGE		
	Low	High	Average	Low	High	Average
95608	\$5,400	\$5,980	\$5,613	\$2,400	\$4,602	\$3,715
95610	\$4,940	\$5,980	\$5,398	\$2,880	\$4,524	\$3,700
95615						
95621				\$3,120	\$4,212	\$3,692
95624	\$4,680	\$4,680	\$4,680	\$3,300	\$3,948	\$3,586
95628	\$5,460	\$5,980	\$5,807	\$2,400	\$4,576	\$3,491
95630	\$5,720	\$5,720	\$5,720	\$3,372	\$4,316	\$3,863
95632				\$3,380	\$3,380	\$3,380
95655	\$3,120	\$3,120	\$3,120	\$3,120	\$3,120	\$3,120
95660	\$2,700	\$2,700	\$2,700	\$2,100	\$3,484	\$2,766
95662	\$5,720	\$5,720	\$5,720	\$3,600	\$4,472	\$3,989
95670	\$5,148	\$5,720	\$5,497	\$3,240	\$4,628	\$3,915
95673				\$2,880	\$3,000	\$2,940
95758	\$4,752	\$4,752	\$4,752	\$3,600	\$3,894	\$3,747
95814	\$5,220	\$6,600	\$5,793	\$3,600	\$4,290	\$3,893
95815				\$3,420	\$3,420	\$3,420
95816	\$5,580	\$7,020	\$6,300	\$4,200	\$5,820	\$4,590
95817				\$3,380	\$3,540	\$3,460
95818	\$5,160	\$5,940	\$5,550	\$2,700	\$4,800	\$3,591
95819	\$5,100	\$5,100	\$5,100	\$3,900	\$4,164	\$4,032
95820				\$3,380	\$3,420	\$3,400
95821	\$5,590	\$5,980	\$5,785	\$3,120	\$4,260	\$3,725
95822				\$2,880	\$4,500	\$3,669
95823	\$5,356	\$5,356	\$5,356	\$1,820	\$4,160	\$3,140
95824	\$5,100	\$5,100	\$5,100	\$3,640	\$3,720	\$3,680
95825	\$5,580	\$5,580	\$5,580	\$3,600	\$4,140	\$3,920
95826				\$3,600	\$3,840	\$3,720
95827	\$2,600	\$2,600	\$2,600	\$2,600	\$3,780	\$3,310
95828	\$5,100	\$6,240	\$5,670	\$3,300	\$4,212	\$3,678
95831	\$7,020	\$7,020	\$7,020	\$3,060	\$4,628	\$4,036
95832	\$5,700	\$5,700	\$5,700	\$3,600	\$3,600	\$3,600
95833				\$4,212	\$4,316	\$4,264
95834				\$3,360	\$3,420	\$3,390
95838						
95841				\$2,940	\$3,480	\$3,262
95842				\$3,240	\$4,264	\$3,752
95864				\$3,000	\$3,780	\$3,520
Total	\$2,600	\$7,020	\$5,423	\$1,820	\$5,820	\$3,661

CHILD CARE SUPPLY SURVEY  
 SACRAMENTO COUNTY  
 March, 1990

Child Action, Inc

TABLE IX: Hourly Rate For Part Time Child Care

Type of Provider  
FAMILY DAY CARE HOME

	INFANT TODDLER CARE			PART TIME RATES PRESCHOOL AND SCHOOLAGE		
	Low	High	Average	Low	High	Average
Total	\$1.00	\$6.00	\$2.35	\$1.25	\$6.00	\$2.23
Mean Cost			\$2.35			\$2.23
Standard Deviation			\$0.57			\$0.50
1.5 X Standard Deviation			\$0.85			\$0.75
Hourly Market Rate Cap			\$3.20			\$2.98

Type of Provider  
CHILD CARE CENTER

	INFANT TODDLER CARE			PART TIME RATES PRESCHOOL AND SCHOOLAGE		
	Low	High	Average	Low	High	Average
Total	\$1.75	\$5.50	\$3.79	\$1.75	\$5.00	\$2.97
Mean Cost			\$3.79			\$2.97
Standard Deviation			\$1.03			\$0.91
1.5 X Standard Deviation			\$1.54			\$1.36
Hourly Market Rate Cap			\$5.33			\$4.32

NON-ENGLISH LANGUAGES  
SPOKEN IN CHILD CARE FACILITIES  
Sacramento City

GAIN Survey  
April, 1991

The 1991 GAIN Survey by Child Action, Inc. documented the availability of a bilingual child care staff in the City of Sacramento for the total of 3799 child care spaces, available to children who spoke other languages than English: the largest number of spaces were for those who spoke Spanish (3,177). The following show the languages which are spoken in child care facilities in each zip code and the number of spaces available.

<u>LANGUAGES BY ZIP CODE # SPACES AVAILABLE</u>			<u>LANGUAGES BY ZIP CODE # SPACES AVAILABLE</u>		
95814	Spanish	256	95827	German	6
95815	Spanish	132		Spanish	105
95816	Hebrew	6		Other	6
	Spanish	87	95828	American Sign Language	12
95817	Spanish	239		German	6
95818	Spanish	231		Korean	6
	Other	6		Spanish	100
95819	Japanese	6		Vietnamese	6
	Russian	6		Other	12
	Spanish	175	95831	American Sign Language	125
95820	French	6		Chinese	12
	Spanish	64		Spanish	68
95821	French	177		Other	12
	Spanish	417	95832	Spanish	12
95822	Chinese	6	95833	Japanese	6
	French	6		Spanish	42
	Spanish	507		Other	12
	Other	6	95834	Spanish	12
95823	American Sign Language	12	95838	Spanish	6
	French	6		Other	6
	Japanese	6	95841	Farsi	6
	Spanish	160		Japanese	50
	Tagalog	6		Spanish	159
	Other	12	95842	Spanish	68
95824	Spanish	216		Tagalog	12
	Tagalog	6		Other	12
95825	American Sign Language	6	95864	Spanish	6
	Farsi	6		Thai	6
	Spanish	85			
	Tagalog	6			
95826	American Sign Language	12			
	Spanish	30			
	Other	6			

HEAD START ENROLLMENT/LOCATIONS  
CURRENT & PROJECTED EXPANSION

EXHIBIT L

ZIP CODE	NEIGHBORHOOD COMMUNITY	CURRENT SITES (ENROLLMENT)	ELIGIBLE CHILDREN	% SERVED	PROPOSED EXPANSION	% SERVED
95812	DOWNTOWN		71	0		
95814	ALKALI FLAT MIDTOWN	WASHINGTON (20) LOS NINOS (40) FREMONT (20)	181	44.2		
95815	NORTH SACRAMENTO	DISCOVERY (80)	641	12.5	20	15.6
95817	OAK PARK	PLAYMATE (80)	442	19.1		
95818	WEST BROADWAY	JEDEDIAH SMITH (40) NEW HELVETIA (40)	329	24.3		
95820	GLEN ELDER FRUITRIDGE TAHOE PARK OAK PARK	EARL WARREN (20) ETHEL PHILLIPS (20) FRUITRIDGE (20) M. ANDERSON (20) OAKRIDGE (20)	868	11.5	20	13.9
95822	MEADOWVIEW AIRPORT	JOHN BIDWELL (42) EDWARD KEMBLE (40) ARGONAUT (20) HARKNESS (20)	704	17.3		
95823	VALLEY HI MEADOWVIEW SOUTH SACRAMENTO	PRAIRIE (20) MEADOWVIEW (80) FRANKLIN (40) HOME BASED (24)	1027	16.0		
95824	FRUITRIDGE GLEN ELDER	E. BAKER (40) MAPLE (20) CAMELLIA (20)	901	8.9	60	15.6
95831	MEADOWVIEW		121	0		
95832	MEADOWVIEW	FREEPORT (20) S.B. ANTHONY (20)	280	14.3		
95833	NORTHGATE/GARDENLAND SOUTH NATOMAS	BANNON CREEK (40)	321	12.5		
95834	SOUTH NATOMAS		34	0		
95838	DEL PASO HEIGHTS	DEL PASO ECDC (101) NORTH AVE (40)	853	16.5		
TOTAL	CITY AREAS/ZIPS	LOCATIONS 28 ENROLLMENT 1007	6,773	15.1	100	16.3
	COUNTY AREAS/ZIPS	LOCATIONS 18 ENROLLMENT 612	4,685	13.1	100	15.2
TOTAL	COUNTY WIDE	LOCATIONS 46 ENROLLMENT 1619	11,458	14.1	200	15.9

SPECIAL NOTES:

- 1) EXPANSION IS IN UNITS OF 20 CHILDREN EACH AND ARE DEPENDENT UPON AVAILABILITY OF FACILITIES;
- 2) EXISTING SITES OFTEN SERVE CHILDREN/FAMILIES RESIDING IN OTHER ZIPS
- 3) SOME ZIPS INCLUDED BOTH CITY AND COUNTY AREAS

**GAIN PROGRAM**

**CHILD CARE NEEDS ASSESSMENT**

**EXCERPTS FROM OVERALL REPORT**

Sources:

County of Sacramento  
State Department of Social Services

#### IV. CHILD CARE NEEDS ASSESSMENT

##### Population

Following is a breakdown by age group of the total number of children in the GAIN caseload:

Age	Number
Birth to 2	1,704
3 to 5	2,771
6 to 11	4,165
12 to 18	2,657
<b>TOTAL</b>	<b>11,297</b>

##### Child Care Utilization

At the time of last year's plan update, it was reported that child care payments were being made to an average of 259 participants per month, approximately four percent of the total active GAIN population. A study was undertaken to attempt to determine why the usage of GAIN child care was not higher. A random sample of AFDC-FG GAIN participants not receiving GAIN child care as of April 30, 1990, was selected and contacted during June 1990. Respondents' reasons for not taking advantage of child care paid for by GAIN are as follows:

Participant was deferred	14.5%
Component hours coincided with children's school hours	25.3%
Family member provided care without compensation	16.9%
Received subsidized child care through Child Action	2.4%
Left children alone	1.2%
Participant was between components	18.1%
Participant had begun receiving GAIN-paid child care by the time of the survey	8.4%
No longer participating in GAIN	13.3%
	<b>100.0%</b>

(Not incidentally, 100% of the participants interviewed were aware that GAIN would pay for child care for children under the age of twelve, the maximum age for child care services at that time.)

Although there are numerous valid reasons for not taking advantage of child care paid for by GAIN, utilization of this resource has gradually increased throughout the history of the program. The 259 average monthly payments of a year ago increased to 351 over the past twelve months and, more significantly, to 443 during the past three months. The four percent rate of participation has increased to more than six percent. And the total dollar amount expended has increased significantly as well, even exceeding in one recent month the amount projected in our cost control questionnaire. The \$65,000 monthly expenditure level of a year ago increased to an average of \$89,000 for the past twelve months and \$114,917 for the past four months.

In order to determine the relative usage of exempt and licensed child care by GAIN participants, a random sample of cases for which a child care payment was made during the month of September 1990 was selected and reviewed. The findings were as follows:

Exempt	
In home	4.2%
Out of home	57.3%
Total	61.5%

Licensed	
Family homes	17.7%
Day care centers	20.8%
Total	38.5%

This same issue was examined as part of a study conducted in August 1990 to meet federal reporting requirements. For program participants for whom a child care payment was made during the study month of May 1990, the following breakdown was found to have occurred:

<b>Exempt</b>	
<b>In home</b>	
By a relative	12.5%
By a non-relative	6.2%
<b>Total</b>	<b>18.7%</b>
<b>Out of home</b>	
By a relative	0%
By a non-relative	50.0%
<b>Total</b>	<b>50.0%</b>
<b>Total Exempt</b>	<b>68.7%</b>

<b>Licensed</b>	
Family homes (non-relative)	18.8%
Day care centers (non-relative)	12.5%
<b>Total Licensed</b>	<b>31.3%</b>

In addition, studies were conducted to determine the child care preferences and utilization of families whose youngest child was between the ages of three and five - a new mandatory population as of July 1, 1989 -- and of families whose youngest child was under the age of three. (In these particular studies we did not look at whether exempt care was provided in or out of the participant's home.) The results are as follows:

	Youngest Child Under Age 3	Youngest Child Aged 3 to 5
% Using GAIN child care	8.5%	17.1%
<b>EXEMPT</b>		
Total exempt	76.9%	50.0%*
<b>LICENSED</b>		
Family homes	7.7%	10.0%
Day care Centers	15.4%	40.0%
<b>Total Licensed</b>	<b>23.1%</b>	<b>50.0%</b>

(\*When taking into account all the children receiving GAIN child care in families where the youngest child is between three and five years of age, the group receiving exempt care increases to 53.3% of the total.)

As expected, both groups of pre-school children receive child care services at a higher rate than the GAIN population as a whole. The striking difference in usage rate between the two groups, however, would suggest a correlation with their mandatory or voluntary status. The fact that parents of children less than three years of age use GAIN child care services at the rate of only half that of parents of the older group would indicate that by and large the former has available child care arrangements with which they are comfortable and that that has been taken into consideration as part of their decision to volunteer for GAIN.

Each of the studies points out a strong preference for exempt care -- at times overwhelmingly. This is not surprising for the under-three age group; it is to be expected that parents would generally prefer the one-on-one care that exempt providers could offer. As children reach the age where they are able to begin learning socialization and other skills, licensed day care centers become more popular. Usage of day care centers for three to five year olds is twice or more the rate than for older or younger children. With school age children the usage of licensed family day care home and, more so, exempt care increases.

### Child Care Availability

Child Action's annual survey of licensed day care facilities in Sacramento County found that for the most part child care services are readily available for preschool

age (3 to 5 years) children. 54% of child care slots are designated for this age group. At the same time, they found that licensed care for infants/toddlers and school age children was much more difficult to locate. Child Action reported that in 1989, there were 18 requests for infant/toddler care for every opening identified and five requests for every opening for school age children. Furthermore, the following changes from the previous year were noted:

	1989	1990
Number of family day care homes	1,356	1,203
Number of child care centers	240	258
Number of exempt school-age programs	*	13
<b>Total</b>	<b>1,596</b>	<b>1,474</b>
Capacity of family day care homes (Number of slots)	9,810	8,740
Capacity of child care centers	16,712	17,290
Capacity of exempt school-age programs	*	394
<b>Total</b>	<b>26,522</b>	<b>26,424</b>

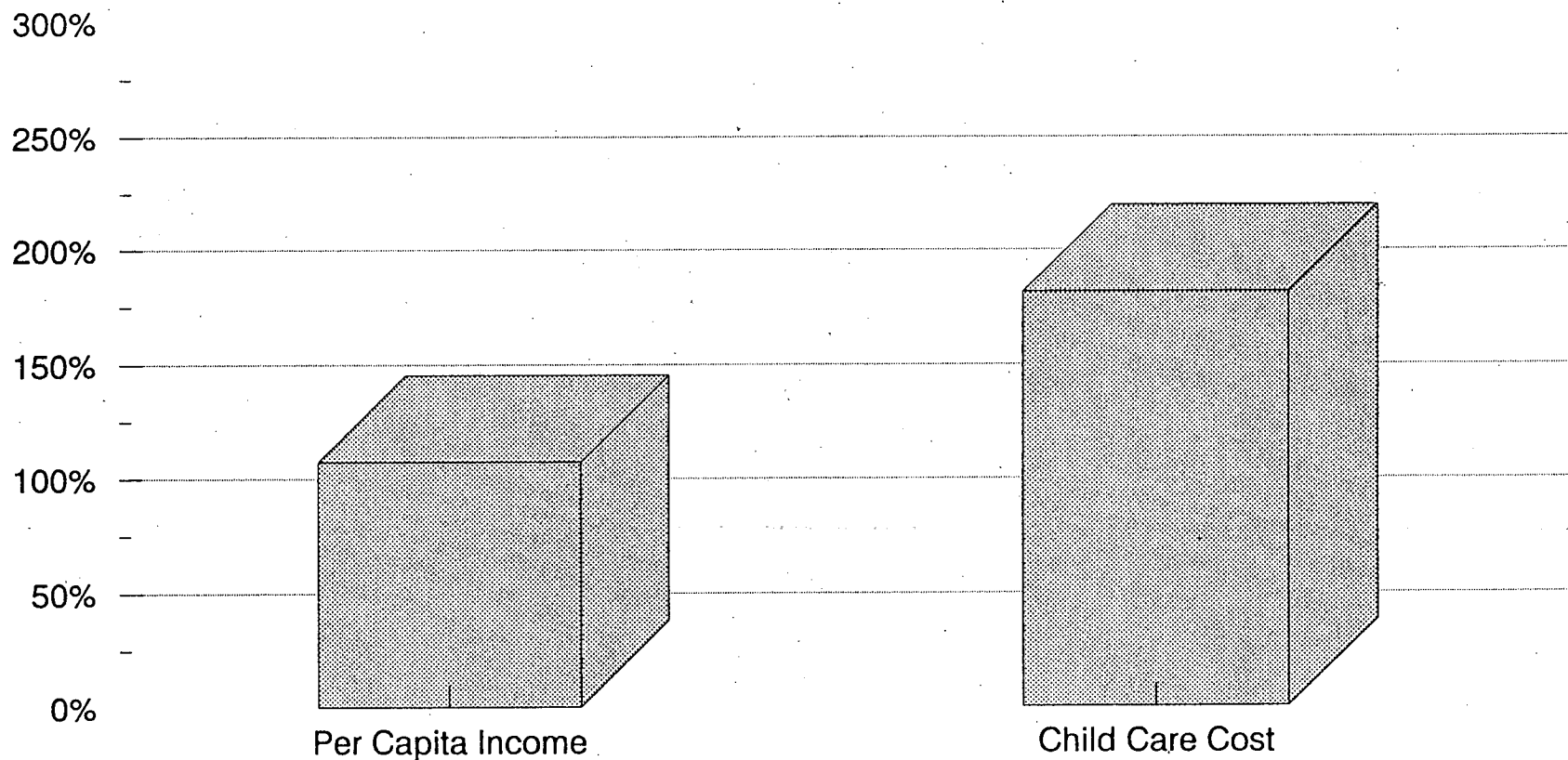
\*Not included in 1989 survey.

All the foregoing, plus the fact that the number of children enrolled in licensed child care in Sacramento County has increased by 3,225 since 1989, would suggest difficulties in identifying viable child care options. This has not been the case, however, for Sacramento County GAIN participants. Deferrals for lack of available child care have been minimal throughout the operation of the program. This would seem to be explained by the strong preference GAIN participants have demonstrated for exempt care.

Whether or not the foregoing will continue to be the case is difficult to project. The recently imposed reduction in rates for exempt providers will surely have an impact on availability; to what degree is the question. This will be examined in next year's plan update.

In an attempt to increase the availability of suitable child care options for program participants, Sacramento County's GAIN program has contracted with Child Action to develop child care slots during FY 90-91, just as we have in past years. We plan to do the same in FY 91-92.

**PERCENT INCREASE IN PER CAPITA INCOME VS.  
CHILD CARE COSTS  
SACRAMENTO COUNTY: 1978 - 1990**



**Community Services Planning Council, Inc.**  
Human Services Information System  
Source: Child Action

## Single Mother with Two Children

This single mother is a full charge bookkeeper with an annual salary of \$19,840. She does not have a car. She has two preschool children.

## Young Couple

This couple is in their mid-twenties with two preschool children. Dad repairs xerox machines and Mom is a word processor. They own a 1984 Tercel.

# **MONTHLY BUDGET**

## **SINGLE MOTHER WITH TWO CHILDREN**

	Dollars	Dollars
Salary:	\$	\$
Monthly Gross	1,653	
Medical Insurance	222	
Dental Insurance	27	
Payroll Deductions	319	
 Net Monthly Salary		 1,085
 Expenses:		
Rent	405	
Electricity	41	
Gas (PG&E)	42	
Telephone	12	
Child Care	636	
Food	320	
Bus Pass	40	
 Net Monthly Expenses		 1,496
 MONTHLY DEFICIT		 (411)

**COMMUNITY SERVICES PLANNING COUNCIL**  
**HUMAN SERVICES INFORMATION SYSTEM**

**MONTHLY BUDGET  
YOUNG COUPLE WITH TWO CHILDREN**

	Dollars	Dollars
Salary:	\$	\$
Monthly Gross	2,774	
Medical Insurance	221	
Dental Insurance	34	
Payroll Deductions	480	
 Net Monthly Salary		 2,039
Expenses:		
Rent	569	
Electricity	41	
Gas (PG&E)	42	
Car Insurance	54	
Telephone	12	
Gas/Maintenance	45	
Child Care	636	
Food	487	
Net Monthly Expenses		1,886
Discretionary Income		153

Sources of Information:

Salary: Employment Development Department

Payroll Deductions: Federal, State and Withholding Schedules

Medical/Dental: Kaiser, Healthdent Schedules

Rent: Sacramento Housing and Redevelopment Agency

Utilities: PG&E and SMUD

Car Insurance: Safeco Insurance Companies, Inc.

Telephone: Pacific Bell

Child Care: Child Action

Food: USDA