



CITY OF SACRAMENTO

OFFICE OF THE TREASURER  
800 - 10TH STREET SACRAMENTO, CA 95814  
SUITE 1 TELEPHONE (916) 449-5318

THOMAS P. FRIERY  
TREASURER  
DONALD E. SPERLING  
ASST. TREASURER

January 26, 1982

CITY MANAGER'S OFFICE  
**RECEIVED**  
JAN 27 1982

City Council of the City  
of Sacramento  
Sacramento, California

Honorable Members in Session:

SUBJECT: Short-Term Investment Pool Report - 1st Quarter FY 81/82

SUMMARY

Attached is the first quarter investment report for FY 1981/82.

RECOMMENDATION

This report is for your information and no specific action is required.

Respectfully submitted,

*Donald E. Sperling*  
for THOMAS P. FRIERY  
City Treasurer

TPF/1v

Attachment - on file in office

For City Council Information:

*Walter J. Slipe*  
Walter J. Slipe, City Manager

**APPROVED**  
BY THE CITY COUNCIL

FEB 9 1982

OFFICE OF THE  
CITY CLERK

February 9, 1982



# CITY OF SACRAMENTO

## OFFICE OF THE TREASURER

800 - 10TH STREET  
SUITE 1

SACRAMENTO, CA 95814  
TELEPHONE (916) 449-5318

THOMAS P. FRIERY  
TREASURER

DONALD E. SPERLING  
ASST. TREASURER

January 26, 1982

TO: Budget and Finance Committee  
Honorable Members in Session

FROM: THOMAS P. FRIERY, City Treasurer

SUBJECT: Short-Term Investment Pool Report - 1st Quarter FY 81/82

### SUMMARY

Transmitted herewith is the first quarter investment report for FY 1981/82. My staff and I are here to respond to any questions you may have.

### RECOMMENDATION

It is requested that the Committee accept this report and forward it to the full Council for its information.

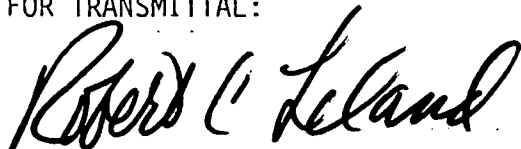
Respectfully,

  
for THOMAS P. FRIERY  
City Treasurer

TPF/lv

Attachment

FOR TRANSMITTAL:



FINANCE ADMINISTRATION AND BUDGET

30.0



# CITY OF SACRAMENTO

## OFFICE OF THE TREASURER

800 - 10TH STREET  
SUITE 1

SACRAMENTO, CA 95814  
TELEPHONE (916) 449-5318

**THOMAS P. FRIERY**  
TREASURER


**DONALD E. SPERLING**  
ASST. TREASURER

## CITY OF SACRAMENTO

### INVESTMENT ACTIVITY REPORT FOR ALL SHORT-TERM INVESTMENT POOLS MANAGED IN THE CITY TREASURY

FOR THE FIRST QUARTER  
OF FISCAL YEAR 1981-82

Respectfully submitted,

  
**THOMAS P. FRIERY**  
City Treasurer

December 28, 1981

TO: Honorable Mayor and Members of Council

FROM: Thomas P. Friery, City Treasurer

SUBJECT: Short-Term Investment Pool Report - 1st Quarter FY 81/82

---

Transmitted herewith is the Investment Report for the various short-term investment pools managed by the City Treasurer's Office. It should be noted that additional investment activity is conducted by the City Treasurer's Office for the Sacramento City Employees Retirement System and certain of the separately invested Trust Funds of the City, but such investment activity is not reported herein. However, such other investment activity is reported directly to the Boards or Commissions overseeing those specific funds.

Very briefly, for the 1st quarter of FY 1981/82, approximately \$86 million per day was invested in the various short-term investment funds managed by the City Treasurer's Office. In total, \$3.044 million in interest income was earned during this quarter which is equivalent to an overall rate of return of 13.75% on the invested assets. Further, \$35,841.44 was charged as an investment cost recovery fee to the funds managed during this quarter to reimburse the General Fund for the City Treasurer's costs associated with conducting the investment program.


Although the overall rate of return on all short-term investments was 13.75%, it is brought to your attention that City Investment Pool A produced a rate of return of 14.38% and SHRA Pool D produced a rate of return of 14.52%, both of which were averaged in the overall results. The primary reason why City Pool A and SHRA Pool D outperformed other funds managed was that the investment authorities are not as restrictive as City Pool B and SHRA Pool C.

However, it is further brought to your attention that the volatile short-term interest rate barometers were higher than City investment results for the first quarter, primarily as a result of the restrictive stance of the Federal Reserve. Since the conclusion of the 1st quarter, the Federal Reserve has eased somewhat their restrictive credit policies and these barometers have since declined substantially from the levels reported herein.

Finally, for the 1st quarter a total of 605 investment transactions (purchases, sales and maturities) were executed with a total dollar value of approximately \$594 million.

The detailed short-term investment pool report is provided for your information.

Respectfully submitted,

  
THOMAS P. FRIERY  
City Treasurer

TPF/lv  
Attachments

## SHORT-TERM INVESTMENT ACTIVITY REPORT

### INDEX

Description of Various Short-Term Investment Pools Managed in City Treasury -----	A-1
City Investment Pool A Participating Funds -----	A-1a
City Investment Pool B Participating Funds -----	A-1b
SHRA Investment Pool C Participating Funds -----	A-1c
SHRA Investment Pool D Participating Funds -----	A-1d
Glossary of Investment Terms Contained in Report -----	A-2
Investment Highlight Report -----	A-3
Investment Activity Consumated -----	A-4
Investments Bought, Sold and Held, Interest Income Earned and Calculation of Investment Cost Recovery Fee	
City Investment Pool A -----	A-5
City Investment Pool B -----	A-6
Earned Interest Detail	
City Investment Pool A -----	A-7
City Investment Pool B -----	A-8
Apportionment of Investment Income	
City Investment Pool A -----	A-9
City Investment Pool B -----	A-10
Apportionment of Investment Cost Recovery Fee	
City Investment Pool A -----	A-11
City Investment Pool B -----	A-12

DESCRIPTION OF VARIOUS SHORT-TERM INVESTMENT POOLS  
MANAGED IN CITY TREASURY

---

City Investment Pool A is a short-term investment vehicle for the cash balances of all funds of the City of Sacramento with the exception of the Water, Sewer, and Parking Authority funds of the City of Sacramento, the Sacramento Housing and Redevelopment Agency funds which are deposited with the City of Sacramento and, finally, the permanent long-term investments of trust funds of the City of Sacramento, i. e., Retirement System, Ann Land and Bertha Henschel Memorial Funds. See Attachment A-1a for a list of the funds comprising City Investment Pool A.

City Investment Pool B is the investment vehicle for the cash balances of the Water, Sewer, and Parking Authority funds of the City of Sacramento. Such pool was separately established as a result of the covenants contained in the indentures on the outstanding Water, Sewer and Parking bond issues which restrict the investment authority for these funds. Attachment A-1b lists the funds comprising City Investment Pool B.

SHRA Investment Pool C is a short-term investment vehicle for the cash balances of all Federal Funds of SHRA which have been transferred to the City of Sacramento by the Agency for investment. The investment authority of this is restricted to authorize federally-insured investments or public fund deposits which generally provide less investment return than other investments authorized for purchase by the City of Sacramento or State of California. See Attachment A-1c for a list of funds comprising SHRA Investment Pool C.

SHRA Investment Pool D is a short-term investment vehicle for the cash balances of all "local money funds" of SHRA which have been transferred to the City of Sacramento by the Agency for investment. The investment authority of this Pool permits the acquisition of money market investments similar to those purchased by City Investment acquisition of money market investments similar to those purchased by City Investment Pool A. See Attachment A-1d for a list of funds comprising SHRA Investment Pool D.

CITY OF SACRAMENTO POOL A  
PARTICIPATING FUNDS

<u>Fund No.</u>	<u>Description</u>
1-01	General Fund
2-02	Gas Tax 2106
2-03	Gas Tax 2107
2-04	Public Works Empl. Act I
2-06	Housing/Redevelopment Agency Capitol Improv.
2-07	Community Development Block Grant
2-08	Traffic Safety
2-09	Major Street Construction
2-11	General Revenue Sharing
2-25	Supplemental Retirement Contribution
2-32	Urban Development Action Grant
2-35	Transportation Development Act--Bikeway(3)
2-40	Pocket Area Trunk--Sewer Maintenance
2-42	Metro Arts Fund
2-43	Bikeway
2-44	Park Development
2-45	Ceta
2-46	Mt. Valley Library System
2-47	Gas Tax 2107.5
2-48	State Grants--Commercial Services
2-49	Bridge Construction
3-26	Debt Service
4-12	Parking
4-15	Waste Removal
4-16	Lawn & Garden Refuse
4-17	Boat Harbor
4-18	Golf Fund
4-19	Community Center
4-20	Fleet Management
4-21	Risk Management
4-22	Retirement Contribution
4-23	Central Services
4-24	Camp Sacramento
5-33	Capitol Area Development Authority
5-41	Sacramento Transit Development
5-51	Retirement Trust
5-52	Ann Land Indigent
5-53	Ann Land Memorial
5-54	Fratt Fund
5-55	Bertha Henschel Indigent
5-56	Bertha Henschel Memorial
5-58	Crocker TR-ART ACQ.
5-60	Strong Motion Instrument Act
5-61	Animal Contrl Deposits
5-62	City Hall Vending Machine
5-63	Alice Miller
5-64	Shige Tahara

CITY OF SACRAMENTO POOL A  
PARTICIPATING FUNDS (Cont.)

<u>Fund No.</u>	<u>Description</u>
5-65	History Grant
5-66	Crocker TR--Catalog
5-67	Crocker TR--Special Events
5-68	Crocker Construction
5-69	Crocker Master TR--Suspense
5-70	ICMA--City Manager's Assn.
5-71	Recreation Program
5-72	Handicapped Recreation Program
5-73	Sickle Cell Tournament
5-74	Tennis Program
5-75	Senior Citizens Tours
5-77	Crocker Master Trust--General
5-78	Crocker TR-DE Gaston
5-79	Crocker TR-M.S. Lord
5-80	Cama Suspense
5-81	Cama--Building
5-82	Cama--Acquisition
5-83	Cama--General
5-84	Cama--Rowles
6-36	Muni. Improvement Act--1913
6-38	1915 Assessments
6-39	1911 Assessments
7-10	Quimby Act
7-37	1965 Flood & Drainage
9-27	Utility Revolving
9-29	Community Center Authority
9-30	Convention Bureau
9-31	Downtown Business Improvement Assn.
9-99	Deferred Account



CITY OF SACRAMENTO POOL B  
PARTICIPATING FUNDS

<u>Fund No.</u>	<u>Description</u>
4-13	Water
4-14	Sewer
9-28	Parking Authority

SHRA POOL C  
PARTICIPATING FUNDS

<u>Fund No.</u>	<u>Description</u>
9403	CD 77-78
9404	CD 78-79
9405	CD 79-80
9406	CD 80-81
9420	Project 3 PEA R-18
9421	Project 4 PEA R-67
9424	Rehab. Escrow
9428	5 PEA A-16
9430	Project 3 PTLRF R-18
9431	Project 4 PTLRF R-67
9501	5-1,2,3,5, NH, RO, CE SF391
9502	7-1, 2A, 2B4 DR. SF175
9503	7-3 County Leasing SF309
9504	5-4 City Leasing SF 299
9509	8-8 ST. Sec. 8 SF623A1-1
9510	5-8 City Sec. 8 SF474
9511	7-8 County Sec. 8 SF475
9601	5-1,2,3,5 MOD SF391
9602	7-1, 2A, 2B, 4 MOD SF175
9651	CDC
9652	SENP
9653	FGP
9654	Central Kitchen
9701	CAL 5-19 Develop SF391
9702	CAL 5-20 Develop SF391
9703	CAL 5-21 Develop SF391
9704	CAL 5-22 Develop SF391
9705	CAL 5-23 Develop SF391
9706	CAL 5-24 Develop SF391
9751	CAL 7-4 Develop SF175
9752	CAL 7-5 Develop SF175
9753	CAL 7-7 Development
9754	CAL 7-8 Development
9755	CAL 7-9 Development

SHRA POOL D  
PARTICIPATING FUNDS

<u>Fund No.</u>	<u>Description</u>
9001	Revolving Fund
9002	2-A Tax Increment
9004	4 Tax Increment
9005	5 Tax Increment
9006	6 Tax Increment
9007	7 Tax Increment
9008	Central City Tax Inc.
9009	Parking Facility Fund
9010	Emergency Reserve Fund
9023	Replacement Housing
9025	City Loan Rev. Fund
9026	Library Rental Revenue
9027	Trust Deposit Account
9029	Sacramento Heritage
9030	Alkali Flat Elderly Housing
9325	County Loan Revenue Fund
9340	County Racs
9806	6-1 Ping Yuen SF777
9807	6-2 Kennedy SF1359
9808	6-4 8 SCAT. SF647
9815	SHA City Local Tax
9823	County Rehab. Loan
9828	6-3 San Jose/Broadway
9829	6-5 Wildflower
9830	6-6 Akali Flat Elderly
9832	Golden Era
9895	SHA County Local Tax
9906	6-1 Ping Yuen Sec. Dep.
9907	6-2 Kennedy Sec. Dep.
9908	6-4 8 SCAT Sec. Dep.
9928	6-3 SJ/Broadway Sec. Dep.
9929	6-5 Wildflower Sec. Dep.
9930	Unknown
9950	Int H/R C 9-51 Fed
9951	Int H/R D 9-52 Local

GLOSSARY OF INVESTMENT TERMS CONTAINED IN INVESTMENT REPORT

Average Daily Funds Invested designated the average daily amount of monies that were actually invested by the City Treasury during the reporting period. The following designates the time period covered in the reporting quarters.

	<u>City Pools A &amp; B</u>	<u>SHRA Pools C &amp; D</u>
1st Quarter	7/1/81 -- 10/2/81	7/1/81 -- 9/30/81
2nd Quarter	10/3/81-- 1/1/82	10/1/81 --12/31/81
3rd Quarter	1/2/82 -- 4/2/82	1/1/81 -- 3/31/82
4th Quarter	4/3/82 -- 6/30/82	4/1/82 -- 6/30/82

Interest Income Earned represents on an accrual accounting basis the income earned in the reporting period. Interest income earned is apportioned to all City funds participating in City Pool A and Pool B. However, only interest income received is apportioned to SHRA Pool C and Pool D.

Rate of Return designates the annualized rate of investment return earned. The calculation requires annualizing interest income earned within the reporting period and dividing by the actual dollars invested during the reporting period.

Investment Cost Recovery Fee is a charge by the City Treasurer's Office to the short-term investment funds managed which is intended to recover the direct investment costs incurred by the City's General Fund in permitting the City Treasurer's Office to manage the investment funds. Such fee is presently .18% on the dollar amount of all short-term funds managed in the City Treasury, not to exceed \$143,000 for the fiscal year to end June 30, 1982. Such fee is charged to all short-term funds managed quarterly, with the exception of the City Employees Retirement System short-term investment monies which is not permitted to pay such fee.

Average Daily Funds Available designates the average daily amount of positive fund cash balances that were available for investment during the reporting period.

Federal Funds Average is the average cost of Federal funds in the U. S. Banking System and is considered a measure of short-term Federal Reserve economic policy.

90-Day UST Bill Average is the average cost of money incurred by the U. S. Treasury in their weekly sales of 90-day U. S. Treasury Bills and is considered a measure of the trend of short-term interest rates.

Local Agency Investment Fund is an optional investment pool managed by the State Treasurer for local governments in California to participate in. The interest rate shown is the rate of investment return earned (on a comparable basis with the City of Sacramento) that was earned by those cities and counties in California that have elected to participate in the State Treasurer's pool. At the present time approximately \$200 million is invested in the State Treasurer's pool by various cities and counties. In addition, the State Treasurer manages the Pooled Money Investment Account (PMIA) of the State of California which is all the investment monies of the State of California of approximately \$4.5 billion.

The PMIA account presently and generally earns approximately .50% greater investment return than the LAIF. Therefore, the LAIF and PMIA yield are indicators of investment performance being achieved in similar time periods and with similar authorized investment vehicles by other portfolio managers and can be considered when judging investment performance by the City short-term investment funds.

Merrill Lynch Pierce Fenner and Smith Ready Asset Account is a short-term investment pool created by the private sector for individuals to invest in. The interest rate shown is the total rate of return earned in the reporting period. It should be considered that many authorized investments of this fund are not authorized for investment by the City of Sacramento or other public funds and generally provide higher investment yield. Therefore, the Ready Asset Account is an indicator of short-term investment performance being achieved in the private sector.

INVESTMENT HIGHLIGHT REPORT\*  
CITY OF SACRAMENTO SHORT-TERM INVESTMENT POOLS  
JULY 1, 1981 - OCTOBER 2, 1981

<u>1st Quarter</u>	<u>Average Daily Funds Invested</u>	<u>Interest Income Earned</u>	<u>Rate of Return</u>	<u>Investment Cost Recovery Fee</u>
City Pool A - (See attached A-5,7,9,&11)	\$47,385,186.38	\$ 1,754,959.24	14.38%	\$ 18,166.13
City Pool B - (See attached A-6,8,10 & 12)	19,945,400.83	621,376.64	12.10%	9,245.91
SHRA Pool C**	7,438,984.66	260,151.47	13.87%	3,375.04
SHRA Pool D**	11,140,372.97	407,731.17	14.52%	5,054.36
<b>1st QUARTER TOTALS &amp; AVERAGES</b>	<b><u>\$85,909,944.84</u></b>	<b><u>\$ 3,044,218.52</u></b>	<b><u>13.75%</u></b>	<b><u>\$ 35,841.44</u></b>
<u>FY through October 2, 1981</u>				
City Pool A	\$47,385,186.38	\$ 1,754,959.24	14.38%	\$ 18,166.13
City Pool B	19,945,400.83	621,376.64	12.10%	9,245.91
SHRA Pool C**	7,438,984.66	260,151.47	13.87%	3,375.04
SHRA Pool D**	11,140,372.97	407,731.17	14.52%	5,054.36
<b>FY TOTALS &amp; AVERAGES</b>	<b><u>\$85,909,944.84</u></b>	<b><u>\$ 3,044,218.52</u></b>	<b><u>13.75%</u></b>	<b><u>\$ 35,841.44***</u></b>

YIELDS OF VARIOUS MONEY MARKET INDICES AND SELECTED INVESTMENT FUNDS

	<u>1st Quarter</u>	<u>FY to Date</u>
Federal Funds Average	17.60%	17.60%
90-Day UST Bill Average	15.06%	15.06%
Local Agency Investment Fund (State Treasurer Pool)	12.42%	12.42%
Merrill Lynch Pierce Fenner & Smith Ready Asset Pool	16.97%	16.97%

\* Refer to A-2 for Glossary of Investment Terms Used in this Report.

\*\* SHRA Data is provided for City Finance Department information only. Supporting schedules have been reconciled and provided directly to the Agency.

\*\*\* Because of legal restrictions, the Sacramento City Employees Retirement System is not permitted to pay the investment cost recovery fee which totals \$3,799.81 for FY 81-82 to date. The \$3,799.81 is not included in the above-referenced total.

INVESTMENT ACTIVITY CONSUMATED  
July 1, 1981 through October 2, 1981

	<u>No. of Investment Transactions</u>	<u>\$ Amount of Investment Transactions</u>
<u>1st Quarter</u>		
City Pool A	266	\$ 241,410,736
City Pool B	6	6,886,972
SHRA Pool C	160	149,392,612
SHRA Pool D	<u>173</u>	<u>196,416.161</u>
Total Activity 1st Quarter	<u>605</u>	<u>\$ 594,106,481</u>
 <u>FY to Date</u>		
City Pool A	266	\$ 241,410,736
City Pool B	6	6,886,972
SHRA Pool C	160	149,392,612
SHRA Pool D	<u>173</u>	<u>196,416.161</u>
Total Activity through October 2, 1981	<u>605</u>	<u>\$ 594,106,481</u>

1  
 A-1  
 1st Qtr 81-82

CITY OF SACRAMENTO  
 TREASURY

A-5

PERIOD: 7/01/81 TO 10/02/81 EARNED INTEREST SUMMARY RUN ON: 12/10/81 PAGE: 4/17

FUND 100 - COMINGLED FUND

LINE NO.	PURCHASE DATE	COUPON O/R	RATE	DESCRIPTION	MATURITY DATE	PAR VALUE	BOOK VALUE	YIELD/365	DATE SOLD/MAT	INTEREST RECEIVED THIS PER	TOTAL/NET EARNINGS
8969	06/19/81	0	14.5000	U.S.T. NOTES	04/30/83	1,000,000.00	1,014,076.09	14.846			38,018.02
9844	07/21/81	0	15.6250	U.S.T. NOTES	05/31/83	1,000,000.00	1,016,970.63	15.887			32,068.33
10058	08/20/81	0	16.0000	U.S.T. NOTES	11/15/84	500,000.00	501,589.67	15.782			9,530.35
5979	01/05/81	0	12.3750	U.S. TREAS. NOTES	01/15/88	500,000.00	498,034.33	12.418		32,776.97	15,921.85
7193	03/23/81	0	12.3750	U.S. TREAS. NOTES	01/15/88	250,000.00	243,961.72	13.005		10,032.59	8,161.00
7360	03/23/81	0	12.3750	U.S. TREAS. NOTES	01/15/88	500,000.00	487,028.86	13.058		20,108.11	16,357.44
8086	01/05/81	0	12.3750	U.S. TREASURY NOTES	01/15/88	455,000.00	453,211.24	12.418		29,827.04	14,488.88
9651	04/19/81	0	12.3750	U.S. TREAS. NOTES	01/15/88	500,000.00	489,265.27	13.437		38,942.15	16,931.53
11129	08/17/81	0	14.8750	U.S. TREASURY NOTES	08/15/91	500,000.00	497,325.00	18.801	08/19/81	4,954.21	4,954.21
9834	07/02/81	0	13.3750	U.S.T. NOTES	08/15/01	1,000,000.00	995,625.00	0	07/02/81	-1,193.13	-1,193.13
9835	07/02/81	0	13.3750	U.S.T. NOTES	08/15/01	500,000.00	494,687.50	13.567			17,100.23
11460	06/24/81	0	12.7500	U.S. TREAS. NOTES	11/15/10	1,000,000.00	1,000,811.82	12.858			32,682.16
11461	07/28/81	0	12.7500	U.S. TREAS. NOTES	11/15/10	1,000,000.00	958,763.59	13.797			23,631.98
11462	08/24/81	0	12.7500	U.S. TREAS. NOTES	11/15/10	500,000.00	471,871.60	14.259			7,100.31
<b>SUBTOTAL TREASURY NOTES (ACTIVE) 4745 DAYS 7,705,000.00 7,630,272.32 7.374 135,447.94 235,753.16</b>											
9833	07/02/81	0	13.3750	U.S.T. BONDS	08/15/01	500,000.00	497,500.00	13.462			17,064.64
9837	07/02/81	0	13.3750	U.S.T. BONDS	08/15/01	500,000.00	498,242.19	13.435			17,055.24
10231	07/21/81	0	13.3750	UST BONDS	08/15/01	500,000.00	479,760.01	64.055	07/27/81	5,014.68	5,014.68
9831	07/01/81	0	12.7500	U.S.T. BONDS	11/15/10	500,000.00	492,985.73	13.148			16,416.76
9849	07/30/81	0	12.7500	U.S.T. BONDS	11/15/10	500,000.00	473,634.51	8.158	08/19/81	2,058.42	2,058.42
10232	07/21/81	0	12.7500	UST BONDS	11/15/10	500,000.00	477,387.91	54.389	07/27/81	4,164.39	4,164.39
10316	08/25/81	0	12.7500	UST NOTES	11/15/10	500,000.00	458,451.08	30.981	09/01/81	2,618.89	2,618.89
11385	09/29/81	0	12.7500	U.S.T. BOND	11/15/10	500,000.00	446,076.77	15.602			722.13
11395	07/02/81	0	12.7500	U.S.T. BONDS	11/15/10	500,000.00	485,659.97	13.408			16,307.13
<b>SUBTOTAL TREASURY BONDS (ACTIVE) 9245 DAYS 2,500,000.00 2,420,464.66 6.537 13,856.38 61,422.28</b>											
9847	07/27/81	0	15.9000	F.H.L. BANK	07/26/82	500,000.00	498,046.88	16.101			14,939.87
10066	08/25/81	0	16.0000	F.H.L. BANK	12/27/82	500,000.00	500,000.00	15.806			8,444.44
10061	08/25/81	0	16.0000	F.H.L. BANK	08/27/84	500,000.00	497,968.75	16.006			8,516.59
<b>SUBTOTAL FEDERAL HOME LOAN BANKS (ACTIVE) 602 DAYS 1,500,000.00 1,496,015.63 15.997 0.00 31,900.90</b>											
7951	04/10/81	0	13.7500	FNMA	04/10/85	350,000.00	349,125.00	13.741			12,354.91
7952	04/10/81	0	13.7500	FNMA	04/10/85	350,000.00	350,000.00	13.644			12,298.61
<b>SUBTOTAL FEDERAL NATIONAL MORTGAGE ASSOC. (ACTIVE) 1285 DAYS 700,000.00 699,125.00 13.693 0.00 24,653.52</b>											
9842	07/20/81	0	15.1500	FED. FARM CREDITS	07/21/86	500,000.00	498,125.00	0	07/20/81	156.25	156.25
<b>SUBTOTAL FEDERAL FARM CREDIT BANKS (ACTIVE) 0 DAYS 0.00 0.00 0.00 156.25 156.25</b>											



Pool A  
1st Qtr 81-82

CITY OF SACRAMENTO  
TREASURY

A-5

PERIOD: 7/01/81 TO 10/02/81 EARNED INTEREST SUMMARY RUN ON: 12/10/81 PAGE: 2/7

FUND 100 - COMINGLED FUND

LINE NO.	PURCHASE DATE	C/O/R	COUPON RATE	DESCRIPTION	MATURITY DATE	PAR VALUE	BOOK VALUE	YIELD 365	DATE SOLD/MAT	INTEREST RECEIVED THIS PER	TOTAL/NET EARNINGS
9929	08/10/81	0	7.1250	CLEVELAND ELECTRIC	01/15/90	200,000.00	132,989.58	16.848			3,290.13
9930	08/10/81	0	12.8750	AMERICAN EXPRESS CREDIT	01/15/91	125,000.00	113,148.87	15.522			2,572.64
9931	08/10/81	0	7.7500	VIRGINIA ELECTRIC POWER	06/01/99	228,000.00	131,921.75	18.023			3,427.24
9932	08/10/81	0	8.6250	DUKE POWER 1ST. HTG.	08/01/00	1,000,000.00	625,906.25	16.937			15,629.32
9933	08/10/81	0	7.5000	DUKE POWER	03/01/01	225,000.00	124,342.23	17.699		1,295.35	3,247.68
9934	08/10/81	0	7.6250	ILLINOIS POWER	06/01/03	500,000.00	286,057.29	17.248			7,112.85
9935	08/10/81	0	8.0000	COMMONWEALTH EDISON	10/15/03	250,000.00	145,763.89	17.856			3,681.85
9936	08/10/81	0	8.5000	FLORIDA POWER & LIGHT	01/01/04	100,000.00	61,545.83	16.850			1,511.35
9937	08/10/81	0	7.7500	POTOMAC ELECTRIC POWER	03/15/04	250,000.00	139,857.55	17.344		2,366.23	3,576.26
SUBTOTAL CORPORATE BONDS (ACTIVE) 6759 DAYS						2,878,000.00	1,761,533.24	16.902		3,661.58	44,049.32
8930	06/01/81	0	9.5000	GNMA POOL 32708	09/15/09	242,341.00	223,256.64	11.504	07/01/81	2,110.92	136.98
9446	07/01/81	0	9.5000	GNMA POOL 32708	09/15/09	239,897.89	221,005.92	10.336	08/01/81	1,940.08	1,940.08
10389	08/01/81	0	9.5000	GNMA POOL 32708	09/15/09	239,378.63	220,527.55	10.268	09/01/81	1,923.10	1,923.10
10502	09/01/81	0	9.5000	GNMA POOL 32708	09/15/09	239,022.87	220,199.81	10.513	10/01/81	1,902.76	1,902.76
10908	10/01/81	0	9.5000	GNMA POOL 32708	09/15/09	238,889.48	220,076.92	10.760			129.76
8909	06/01/81	0	9.5000	GNMA POOL 34704	10/15/09	751,795.91	692,591.99	10.517	07/01/81	5,986.56	436.55
8912	06/01/81	0	9.5000	GNMA POOL 33535	10/15/09	942,467.25	868,247.97	14.280	07/01/81	10,190.86	2,514.80
9141	06/01/81	0	9.5000	GNMA GPM POOL 90638	10/15/09	2,071,044.44	1,826,129.57	10.924	07/01/81	16,395.77	709.01
9416	07/01/81	0	9.5000	GNMA POOL 34704	10/15/09	751,353.45	692,184.37	10.312	08/01/81	6,062.09	6,062.09
9419	07/01/81	0	9.5000	GNMA POOL 33535	10/15/09	907,804.84	836,315.22	10.174	08/01/81	7,226.20	7,226.20
9473	07/01/81	0	9.5000	GNMA GPM POOL 90638	10/15/09	2,073,563.54	1,828,648.67	11.472	08/01/81	17,817.06	17,817.06
10365	08/01/81	0	9.5000	GNMA POOL 34704	10/15/09	749,907.33	690,852.13	10.283	09/01/81	6,033.69	6,033.69
10368	08/01/81	0	9.5000	GNMA POOL 33535	10/15/09	907,304.44	835,854.23	10.174	09/01/81	7,222.56	7,222.56
10407	08/01/81	0	9.5000	GNMA GPM POOL 90638	10/15/09	2,061,699.12	1,818,185.59	10.570	09/01/81	16,321.79	16,321.79
10484	09/01/81	0	9.5000	GNMA POOL 34704	10/15/09	748,676.55	689,718.27	10.582	10/01/81	5,998.77	5,998.77
10487	09/01/81	0	9.5000	GNMA POOL 33535	10/15/09	906,799.87	835,389.39	10.514	10/01/81	7,218.90	7,218.90
10568	09/01/81	0	9.5000	GNMA GPM POOL 90638	10/15/09	2,063,827.14	1,820,313.61	10.920	10/01/81	16,338.64	16,338.64
10893	10/01/81	0	9.5000	GNMA POOL 34704	10/15/09	747,765.42	688,878.89	10.760			406.15
10896	10/01/81	0	9.5000	GNMA POOL 33535	10/15/09	906,291.10	834,920.69	10.760			492.26
10984	10/01/81	0	9.5000	GNMA GPM POOL 90638	10/15/09	2,065,680.51	1,822,166.98	11.395			1,137.78
8918	06/01/81	0	9.5000	GNMA POOL 32997	12/15/09	943,602.02	869,293.35	10.514	07/01/81	7,512.44	171.60
9425	07/01/81	0	9.5000	GNMA POOL 32997	12/15/09	943,065.34	868,798.93	10.176	08/01/81	7,508.55	7,508.55
10374	08/01/81	0	9.5000	GNMA POOL 32997	12/15/09	942,524.18	868,300.39	10.176	09/01/81	7,504.62	7,504.62
10493	09/01/81	0	9.5000	GNMA POOL 32997	12/15/09	941,978.51	867,797.69	10.516	10/01/81	7,500.66	7,500.66
10899	10/01/81	0	9.5000	GNMA POOL 32997	12/15/09	941,428.30	867,290.81	10.758			511.25
8897	06/01/81	0	11.0000	GNMA POOL 38990	01/15/10	1,009,822.87	984,103.94	11.457	07/01/81	9,266.76	63.75
8915	06/01/81	0	11.0000	GNMA POOL 39406	01/15/10	993,514.50	968,210.94	11.470	07/01/81	9,127.55	52.28
8933	06/01/81	0	11.0000	GNMA POOL 38944	01/15/10	992,425.59	971,646.67	11.401	07/01/81	9,105.26	51.59
9404	07/01/81	0	11.0000	GNMA POOL 38990	01/15/10	1,009,428.30	983,719.42	11.087	08/01/81	9,263.24	9,263.24

Pool A  
1st Qtr 81-82

CITY OF SACRAMENTO  
TREASURY

A-5

PERIOD: 7/01/81 TO 10/02/81

EARNED INTEREST SUMMARY

RUN ON: 12/10/81 PAGE: 3/7

FUND 100 - COMINGLED FUND

LINE NO.	PURCHASE DATE	COUPON O/R	RATE	DESCRIPTION	MATURITY DATE	PAR VALUE	BOOK VALUE	YIELD/365	DATE SOLD/MAT	INTEREST RECEIVED THIS PER	TOTAL/NET EARNINGS	
9422	07/01/81	0	11.0000	GNMA POOL 39406	01/15/10	992,716.10	967,432.87	11.477	08/01/81	9,429.81	9,429.81	
9449	07/01/81	0	11.0000	GNMA POOL 38944	01/15/10	992,042.63	971,271.73	11.034	08/01/81	9,101.79	9,101.79	
10356	08/01/81	0	11.0000	GNMA POOL 38990	01/15/10	1,009,029.95	983,331.22	11.088	09/01/81	9,260.19	9,260.19	
10371	08/01/81	0	11.0000	GNMA POOL 39406	01/15/10	979,762.59	954,809.27	11.493	09/01/81	9,320.35	9,320.35	
10392	08/01/81	0	11.0000	GNMA POOL 38944	01/15/10	991,657.78	970,874.94	11.034	09/01/81	9,098.35	9,098.35	
10475	09/01/81	0	11.0000	GNMA POOL 38990	01/15/10	1,008,608.05	982,920.07	11.458	10/01/81	9,256.43	9,256.43	
10490	09/01/81	0	11.0000	GNMA POOL 39406	01/15/10	966,444.65	941,830.52	11.458	10/01/81	8,870.05	8,870.05	
10505	09/01/81	0	11.0000	GNMA POOL 38944	01/15/10	991,269.17	970,514.47	11.402	10/01/81	9,094.90	9,094.90	
10942	10/01/81	0	11.0000	GNMA POOL 38990	01/15/10	1,008,181.73	982,504.61	11.537				621.08
10951	10/01/81	0	11.0000	GNMA POOL 39406	01/15/10	966,014.01	941,410.85	11.536				595.10
10954	10/01/81	0	11.0000	GNMA POOL 38944	01/15/10	990,873.55	970,127.13	11.467				609.55
8900	06/01/81	0	11.0000	GNMA POOL 34752	02/15/10	984,589.13	959,512.88	11.838	07/01/81	9,336.26	239.12	
8903	06/01/81	0	11.0000	GNMA POOL 38419	02/15/10	965,469.14	940,879.85	11.458	07/01/81	8,861.04	-59.44	
9407	07/01/81	0	11.0000	GNMA POOL 34752	02/15/10	972,384.56	947,619.15	11.091	08/01/81	8,926.46	8,926.46	
9410	07/01/81	0	11.0000	GNMA POOL 38419	02/15/10	965,032.36	940,454.19	11.246	08/01/81	8,982.68	8,982.68	
10329	08/01/81	0	11.0000	GNMA POOL 38419	02/15/10	959,662.45	935,221.04	11.287	09/01/81	8,965.48	8,965.48	
10359	08/01/81	0	11.0000	GNMA POOL 34752	02/15/10	971,877.50	947,125.00	11.091	09/01/81	8,922.00	8,922.00	
10463	09/01/81	0	11.0000	GNMA POOL 38419	02/15/10	953,035.19	928,762.57	11.459	10/01/81	8,747.38	8,747.38	
10478	09/01/81	0	11.0000	GNMA POOL 34752	02/15/10	971,362.74	946,623.35	11.461	10/01/81	8,917.32	8,917.32	
10939	10/01/81	0	11.0000	GNMA POOL 38419	02/15/10	952,585.96	928,324.78	11.536				586.82
10945	10/01/81	0	11.0000	GNMA POOL 34752	02/15/10	970,846.89	946,120.64	11.536				598.07
8906	06/01/81	0	11.0000	GNMA POOL 38980	03/15/10	970,209.19	945,499.17	11.457	07/01/81	8,903.20	-60.89	
9413	07/01/81	0	11.0000	GNMA POOL 38980	03/15/10	969,831.30	945,130.90	11.087	08/01/81	8,899.84	8,899.84	
10362	08/01/81	0	11.0000	GNMA POOL 38980	03/15/10	969,449.79	944,759.11	11.087	09/01/81	8,896.43	8,896.43	
10481	09/01/81	0	11.0000	GNMA POOL 38980	03/15/10	969,064.62	944,383.75	11.457	10/01/81	8,892.99	8,892.99	
10948	10/01/81	0	11.0000	GNMA POOL 38980	03/15/10	968,675.76	944,004.79	11.536				596.72
8921	06/01/81	0	11.0000	GNMA POOL 43165	08/15/10	991,538.90	914,385.21	12.134	07/01/81	9,119.09	187.01	
9428	07/01/81	0	11.0000	GNMA POOL 43165	08/15/10	991,153.49	914,029.79	11.743	08/01/81	9,115.85	9,115.85	
10377	08/01/81	0	11.0000	GNMA POOL 43165	08/15/10	990,764.39	913,670.97	11.743	09/01/81	9,112.58	9,112.58	
10553	09/01/81	0	11.0000	GNMA POOL 43165	08/15/10	990,371.56	913,308.71	14.632	10/01/81	10,983.49	10,983.49	
10978	10/01/81	0	11.0000	GNMA POOL 43165	08/15/10	965,888.34	890,730.58	12.386				604.52
8927	06/01/81	0	11.0000	GNMA POOL 43285	02/27/11	1,002,691.47	933,756.44	12.009	07/01/81	9,216.22	165.50	
9443	07/01/81	0	11.0000	GNMA POOL 43285	02/27/11	1,002,304.66	933,396.22	11.833	08/01/81	9,380.81	9,380.81	
10386	08/01/81	0	11.0000	GNMA POOL 43285	02/27/11	999,472.23	930,758.52	11.622	09/01/81	9,187.03	9,187.03	
10556	09/01/81	0	11.0000	GNMA POOL 43285	02/27/11	999,080.82	930,394.02	12.290	10/01/81	9,398.45	9,398.45	
10981	10/01/81	0	11.0000	GNMA POOL 43285	02/27/11	995,562.03	927,117.15	12.227				621.14
SUBTOTAL GNMA						(ACTIVE)*** DAYS	12,718,683.08	11,963,674.82	11.206		453,675.30	347,286.85
7941	04/13/81	0	15.3200	TOYA B. A.	07/08/81	750,000.00	722,551.67	16.123	MATURED	27,448.33	2,234.17	
7942	04/13/81	0	15.3000	MITSUBISHI BANK-B.A.	07/08/81	1,000,000.00	963,450.00	16.101	MATURED	36,550.00	2,975.00	

Pool A  
1st Qtr 81-82

CITY OF SACRAMENTO  
TREASURY

A-5

EARNED INTEREST SUMMARY

RUN ON 12/10/81 PAGE 4/7

PERIOD: 7/01/81 TO 10/02/81

FUND 100 - COMINGLED FUND

LINE NO.	PURCHASE DATE	COUPON O/R	RATE	DESCRIPTION	MATURITY DATE	PAR VALUE	BOOK VALUE	YIELD/365	DATE SOLD/HAT	INTEREST RECEIVED THIS PER	TOTAL/NET EARNINGS
6756	02/26/81	O	15.2000	SUMITOMO-BA	07/09/81	1,000,000.00	943,844.44	16.328	MATURED	56,155.56	3,377.78
8071	04/29/81	O	15.8500	KAI BANK, N. Y. -BA	07/20/81	1,000,000.00	963,897.22	16.672	MATURED	36,102.78	8,365.28
9945	02/26/81	O	15.2000	FINGI BK, N.Y. B.A.	08/07/81	300,000.00	279,480.00	16.543	MATURED	20,520.00	4,686.67
9944	02/26/81	O	15.2000	MITSUBISHI BK. B.A.	08/14/81	400,000.00	371,457.78	16.595	MATURED	28,542.22	7,431.11
7945	04/20/81	O	15.5500	MITSUBISHI BANK, N.Y. - B	08/17/81	2,000,000.00	1,898,061.11	16.473	MATURED	101,938.89	40,261.58
9522	06/17/81	O	16.4500	FUGU LA B.A.	08/28/81	1,000,000.00	967,170.00	17.208	MATURED	32,830.00	26,446.39
9589	04/30/81	O	16.0000	MITSUBISHI BANK NY B.A.	08/31/81	2,000,000.00	1,891,555.56	17.013	MATURED	108,444.44	53,781.39
9855	05/22/81	O	18.6000	BANK OF TOKYO B.A.	08/31/81	1,000,000.00	947,816.67	20.015	07/31/81	36,381.94	15,715.27
10418	05/07/81	O	17.4500	BANK OF TOKYO B. A.	09/28/81	1,200,000.00	1,116,240.00	18.973	09/10/81	73,110.00	41,118.33
9511	05/07/81	O	17.6500	DAI TCHI KANAGO B.A.	10/28/81	1,000,000.00	914,691.67	19.522	09/10/81	61,641.66	34,676.38
9521	06/12/81	O	15.9500	DAI TCHI B.A.	11/02/81	1,000,000.00	936,643.06	17.265			41,647.22
9519	06/12/81	O	15.6000	YASUDA B.A.	12/04/81	1,000,000.00	924,166.67	17.115			40,733.33
SUBTOTAL BA, FOREIGN (ACTIVE) 46 DAYS						2,000,000.00	1,860,809.73	17.894		619,665.82	323,449.90
8886	06/30/81	R	18.0000	REPO-FBA	07/01/81	915,638.30	860,700.00	18.250	MATURED	430.35	
8889	06/30/81	R	18.0000	TOKYO BANK	07/01/81	1,875,000.00	1,800,000.00	18.250	MATURED	900.00	
9606	07/01/81	R	20.0000	DAI ICHI N.Y. B.A.	07/02/81	1,615,625.00	1,551,000.00	20.278	MATURED	861.66	861.66
9608	07/01/81	R	20.0000	TOYO TRUST & BANK	07/02/81	22,750.00	18,000.00	20.278	MATURED	10.00	10.00
9610	07/01/81	R	20.0000	TOKAI L.A.	07/02/81	2,000,000.00	1,900,000.00	20.278	MATURED	1,055.55	1,055.55
9611	07/02/81	R	20.0000	SAITAMA B.A.	07/06/81	487,500.00	487,500.00	20.278	MATURED	1,083.33	1,083.33
9614	07/02/81	R	20.0000	REPO-FBA	07/06/81	956,000.00	956,000.00	20.278	MATURED	2,124.44	2,124.44
9616	07/06/81	R	20.0000	REPO-FBA	07/07/81	860,714.28	844,000.00	20.266	MATURED	468.61	468.61
9619	07/06/81	R	20.0000	REPO-FBA	07/07/81	500,000.00	400,000.00	20.278	MATURED	222.22	222.22
9623	07/08/81	R	18.5000	REPO-C.D.	07/09/81	58,000.00	58,000.00	18.760	MATURED	29.81	29.81
9627	07/09/81	R	20.0000	FUGI N.Y.	07/10/81	1,000,000.00	1,000,000.00	20.278	MATURED	555.56	555.56
9628	07/09/81	R	20.0000	DAI ICHI B.A.	07/10/81	1,757,600.00	1,757,600.00	20.278	MATURED	976.45	976.45
9631	07/10/81	R	19.2500	REPO-FBA	07/13/81	1,000,000.00	800,000.00	19.517	MATURED	1,283.33	1,283.33
9632	07/10/81	R	19.2500	REPO-FBA	07/13/81	1,549,583.33	1,487,600.00	19.517	MATURED	2,386.36	2,386.36
9635	07/13/81	R	18.5000	REPO-FBA	07/14/81	1,000,000.00	1,000,000.00	18.757	MATURED	513.88	513.88
9636	07/13/81	R	18.5000	REPO-FBA	07/14/81	668,400.00	668,400.00	18.757	MATURED	343.48	343.48
9639	07/13/81	R	17.0000	U.S.T.	07/14/81	600,000.00	600,000.00	17.236	MATURED	283.33	283.33
9640	07/14/81	R	17.7500	REPO-FBA	07/15/81	1,670,400.00	1,670,400.00	17.997	MATURED	823.60	823.60
9643	07/15/81	R	16.7500	REPO-FBA	07/16/81	1,635,684.21	1,553,900.00	16.983	MATURED	722.99	722.99
9646	07/16/81	R	18.5000	REPO-FBA	07/17/81	1,000,000.00	1,000,000.00	18.757	MATURED	513.89	513.89
9647	07/16/81	R	18.5000	REPO-FBA	07/17/81	1,470,729.16	1,603,900.00	18.757	MATURED	824.22	824.22
9682	07/16/81	R	18.1250	REPO-C.P.	07/17/81	700,000.00	700,000.00	18.386	MATURED	352.61	352.61
9656	07/17/81	R	17.7500	REPO-FBA	07/20/81	1,464,939.14	1,403,900.00	17.997	MATURED	2,076.60	2,076.60
9740	07/17/81	R	17.7500	REPO-FBA	07/20/81	2,000,000.00	1,900,000.00	17.997	MATURED	2,810.42	2,810.42
9660	07/20/81	R	17.0000	REPO-FBA	07/21/81	116,900.00	116,900.00	17.235	MATURED	55.20	55.20
9662	07/20/81	R	18.0000	REPO-FBA	07/21/81	4,058,762.89	3,937,000.00	18.250	MATURED	1,968.50	1,968.50

Pool A  
1st Qtr 81-82

CITY OF SACRAMENTO  
TREASURY

A-5

PERIOD: 7/01/81 TO 10/02/81

EARNED INTEREST SUMMARY

RUN ON: 12/10/81 PAGE: 15/17

FUND 100 - COMINGLED FUND

LINE NO.	PURCHASE DATE	COUPON O/R	RATE	DESCRIPTION	MATURITY DATE	PAR VALUE	BOOK VALUE	YIELD/365	DATE SOLD/MAT	INTEREST RECEIVED THIS PER	TOTAL/NET EARNINGS
9741	07/21/81	R	18.8750	REPO-FBA	07/22/81	1,941,734.69	1,902,900.00	19.137	MATURED	997.70	997.70
9667	07/22/81	R	21.0000	REPO-C.P.	07/23/81	1,517,900.00	1,517,900.00	21.304	MATURED	885.96	885.96
9670	07/23/81	R	19.6250	REPO-C.P.	07/24/81	917,900.00	917,900.00	19.909	MATURED	500.66	500.66
9673	07/24/81	R	18.2500	REPO-FBA	07/27/81	1,000,000.00	850,000.00	18.503	MATURED	1,292.70	1,292.70
9674	07/24/81	R	18.2500	REPO-FBA	07/27/81	1,208,533.34	1,133,000.00	18.503	MATURED	1,723.10	1,723.10
9971	07/27/81	R	17.7500	REPO-C.P.	07/28/81	184,000.00	184,000.00	18.006	MATURED	90.77	90.77
9968	07/28/81	R	17.7500	REPO-FBA	07/29/81	233,737.37	231,400.00	17.996	MATURED	114.09	114.09
9685	07/29/81	R	17.7500	REPO-FBA	07/30/81	351,818.80	348,300.00	17.996	MATURED	171.73	171.73
9980	08/03/81	R	17.3750	REPO-FBA	08/04/81	126,568.97	122,350.00	17.616	MATURED	59.05	59.05
9983	08/04/81	R	19.8750	REPO-FBA	08/05/81	908,270.00	908,270.00	20.151	MATURED	501.44	501.44
10011	08/19/81	R	18.8000	REPO-FBA	08/20/81	900,670.00	900,670.00	19.061	MATURED	470.35	470.35
10048	08/20/81	R	18.3750	REPO-FBA	08/21/81	787,448.65	728,390.00	18.630	MATURED	371.78	371.78
10017	08/21/81	R	17.0000	REPO-C.P.	08/24/81	1,800,665.00	1,800,665.00	17.261	MATURED	2,554.56	2,554.56
10020	08/24/81	R	17.7500	REPO-FBA	08/25/81	885,820.00	885,820.00	17.997	MATURED	436.76	436.76
10286	08/24/81	R	17.7500	REPO-FBA	08/25/81	1,009,180.00	1,009,180.00	17.996	MATURED	497.58	497.58
10309	08/24/81	R	17.7500	REPO-FBA	08/25/81	920,720.00	920,720.00	17.997	MATURED	453.97	453.97
10025	08/25/81	R	17.0000	REPO-FBA	08/26/81	470,110.34	454,440.00	17.236	MATURED	214.60	214.60
10029	08/25/81	R	17.0000	REPO-FBA	08/26/81	1,000,000.00	950,000.00	17.236	MATURED	448.61	448.61
10307	08/25/81	R	17.0000	REPO-FBA	08/26/81	12,164.00	12,164.00	17.224	MATURED	5.74	5.74
10030	08/26/81	R	16.0000	REPO-FBA	08/27/81	14,978.47	14,604.00	16.221	MATURED	6.49	6.49
10245	08/27/81	R	17.0000	REPO-FBA	08/28/81	948,560.00	948,560.00	17.236	MATURED	447.93	447.93
10035	08/28/81	R	16.0000	REPO-FBA	08/31/81	985,660.34	952,805.00	16.222	MATURED	1,270.41	1,270.41
10052	08/31/81	R	16.0000	REPO-C.P.	09/01/81	3,004,605.00	3,004,605.00	16.230	MATURED	1,335.98	1,335.98
10593	09/01/81	R	17.2500	REPO-FBA	09/02/81	1,000,000.00	1,000,000.00	17.490	MATURED	479.17	479.17
10594	09/01/81	R	17.2500	REPO-FBA	09/02/81	500,000.00	500,000.00	17.489	MATURED	239.58	239.58
10595	09/01/81	R	17.2500	REPO-FBA	09/02/81	841,000.00	841,000.00	17.490	MATURED	402.98	402.98
10598	09/02/81	R	17.6250	REPO-FBA	09/03/81	1,000,000.00	900,000.00	17.870	MATURED	440.62	440.62
10599	09/02/81	R	17.7500	REPO-FBA	09/03/81	819,191.90	811,000.00	17.997	MATURED	399.87	399.87
10602	09/03/81	R	16.0000	REPO-FBA	09/04/81	394,000.00	394,000.00	16.222	MATURED	175.11	175.11
10605	09/03/81	R	17.1250	REPO-FBA	09/04/81	918,888.89	917,000.00	17.363	MATURED	436.21	436.21
10608	09/04/81	R	17.0000	REPO-FBA	09/08/81	341,000.00	341,000.00	17.236	MATURED	644.11	644.11
10614	09/10/81	R	16.3750	REPO-FBA	09/11/81	1,780,817.18	1,770,000.00	16.602	MATURED	805.10	805.10
10617	09/11/81	R	16.5000	REPO-FBA	09/14/81	2,769,552.13	2,741,000.00	16.729	MATURED	3,768.87	3,768.87
10620	09/14/81	R	16.5000	REPO-FBA	09/15/81	1,914,936.66	1,891,000.00	16.729	MATURED	866.71	866.71
10623	09/15/81	R	15.7500	REPO-FBA	09/16/81	2,441,000.00	2,441,000.00	15.969	MATURED	1,067.94	1,067.94
10628	09/16/81	R	15.9000	REPO-FBA	09/17/81	2,909,183.72	2,851,000.00	16.121	MATURED	1,259.19	1,259.19
10634	09/17/81	R	15.7500	REPO-FBA	09/18/81	2,000,000.00	1,975,000.00	15.969	MATURED	864.06	864.06
10635	09/17/81	R	15.7500	REPO-FBA	09/18/81	1,000,000.00	975,000.00	15.969	MATURED	426.56	426.56
10671	09/17/81	R	15.7500	REPO-FBA	09/18/81	933,781.56	926,000.00	15.969	MATURED	405.12	405.12
10636	09/18/81	R	14.7500	REPO-C.P.	09/21/81	4,251,000.00	4,251,000.00	14.973	MATURED	5,231.62	5,231.62
10639	09/21/81	R	15.1250	REPO-FBA	09/22/81	96,000.00	96,000.00	15.334	MATURED	40.33	40.33

Pool A  
1st Qtr 81-82

CITY OF SACRAMENTO  
TREASURY

A-5

EARNED INTEREST SUMMARY

PERIOD: 7/01/81 TO 10/02/81

RUN ON: 12/10/81 PAGE: 1/17

FUND 100 - COMINGLED FUND

LINE NO.	PURCHASE DATE	COUPON O/R	RATE	DESCRIPTION	MATURITY DATE	PAR VALUE	BOOK VALUE	YIELD/365	DATE SOLD/MAT	INTEREST RECEIVED THIS PER	TOTAL/NET EARNINGS
10642	09/21/81	R	15.1250	REPO-FBA	09/22/81	3,831,632.70	3,755,000.00	15.335	MATURED	1,577.62	1,577.62
10644	09/22/81	R	14.2500	REPO-FBA	09/23/81	2,928,282.79	2,899,000.00	14.448	MATURED	1,147.52	1,147.52
10647	09/23/81	R	13.2500	REPO-C.P.	09/24/81	2,949,000.00	2,949,000.00	13.439	MATURED	1,085.80	1,085.80
10650	09/24/81	R	14.5000	REPO-C.P.	09/25/81	91,457.29	91,000.00	14.700	MATURED	36.65	36.65
10652	09/24/81	R	14.5000	REPO-C.P.	09/25/81	549,246.20	546,500.00	14.702	MATURED	220.12	220.12
10654	09/24/81	R	14.5000	REPO-C.P.	09/25/81	2,100,000.00	2,089,500.00	14.701	MATURED	841.60	841.60
10655	09/24/81	R	14.5000	REPO-C.P.	09/25/81	1,100,000.00	1,094,500.00	14.701	MATURED	440.84	440.84
10656	09/25/81	R	13.7500	REPO-FBA	09/28/81	4,158,550.00	4,151,000.00	13.941	MATURED	4,756.35	4,756.35
10659	09/28/81	R	14.1250	REPO-C.P.	09/29/81	4,551,000.00	4,551,000.00	14.327	MATURED	1,786.34	1,786.34
10672	09/29/81	R	13.2500	REPO-C.P.	09/30/81	2,355,800.00	2,355,500.00	13.439	MATURED	867.27	867.27
10666	09/30/81	R	16.0000	REPO-C.P.	10/01/81	1,346,700.00	1,346,700.00	16.222	MATURED	598.53	598.53
11060	10/01/81	R	15.2500	REPO-C.P.	10/02/81	176,200.00	176,200.00	15.462	MATURED	74.64	74.64
11063	10/01/81	R	15.2500	REPO-C.P.	10/02/81	1,400,000.00	1,400,000.00	15.462	MATURED	593.05	593.05
11064	10/02/81	R	17.2500	REPO-C.P.	10/05/81	86,000.00	86,000.00	17.490			41.21
11066	10/02/81	R	17.2500	REPO-C.P.	10/05/81	1,890,200.00	1,890,200.00	17.490			905.72
SUBTOTAL REPURCHASE AGREEMENTS (ACTIVE) 3 DAYS						1,976,200.00	1,976,200.00	16.905		70,507.83	70,124.41
742B	02/25/81	D	14.8200	C. MANHATTAN-C/P	08/24/81	2,000,000.00	1,851,800.00	16.228	MATURED	148,200.00	44,460.00
SUBTOTAL COMMERCIAL PAPER, DISCOUNT-BASED (ACTIVE) 0 DAYS						0.00	0.00	16.228		148,200.00	44,460.00
8962	06/17/81	D	18.6250	SAN DIEGO FED. C.D.	07/17/81	1,000,000.00	1,000,000.00	18.884	MATURED	15,520.83	8,277.77
9946	06/17/81	D	18.6250	SAN DIEGO FED. C.D.	08/14/81	1,000,000.00	1,000,000.00	18.884	MATURED	30,006.94	22,763.88
9841	07/17/81	D	18.6250	SAN DIEGO FED. S&L NCD	09/15/81	1,000,000.00	1,000,000.00	18.884	MATURED	31,041.67	31,041.67
10227	06/17/81	D	17.7500	STATE SAVINGS & LOAN	02/01/82	1,000,000.00	1,000,000.00	18.188		52,263.31	46,839.70
10055	08/14/81	D	18.7500	SAN DIEGO FED. NCD	02/10/82	500,000.00	500,000.00	19.010			13,020.83
8465	02/25/81	D	15.1250	SEATTLE 1ST NAT'L BANK C	02/22/82	1,000,000.00	1,000,000.00	15.335			39,493.06
10870	06/01/81	D	16.8750	B.A. CORP.	06/01/82	1,000,000.00	1,000,000.00	17.109			44,062.50
10225	06/17/81	D	16.5000	STATE SAVINGS & LOAN	06/16/82	500,000.00	500,000.00	16.907		24,291.49	21,770.66
8702	01/05/81	D	13.5000	CAP FED SAV & LOAN NCD	01/05/83	750,000.00	750,000.00	13.688		50,906.25	26,437.50
10220	02/26/81	D	14.7500	N. CAROLINA-N C D	02/28/83	1,500,000.00	1,500,000.00	14.955		111,239.58	57,770.83
7182	03/16/81	D	14.8000	CROCKER BANK-NCD	03/15/83	1,125,000.00	1,125,000.00	15.006		85,100.00	43,475.00
7190	03/20/81	D	13.7500	1ST NATL BANK OF CHICAGO	03/22/83	500,000.00	500,000.00	13.941		35,520.83	17,951.38
7259	03/20/81	D	13.7500	LST NATL BK CHICAGO-NCD	03/22/83	500,000.00	500,000.00	13.941		35,520.83	17,951.38
7947	04/02/81	D	14.2500	1ST CHICAGO-NCD	04/05/83	750,000.00	750,643.26	14.393			27,823.76
8955	06/01/81	D	15.7500	CROCKER BANK C.D.	05/27/83	2,000,000.00	2,000,000.00	15.969			82,250.00
8701	01/05/81	D	13.2500	CAPITAL FED SAV&LOAN NCD	01/05/84	750,000.00	750,000.00	13.434		49,963.54	25,947.91
7171	03/16/81	D	14.6000	CROCKER BANK-NCD	03/14/84	750,000.00	750,000.00	14.803		55,966.66	28,591.66
10067	08/26/81	D	16.7500	NATIONAL CITY N.C.D	08/27/84	1,000,000.00	1,000,000.00	16.983			17,680.56
5397	06/02/80	D	10.5000	BANK OF AMERICA-NCD	06/03/85	3,000,000.00	3,000,000.00	10.646			82,250.00
SUBTOTAL NEGOTIABLE CERT OF DEPOSIT (ACTIVE) 657 DAYS						16,625,000.00	16,625,643.26	14.906		577,341.93	655,400.05
FUND TOTAL (ACTIVE) 4463 DAYS						48,602,883.08	46,433,738.66			2,022,513.03	1,858,656.64

Pool A  
1st Qtr 81-82

CITY OF SACRAMENTO  
TREASURY

A-5

PERIOD: 7/01/81 TO 10/02/81 EARNED INTEREST SUMMARY RUN ON 12/10/81 PAGE 7/7

FUND 100 - COMINGLED FUND

LINE NO.	PURCHASE DATE	COUPON O/R	RATE	DESCRIPTION	MATURITY DATE	PAR VALUE	BOOK VALUE	YIELD/365	DATE SOLD/MAT	INTEREST RECEIVED THIS PER	TOTAL/NET EARNINGS
----------	---------------	------------	------	-------------	---------------	-----------	------------	-----------	---------------	----------------------------	--------------------

FUND STATISTICS--

AVERAGE DAILY INVESTMENT BALANCE	50,185,094.70
EARNED INTEREST YIELD THIS PERIOD	14.381
WEIGHTED AVG YIELD AT END OF PERIOD	14.044
TOTAL INTEREST EARNED FOR FUTURE RECEIPT	1,212,280.91

Total From Pg. b → 1,852,656.64  
 ① Transferred to Pool B → (103,697.40)  
 ② To B, Apportioned to Pool A → 1,754,959.24

50,185,094.70  
 Transferred to Pool B → (2,799,908.32)  
 Amount Invested for Pool A → 47,385,186.38

Calculation of Investment Cost Recovery Fee

→ 47,385,186.38 (Avgr. Inv. Bal.) x .0018 (Annual Rate) ÷ 365  $\frac{\text{Days}}{\text{Yr}}$  x 94  $\frac{\text{Days}}{\text{1st Qtr}}$  = \$21,965.94 (3)

① 2,799,908.32 x 14.381% (Yield) ÷ 365 x 94 = 103,697.40

② Refer To Pg. A-9 for Apportionment of Interest

③ Refer To Pg. A-11 for Apportionment of Investment Cost Recovery Fee

Note: \$5,000,000 State S&L NCD, 18.25%, purch 6/17/81, maturity 12/14/81 (Ref Line 5945 on 4th Qtr 81-82 report) was transferred to Pool B on 8/3/81. This purchase has no interest earned 30 days interest for Pool A (\$16,729.17) and was previously detailed; however the interest will be added to the 2nd Qtr 81-82 report.

Pool B

1st Qtr 81-82

CITY OF SACRAMENTO  
TREASURY

A-6

PERIOD: 7/01/81 TO 10/02/81

EARNED INTEREST SUMMARY

RUN ON: 12/10/81 PAGE: 1/2

FUND 99 - INVESTMENT POOL B

LINE NO.	PURCHASE DATE	COUPON O/R	RATE	DESCRIPTION	MATURITY DATE	PAR VALUE	BOOK VALUE	YIELD/365	DATE SOLD/MAT	INTEREST RECEIVED THIS PER	TOTAL NET EARNINGS
179	09/03/80	0	11.0000	BANK OF AMERICA, 1211 K	07/01/81	1,700,000.00	1,700,000.00	0.	MATURED	47,269.45	0.01
221	08/05/80	0	9.6250	CALIFORNIA CANADIAN BANK	07/01/81	1,000,000.00	1,000,000.00	0.	MATURED	24,329.86	
217	12/30/80	0	13.1250	SACRAMENTO SAVINGS AND L	12/30/81	850,000.00	850,000.00	13.307		28,510.42	29,130.21
SUBTOTAL TIME DEPOSITS (ACTIVE) 89 DAYS 850,000.00 850,000.00 13.307 100,109.73 29,130.22											
2035	11/30/79	0	12.1250	U S TRES NOTES	11/30/81	1,000,000.00	1,004,146.29	11.081			29,010.92
2038	12/04/79	0	10.3750	U S TRES NOTES	05/15/85	1,000,000.00	998,194.13	10.353			26,604.75
9839	07/02/81	0	14.0000	U.S.T. NOTES	06/30/85	1,000,000.00	989,208.56	14.476			36,472.99
7361	03/23/81	0	12.3750	U.S. TREAS. NOTES	01/15/88	250,000.00	243,961.72	13.005		10,032.59	8,161.00
8087	01/05/81	0	12.3750	U.S. TREASURY NOTES	01/15/88	45,000.00	44,823.09	12.418		2,949.93	1,432.98
9840	07/07/81	0	14.0000	U.S.T. NOTES	07/15/88	500,000.00	497,764.19	14.033			16,841.06
SUBTOTAL TREASURY NOTES (ACTIVE) 1224 DAYS 3,795,000.00 3,778,097.98 12.319 12,982.52 118,523.70											
2036	11/30/79	0	11.6000	FHLB DEBS	05/25/83	1,000,000.00	1,017,904.88	10.530			27,796.96
2037	11/30/79	0	11.3000	FHLB DEBS	11/25/86	2,000,000.00	2,037,024.63	10.675			56,167.10
SUBTOTAL FEDERAL HOME LOAN BANKS (ACTIVE) 1453 DAYS 3,000,000.00 3,054,929.51 10.672 0.00 83,964.06											
1832	11/13/79	0	11.7000	FEDERAL NATIONAL MORTGAG	10/10/84	2,000,000.00	2,000,000.00	11.610			59,800.00
7188	03/20/81	0	14.2500	FNMA	03/11/85	250,000.00	254,878.34	13.288		16,253.34	8,745.07
7203	03/23/81	0	14.2500	FNMA	03/11/85	250,000.00	254,406.49	13.369		16,031.49	8,779.80
7359	03/20/81	0	14.2500	FNMA	03/11/85	250,000.00	254,878.34	13.288		16,253.34	8,745.07
7362	03/23/81	0	14.2500	FNMA	03/11/85	250,000.00	254,406.49	13.369		16,031.48	8,779.79
SUBTOTAL FEDERAL NATIONAL MORTGAGE-ASSOC. (ACTIVE) 1155 DAYS 3,000,000.00 3,018,569.66 12.201 64,569.65 94,849.73											
4695	10/01/80	0	12.0000	FED FARM CREDIT BANKS	07/01/81	500,000.00	500,000.00	12.033	MATURED	45,000.00	
4696	10/01/80	0	12.0000	FED FAR CREDIT BANKS	07/01/81	2,200,000.00	2,200,000.00	12.033	MATURED	198,000.00	
2409	01/21/80	0	10.9500	FED FARM CREDIT BANK	10/20/82	2,000,000.00	2,000,000.00	10.866			55,966.66
2412	01/21/80	0	10.9000	FED FARM CREDIT BANK	01/21/85	2,500,000.00	2,500,000.00	10.816		136,250.00	69,638.89
2406	01/14/80	0	10.6000	FED FARM CREDIT BANK	10/23/89	1,000,000.00	986,045.21	10.838			27,487.96
SUBTOTAL FEDERAL FARM CREDIT BANKS (ACTIVE) 1218 DAYS 5,500,000.00 5,486,045.21 10.836 379,250.00 153,093.51											
**** 07/01/81 - 0 - 10.0000 - YTD ENTRY - 07/02/81 - 0 - MATURED - 20,000.75 - 20,000.75											
Eppindus Entry SUBTOTAL HOME SAVINGS (ACTIVE) 0 DAYS 0.00 0.00 0. 20,000.75 20,000.75											
11059	06/30/81	0	14.5500	FEDERAL HOME LOAN	04/25/85	1,000,000.00	1,000,145.83	14.829			38,118.02
SUBTOTAL NEGOTIABLE CERT OF DEPOSIT (ACTIVE) 1300 DAYS 1,000,000.00 1,000,145.83 14.799 0.00 38,118.02											
FUND TOTAL (ACTIVE) 1199 DAYS 17,145,000.00 17,187,788.19 576,912.65 537,679.99 556,911.40 517,679.24											

Pool B  
1st Qtr 81-82

CITY OF SACRAMENTO  
TREASURY

A-6

PERIOD: 7/01/81 TO 10/02/81 EARNED INTEREST SUMMARY RUN ON: 12/10/81 PAGE: 2/2

FUND 99 - INVESTMENT POOL B

LINE NO.	PURCHASE DATE	COUPON O/R	DESCRIPTION	MATURITY DATE	PAR VALUE	BOOK VALUE	YIELD/365	DATE SOLD/MAT	INTEREST RECEIVED THIS PER	TOTAL/NET EARNINGS
----------	---------------	------------	-------------	---------------	-----------	------------	-----------	---------------	----------------------------	--------------------

FUND STATISTICS

AVERAGE DAILY INVESTMENT BALANCE	17,145,492.51
EARNED INTEREST YIELD THIS PERIOD	12.097 ①
WEIGHTED AVG YIELD AT END OF PERIOD	11.715
TOTAL INTEREST EARNED FOR FUTURE RECEIPT	614,956.76

Total From Pg. 1	517,679.24
Transferred from Pool A	103,697.40
② Total Earnings	621,376.64

17,145,492.51  
Transferred from Pool A 2,799,908.32  
Total Invested for Pool B 19,945,400.83

Calculation of Investment Cost Recovery Fee

$$\rightarrow 19,945,400.83 (\text{Aver Inv. Bal.}) \times .0018 (\text{Annual Fee}) \div 365 \frac{\text{days}}{\text{yr}} \times 94 \frac{\text{days}}{\text{1st Qtr}} = 19,245.91 \text{ ③}$$

①  $621,376.64 \div 19,945,400.83 \times 365 \frac{\text{days}}{\text{yr}} = 94 \frac{\text{days}}{\text{1st Qtr}}$

② Refer to Pg. A-10 for Apportionment of Earnings

③ Refer to Pg. A-12 for Apportionment of Investment Cost Recovery Fee



Pool A  
1st Qtr 81-82

CITY OF SACRAMENTO  
TREASURY

EARNED INTEREST DETAIL

RUN ON: 12/13/81

A-7  
PAGE: 1/16

PERIOD: 7/01/81 THROUGH 10/02/81

FUND 100 - COMINGLED FUND

LINE NO.	DESCRIPTION	PURCH RATE	MATURITY	INTEREST	PRIOR PERIOD ACCRUED/PURCH	REC./BOOKED THIS PERIOD	PERIOD END ACCRUED	GAIN/(LOSS) AT SALE	EARNED THIS PERIOD	TOTAL/NET EARNINGS
8969	U.S.T. NOTES	06/19/81	14.5000	04/30/83	INTEREST DISCOUNT	24,562.84 99.26	61,803.28 876.84		37,240.44 777.58	38,018.02
9844	U.S.T. NOTES	07/21/81	15.6250	05/31/83	INTEREST DISCOUNT	21,345.63	52,937.16 476.80		31,591.53 476.80	32,068.33
10058	U.S.T. NOTES	08/20/81	16.0000	11/15/84	INTEREST PREMIUM	652.17	10,217.39 -34.87		9,565.22 -34.87	9,530.35
5979	U.S. TREAS. NOTES	01/05/81	12.3750	01/15/88	INTEREST DISCOUNT	30,225.93 146.49	32,618.89 158.08	13,451.09 66.21	15,844.05 77.80	15,921.85
7193	U.S. TREAS. NOTES	03/23/81	12.3750	01/15/88	INTEREST DISCOUNT	15,112.97 254.24	16,309.44 289.84	6,725.54 203.39	7,922.01 238.99	8,161.00
7360	U.S. TREAS. NOTES	03/23/81	12.3750	01/15/88	INTEREST DISCOUNT	30,225.93 546.15	32,618.89 622.61	13,451.09 436.93	15,844.05 513.39	16,357.44
8086	U.S. TREASURY NOTES	01/05/81	12.3750	01/15/88	INTEREST DISCOUNT	27,505.60 133.31	29,683.19 143.85	12,240.49 60.26	14,418.08 70.80	14,488.88
9651	U.S. TREAS. NOTES	04/19/81	12.3750	01/15/88	INTEREST DISCOUNT	12,477.56 844.54	32,618.87	-4,297.28 1,932.04	15,844.03 1,087.50	16,931.53
11129	U.S. TREASURY NOTES	08/17/81	14.8750	08/15/91	INTEREST		404.21 1.47		404.21 4,550.00	4,954.21
9834	U.S.T. NOTES	07/02/81	13.3750	08/15/01	INTEREST			4,548.53	-1,193.13	-1,193.13
9835	U.S.T. NOTES	07/02/81	13.3750	08/15/01	INTEREST DISCOUNT		17,033.00 67.23		17,033.00 67.23	17,100.23
11460	U.S. TREAS. NOTES	06/24/81	12.7500	11/15/10	INTEREST DISCOUNT	16,283.97 8.51	48,851.90 122.74		32,567.93 114.23	32,682.16
11461	U.S. TREAS. NOTES	07/28/81	12.7500	11/15/10	INTEREST DISCOUNT	25,638.59	48,851.90 418.67		23,213.31 418.67	23,631.98
11452	U.S. TRFAS. NOTES	08/24/81	12.7500	11/15/10	INTEREST DISCOUNT	17,496.60	24,425.95 170.96		6,929.35 170.96	7,100.31

Pool A  
1st Qtr 81-82

CITY OF SACRAMENTO  
TREASURY

A-7

PERIOD: 7/01/81 THROUGH 10/02/81

EARNED INTEREST DETAIL

RUN ON: 12/13/81

PAGE: 1/16

FUND 100 - COMINGLED FUND

LINE NO.	DESCRIPTION	PURCH RATE	MATURITY	PRIOR PERIOD ACCRUED/PURCH	REC./BOOKED THIS PERIOD	PERIOD END ACCRUED	GAIN/(LOSS) AT SALE	EARNED THIS PERIOD	TOTAL/NET EARNINGS
9833	U.S.T. BONDS	07/02/81 13.3750	08/15/01			17,033.00 31.64		17,033.00 31.64	17,064.64
9837	U.S.T. BONDS	07/02/81 13.3750	08/15/01			17,033.00 22.24		17,033.00 22.24	17,055.24
10231	UST BONDS	07/21/81 13.3750	08/15/01	3,510.01	4,618.44 19.44		3,886.81	1,108.43 3,906.25	5,014.68
9831	U.S.T. BONDS	07/01/81 12.7500	11/15/10	8,141.98		24,425.95 132.79		16,283.97 132.79	16,416.76
9849	U.S.T. BONDS	07/30/81 12.7500	11/15/10	13,165.76	16,630.43 73.89		-1,480.14	3,464.67 -1,406.25	2,058.42
10232	UST BONDS	07/21/81 12.7500	11/15/10	11,606.66	12,646.06 19.17		3,105.82	1,039.40 3,124.99	4,164.39
10316	UST NOTES	08/25/81 12.7500	11/15/10	17,669.81	18,882.47 38.84		1,367.41	1,212.64 1,406.25	2,618.89
11385	U.S.T. BOND	09/29/81 12.7500	11/15/10	23,733.02		24,425.95 29.20		692.93 29.20	722.13
11395	U.S.T. BONDS	07/02/81 12.7500	11/15/10	8,315.22		24,425.95 196.40		16,110.73 196.40	16,307.13
9847	F.H.L. BANK	07/27/81 15.9000	07/26/82			14,575.00 364.87		14,575.00 364.87	14,939.87
10066	F.H.L. BANK	08/25/81 16.0000	12/27/82			8,444.44		8,444.44	8,444.44
10061	F.H.L. BANK	08/25/81 16.0000	08/27/84			8,444.44 72.15		8,444.44 72.15	8,516.59
7951	FNMA	04/10/81 13.7500	04/10/85	10,828.13	49.11	23,126.74 105.41		12,298.61 56.30	12,354.91
7452	FNMA	04/10/81 13.7500	04/10/85	10,828.13		23,126.74		12,298.61	12,298.61

Roll A  
 NT: Qtr 81-82

CITY OF SACRAMENTO  
 TREASURY

EARNED INTEREST DETAIL

PERIOD: 7/01/81 THROUGH 10/02/81

RUN ON: 12/13/81

14-7  
 PAGE 13/14

FUND 100 - COMINGLED FUND

LINE NO.	DESCRIPTION		PRIOR PERIOD ACCRUED/PURCH	REC./BOOKED THIS PERIOD	PERIOD END ACCRUED	GAIN/(LOSS) AT SALE	EARNED THIS PERIOD	TOTAL/NET EARNINGS
9942	FED. FARM CREDITS	INTEREST						
	07/20/81 15.1500 07/21/86					156.25	156.25	156.25
9929	CLEVELAND ELECTRIC	INTEREST	989.58		3,087.50		2,097.92	3,290.13
	08/10/81 7.1250 01/15/90	DISCOUNT			1,192.21		1,192.21	
9930	AMERICAN EXPRESS CREDIT	INTEREST	1,117.62		3,486.98		2,369.36	2,572.64
	08/10/81 12.8750 01/15/91	DISCOUNT			203.28		203.28	
9931	VIRGINIA ELEC. & POWER	INTEREST	3,386.75		5,988.17		2,601.42	3,427.24
	08/10/81 7.7500 06/01/99	DISCOUNT			825.82		825.82	
9932	DUKE POWER 1ST. MTG.	INTEREST	2,156.25		14,854.17		12,697.92	15,629.32
	08/10/81 8.6250 08/01/00	DISCOUNT			2,931.40		2,931.40	
9933	DUKE POWER	INTEREST	7,453.13	8,437.50	1,500.00		2,484.37	3,247.68
	08/10/81 7.5000 03/01/01	DISCOUNT		310.98	452.33		763.31	
9934	ILLINOIS POWER	INTEREST	7,307.29		12,920.14		5,612.85	7,112.85
	08/10/81 7.6250 06/01/03	DISCOUNT			1,500.00		1,500.00	
9935	COMMONWEALTH EDISON	INTEREST	6,388.89		9,333.33		2,944.44	3,681.85
	08/10/81 8.0000 10/15/03	DISCOUNT			737.41		737.41	
9936	FLORIDA POWER & LIGHT	INTEREST	920.83		2,172.22		1,251.39	1,511.35
	08/10/81 8.5000 01/01/04	DISCOUNT			259.96		259.96	
9937	POTOMAC ELECTRIC POWER	INTEREST	7,803.82	9,687.50	968.75		2,852.43	3,576.26
	08/10/81 7.7500 03/15/04	DISCOUNT		482.55	241.28		723.83	
8930	GNMA POOL 32708	INTEREST	1,918.53	1,918.53				136.98
	06/01/81 9.5000 09/15/09	DISCOUNT	55.81	55.41		136.98	136.98	
9446	GNMA POOL 32708	INTEREST		1,899.19			1,899.19	1,940.08
	07/01/81 9.5000 09/15/09			56.84		-15.95	40.89	
10389	GNMA POOL 32708	INTEREST		1,895.08			1,895.08	1,923.10
	08/01/81 9.5000 09/15/09			56.89		-28.87	28.02	
10502	GNMA POOL 32708	INTEREST		1,892.26			1,892.26	1,902.76
	09/01/81 9.5000 09/15/09			55.14		-44.64	10.50	

Pool A  
1st Qtr 81-82

CITY OF SACRAMENTO  
TREASURY

EARNED INTEREST DETAIL

PERIOD: 7/01/81 THROUGH 10/02/81

RUN ON: 12/13/81

A-7  
PAGE: 6 4/16

FUND 100 - COMINGLED FUND

LINE NO.	DESCRIPTION	PRIOR PERIOD ACCRUED/PURCH	REC./BOOKED THIS PERIOD	PERIOD END ACCRUED	GAIN/(LOSS) AT SALE	EARNED THIS PERIOD	TOTAL/NET EARNINGS
10908	GNMA POOL 32708 10/01/81 9.5000 09/15/09	INTEREST DISCOUNT		126.08 3.68		126.08 3.68	129.76
8909	GNMA POOL 34704 06/01/81 9.5000 10/15/09	INTEREST DISCOUNT	5,951.72 171.39	5,951.72 171.39	-136.55	-136.55	-136.55
8912	GNMA POOL 33535 06/01/81 9.5000 10/15/09	INTEREST DISCOUNT	7,461.20 214.86	7,461.20 214.86	2,514.80	2,514.80	2,514.80
9141	GNMA GPM POOL 90638 06/01/81 9.5000 10/15/09	INTEREST DISCOUNT	16,395.77 709.01	16,395.77 709.01	-709.01	-709.01	-709.01
9416	GNMA POOL 34704 07/01/81 9.5000 10/15/09	INTEREST		5,948.21 177.51	-63.63	5,948.21 113.88	6,062.09
9419	GNMA POOL 33535 07/01/81 9.5000 10/15/09	INTEREST		7,186.79 214.48	-175.07	7,186.79 39.41	7,226.20
9473	GNMA GPM POOL 90638 07/01/81 9.5000 10/15/09	INTEREST		16,415.72 734.77	666.57	16,415.72 1,401.34	17,817.06
10365	GNMA POOL 34704 08/01/81 9.5000 10/15/09	INTEREST		5,936.77 177.70	-80.78	5,936.77 96.92	6,033.69
10369	GNMA POOL 33535 08/01/81 9.5000 10/15/09	INTEREST		7,182.83 215.00	-175.27	7,182.83 39.73	7,222.56
10407	GNMA GPM POOL 90638 08/01/81 9.5000 10/15/09	INTEREST		16,321.79 732.76	-732.76	16,321.79	16,321.79
10484	GNMA POOL 34704 09/01/81 9.5000 10/15/09	INTEREST		5,927.02 172.21	-100.46	5,927.02 71.75	5,998.77
10487	GNMA POOL 33535 09/01/81 9.5000 10/15/09	INTEREST		7,178.83 208.58	-168.51	7,178.83 40.07	7,218.90
10568	GNMA GPM POOL 90638 09/01/81 9.5000 10/15/09	INTEREST		16,338.64 711.27	-711.27	16,338.64	16,338.64
10893	GNMA POOL 34704 10/01/81 9.5000 10/15/09	INTEREST DISCOUNT		394.65 11.50		394.65 11.50	406.15

Pool A  
1st Qtr 81-82

CITY OF SACRAMENTO  
TREASURY

EARNED INTEREST DETAIL

PERIOD: 7/01/81 THROUGH 10/02/81

RUN ON: 12/13/81

A-7  
PAGE: 15/16

FUND 100 - COMINGLED FUND

LINE NO.	DESCRIPTION PURCH RATE MATURITY	PRIOR PERIOD ACCRUED/PURCH	REC./BOOKED THIS PERIOD	PERIOD END ACCRUED	GAIN/(LOSS) AT SALE	EARNED THIS PERIOD	TOTAL/NET EARNINGS
10496	GNMA POOL 33535 10/01/81 9.5000 10/15/09		INTEREST DISCOUNT			478.32 13.94	478.32 13.94 492.26
10984	GNMA GPM POOL 90638 10/01/81 9.5000 10/15/09		INTEREST DISCOUNT			1,090.22 47.56	1,090.22 47.56 1,137.78
8918	GNMA POOL 32997 06/01/81 9.5000 12/15/09	7,470.18 213.86	INTEREST DISCOUNT	7,470.18 213.86			-171.60 -171.60 -171.60
9425	GNMA POOL 32997 07/01/81 9.5000 12/15/09		INTEREST	7,465.93 221.50			7,465.93 42.62 7,508.55
10374	GNMA POOL 32997 08/01/81 9.5000 12/15/09		INTEREST	7,461.65 222.03			7,461.65 42.97 7,504.62
10493	GNMA POOL 32997 09/01/81 9.5000 12/15/09		INTEREST	7,457.33 215.39			7,457.33 43.33 7,500.66
10499	GNMA POOL 32997 10/01/81 9.5000 12/15/09		INTEREST DISCOUNT			496.86 14.39	496.86 14.39 511.25
8897	GNMA POOL 38990 06/01/81 11.0000 01/15/10	9,256.71 73.80	INTEREST DISCOUNT	9,256.71 73.80			-63.75 -63.75 -63.75
8915	GNMA POOL 39406 06/01/81 11.0000 01/15/10	9,107.22 72.61	INTEREST DISCOUNT	9,107.22 72.61			-52.28 -52.28 -52.28
8933	GNMA POOL 38944 06/01/81 11.0000 01/15/10	9,097.23 59.62	INTEREST DISCOUNT	9,097.24 59.62			0.01 -51.60 -51.60
9404	GNMA POOL 38990 07/01/81 11.0000 01/15/10		INTEREST	9,253.09 76.45			9,253.09 10.15 9,263.24
9422	GNMA POOL 39406 07/01/81 11.0000 01/15/10		INTEREST	9,099.90 75.18			254.73 329.91 9,429.81
9449	GNMA POOL 38944 07/01/81 11.0000 01/15/10		INTEREST	9,093.73 61.76			-53.70 4.06 9,101.79
10356	GNMA POOL 38990 08/01/81 11.0000 01/15/10		INTEREST	9,249.44 76.65			-65.90 10.75 9,260.19

Pool A  
1st Qtr 81-82

CITY OF SACRAMENTO  
TREASURY

A-7

EARNED INTEREST DETAIL

PERIOD: 7/01/81 THROUGH 10/02/81

RUN ON: 12/13/81

PAGE: 8 1/4

FUND 100 - COMINGLED FUND

LINE NO.	DESCRIPTION PURCH RATE MATURITY	PRIOR PERIOD ACCRUED/PURCH	REC./BOOKED THIS PERIOD	PERIOD END ACCRUED	GAIN/(LOSS) AT SALE	EARNED THIS PERIOD	TOTAL/NET EARNINGS
10371	GNMA POOL 39406 08/01/81 11.0000 01/15/10	INTEREST	8,981.16 74.42		264.77	8,981.16 339.19	9,320.35
10392	GNMA POOL 38944 08/01/81 11.0000 01/15/10	INTEREST	9,090.21 61.92		-53.78	9,090.21 8.14	9,098.35
10475	GNMA POOL 38990 09/01/81 11.0000 01/15/10	INTEREST	9,245.57 74.36		-63.50	9,245.57 10.86	9,256.43
10490	GNMA POOL 39406 09/01/81 11.0000 01/15/10	INTEREST	8,859.08 71.26		-60.29	8,859.08 10.97	8,870.05
10505	GNMA POOL 38944 09/01/81 11.0000 01/15/10	INTEREST	9,086.62 60.08		-51.80	9,086.62 8.28	9,094.90
10942	GNMA POOL 38990 10/01/81 11.0000 01/15/10	INTEREST DISCOUNT		616.11 4.97		616.11 4.97	621.08
10951	GNMA POOL 39406 10/01/81 11.0000 01/15/10	INTEREST DISCOUNT		590.34 4.76		590.34 4.76	595.10
10954	GNMA POOL 38944 10/01/81 11.0000 01/15/10	INTEREST DISCOUNT		605.53 4.02		605.53 4.02	609.55
8900	GNMA POOL 34752 06/01/81 11.0000 02/15/10	INTEREST DISCOUNT	9,025.40 71.74	9,025.42 71.74	239.10	0.02 239.10	239.12
8903	GNMA POOL 38419 06/01/81 11.0000 02/15/10	INTEREST DISCOUNT	8,850.13 70.35	8,849.92 70.35	-59.23	-0.21 -59.23	-59.44
9407	GNMA POOL 34752 07/01/81 11.0000 02/15/10	INTEREST	8,913.55 73.42		-60.51	8,913.55 12.91	8,926.46
9410	GNMA POOL 38419 07/01/81 11.0000 02/15/10	INTEREST	8,845.92 72.87		63.89	8,845.92 136.76	8,982.68
10329	GNMA POOL 38419 08/01/81 11.0000 02/15/10	INTEREST	8,796.69 72.68		96.11	8,796.69 168.79	8,965.48
10359	GNMA POOL 34752 08/01/81 11.0000 02/15/10	INTEREST	8,908.89 73.60		-60.49	8,908.89 13.11	8,922.00

Pool A  
1st Qtr 81-82

CITY OF SACRAMENTO  
TREASURY

EARNED INTEREST DETAIL

PERIOD: 7/01/81 THROUGH 10/02/81

RUN ON: 12/13/81

1A-7  
PAGE: 7/16

FUND 100 - COMINGLED FUND

LINE NO.	DESCRIPTION	PURCH RATE	MATURITY	PRIOR PERIOD ACCRUED/PURCH	REC./BOOKED THIS PERIOD	PERIOD END ACCRUED	GAIN/(LOSS) AT SALE	EARNED THIS PERIOD	TOTAL/NET EARNINGS
10463	GNMA POOL 38419	11.0000	02/15/10		8,735.94			8,735.94	8,747.38
	09/01/81				70.06		-58.62	11.44	
10478	GNMA POOL 34752	11.0000	02/15/10		8,904.18			8,904.18	8,917.32
	09/01/81				71.40		-58.26	13.14	
10939	GNMA POOL 38419	11.0000	02/15/10			582.14		582.14	586.82
	10/01/81					4.68		4.68	
10945	GNMA POOL 34752	11.0000	02/15/10			593.30		593.30	598.07
	10/01/81					4.77		4.77	
8906	GNMA POOL 38980	11.0000	03/15/10	8,893.58	8,893.58				-60.89
	06/01/81			70.51	70.51		-60.89	-60.89	
9413	GNMA POOL 38980	11.0000	03/15/10		8,890.12			8,890.12	8,899.84
	07/01/81				73.04		-63.32	9.72	
10362	GNMA POOL 38980	11.0000	03/15/10		8,886.62			8,886.62	8,896.43
	08/01/81				73.22		-63.41	9.81	
10481	GNMA POOL 38980	11.0000	03/15/10		8,883.09			8,883.09	8,892.99
	09/01/81				71.04		-61.14	9.90	
10948	GNMA POOL 38980	11.0000	03/15/10			591.97		591.97	596.72
	10/01/81					4.75		4.75	
8921	GNMA POOL #43165	11.0000	08/15/10	9,089.11	9,089.10			-0.01	-187.01
	06/01/81			216.99	216.99		-187.00	-187.00	
9428	GNMA POOL #43165	11.0000	08/15/10		9,085.57			9,085.57	9,115.85
	07/01/81				224.77		-194.49	30.28	
10377	GNMA POOL #43165	11.0000	08/15/10		9,082.01			9,082.01	9,112.58
	08/01/81				225.33		-194.76	30.57	
10553	GNMA POOL #43165	11.0000	08/15/10		9,078.40			9,078.40	10,983.49
	09/01/81				218.62		1,686.47	1,905.09	
10978	GNMA POOL #43165	11.0000	08/15/10			590.27		590.27	604.52
	10/01/81					14.25		14.25	

Pool A  
1st Qtr 81-82

CITY OF SACRAMENTO  
TREASURY

14-7

PERIOD: 7/01/81 THROUGH 10/02/81

EARNED INTEREST DETAIL

RUN ON: 12/13/81

PAGE: 20/116

FUND 100 - COMINGLED FUND

LINE NO.	DESCRIPTION PURCH RATE MATURITY	PRIOR PERIOD ACCRUED/PURCH	REC./BOOKED THIS PERIOD	PERIOD END ACCRUED	GAIN/(LOSS) AT SALE	EARNED THIS PERIOD	TOTAL/NET EARNINGS
8927	GNMA POOL#43285 06/01/81 11.0000 02/27/11	INTEREST DISCOUNT	9,191.34 190.38	9,189.63 190.38	-163.79	-1.71 -163.79	-165.50
9443	GNMA POOL#43285 07/01/81 11.0000 02/27/11	INTEREST		9,186.08 197.19	-2.46	9,186.08 194.73	9,380.81
10386	GNMA POOL#43285 08/01/81 11.0000 02/27/11	INTEREST		9,160.12 197.20	-170.29	9,160.12 26.91	9,187.03
10556	GNMA POOL#43285 09/01/81 11.0000 02/27/11	INTEREST		9,156.53 191.31	50.61	9,156.53 241.92	9,398.45
10981	GNMA POOL#43285 10/01/81 11.0000 02/27/11	INTEREST DISCOUNT		608.40 12.74		608.40 12.74	621.14
7941	TOYA B. A. 04/13/81 15.3200 07/08/81	INTEREST	25,214.76	27,448.33		2,234.17	2,234.17
7942	MITSUBISHI BANK-R.A. 04/13/81 15.3000 07/08/81	INTEREST	33,575.00	36,550.00		2,975.00	2,975.00
6756	SUMITOMO-BA 07/26/81 15.2000 07/09/81	INTEREST	52,777.78	56,155.56		3,377.78	3,377.78
8071	KAI BANK, N. Y. -BA 04/29/81 15.8500 07/20/81	INTEREST	27,737.50	36,102.78		8,365.28	8,365.28
9945	FINGI BK. N.Y. R.A. 02/26/81 15.2000 08/07/81	INTEREST	15,833.33	20,520.00		4,686.67	4,686.67
9944	MITSUBISHI BK. R.A. 02/26/81 15.2000 08/14/81	INTEREST	21,111.11	28,542.22		7,431.11	7,431.11
7945	MITSUBISHI BANK, N.Y. - B 04/20/81 15.5500 08/17/81	INTEREST	61,677.31	101,938.89		40,261.58	40,261.58
9522	FUGU I A B.A. 06/17/81 16.4500 08/28/81	INTEREST	6,383.61	32,830.00		26,446.39	26,446.39
9589	MITSUBISHI BANK NY R.A. 04/30/81 16.0000 09/31/81	INTEREST	54,663.05	108,444.44		53,781.39	53,781.39



Pool A  
Int & Tr 81-82

CITY OF SACRAMENTO  
TREASURY

A-7

EARNED INTEREST DETAIL

PERIOD: 7/01/81 THROUGH 10/02/81

RUN ON: 12/13/81

PAGE: 9/16

FUND 100 - COMINGLED FUND

LINE NO.	DESCRIPTION PURCH RATE MATURITY	PRIOR PERIOD ACCRUED/PURCH	REC./BOOKED THIS PERIOD	PERIOD END ACCRUED	GAIN/(LOSS) AT SALE	EARNED THIS PERIOD	TOTAL/NET EARNINGS
9855	BANK OF TOKYO B.A. 05/22/81 18.6000 08/31/81	INTEREST 20,666.67	36,166.66		215.28	15,499.99 215.28	15,715.27
10418	BANK OF TOKYO B. A. 05/07/81 17.4500 09/28/81	INTEREST 31,991.67	73,290.00		-180.00	41,298.33 -180.00	41,118.33
9511	DAI TCHI KANAGO B.A. 05/07/81 17.6500 10/28/81	INTEREST 26,965.28	61,775.00		-133.34	34,809.72 -133.34	34,676.38
9521	DAI TCHI B.A. 06/12/81 15.9500 11/02/81	INTEREST 8,418.05		50,065.27		41,647.22	41,647.22
9519	YASUDA B.A. 06/12/81 15.6000 12/04/81	INTEREST 8,233.33		48,966.66		40,733.33	40,733.33
8886	REPO-FBA 06/30/81 18.0000 07/01/81	INTEREST 430.35	430.35				
8889	TOKYO BANK 06/30/81 18.0000 07/01/81	INTEREST 900.00	900.00				
9606	DAI ICHI N.Y. B.A. 07/01/81 20.0000 07/02/81	INTEREST	861.66			861.66	861.66
9608	TOYO TRUST & BANK 07/01/81 20.0000 07/02/81	INTEREST	10.00			10.00	10.00
9610	TOKAI L.A. 07/01/81 20.0000 07/02/81	INTEREST	1,055.55			1,055.55	1,055.55
9611	SAITAMA B.A. 07/02/81 20.0000 07/06/81	INTEREST	1,083.33			1,083.33	1,083.33
9614	REPO-FBA 07/02/81 20.0000 07/06/81	INTEREST	2,124.44			2,124.44	2,124.44
9616	REPO-FBA 07/06/81 20.0000 07/07/81	INTEREST	468.61			468.61	468.61
9619	REPO-FBA 07/06/81 20.0000 07/07/81	INTEREST	222.22			222.22	222.22

Pool A  
1st Qtr 81-82

CITY OF SACRAMENTO  
TREASURY

A-7

PERIOD: 7/01/81 THROUGH 10/02/81

EARNED INTEREST DETAIL

RUN ON: 12/13/81

PAGE: 10/16

FUND 100 - COMINGLED FUND

LINE NO.	DESCRIPTION PURCH RATE MATURITY	PRIOR PERIOD ACCRUED/PURCH	REC./BOOKED THIS PERIOD	PERIOD END ACCRUED	GAIN/(LOSS) AT SALE	EARNED THIS PERIOD	TOTAL/NET EARNINGS
9623	REPO-C.D. 07/08/81 18.5000 07/09/81	INTEREST	29.81			29.81	29.81
9627	FUGI N.Y. 07/09/81 20.0000 07/10/81	INTEREST	555.56			555.56	555.56
9628	DAI ICHI B.A. 07/09/81 20.0000 07/10/81	INTEREST	976.45			976.45	976.45
9631	REPO-FHA 07/10/81 19.2500 07/13/81	INTEREST	1,283.33			1,283.33	1,283.33
9632	REPO-FBA 07/10/81 19.2500 07/13/81	INTEREST	2,386.36			2,386.36	2,386.36
9635	REPO-FBA 07/13/81 18.5000 07/14/81	INTEREST	513.88			513.88	513.88
9636	REPO-FBA 07/13/81 18.5000 07/14/81	INTEREST	343.48			343.48	343.48
9639	U.S.T. 07/13/81 17.0000 07/14/81	INTEREST	283.33			283.33	283.33
9640	REPO-FRA 07/14/81 17.7500 07/15/81	INTEREST	823.60			823.60	823.60
9643	REPO-FRA 07/15/81 16.7500 07/16/81	INTEREST	722.99			722.99	722.99
9646	REPO-FBA 07/16/81 18.5000 07/17/81	INTEREST	513.89			513.89	513.89
9647	REPO-FBA 07/16/81 18.5000 07/17/81	INTEREST	824.22			824.22	824.22
9682	REPO-C.P. 07/16/81 18.1250 07/17/81	INTEREST	352.61			352.61	352.61
9656	REPO-FBA 07/17/81 17.7500 07/20/81	INTEREST	2,076.60			2,076.60	2,076.60

Pool A  
1st Qtr 81-82

CITY OF SACRAMENTO  
TREASURY

A-7

PERIOD: 7/01/81 THROUGH 10/02/81

EARNED INTEREST DETAIL

RUN ON: 12/13/81

PAGE: 11/16

FUND 100 - COMINGLED FUND

LINE NO.	DESCRIPTION PURCH RATE MATURITY	PRIOR PERIOD ACCRUED/PURCH	REC./BOOKED THIS PERIOD	PERIOD END ACCRUED	GAIN/(LOSS) AT SALE	EARNED THIS PERIOD	TOTAL/NET EARNINGS
9740	RFPO-FBA 07/17/81 17.7500 07/20/81	INTEREST	2,810.42			2,810.42	2,810.42
9660	RFPO-FRA 07/20/81 17.0000 07/21/81	INTEREST	55.20			55.20	55.20
9662	RFPO-FRA 07/20/81 18.0000 07/21/81	INTEREST	1,968.50			1,968.50	1,968.50
9741	RFPO-FBA 07/21/81 18.8750 07/22/81	INTEREST	997.70			997.70	997.70
9667	RFPO-C.P. 07/22/81 21.0000 07/23/81	INTEREST	885.96			885.96	885.96
9670	REPO-C.P. 07/23/81 19.6250 07/24/81	INTEREST	500.66			500.66	500.66
9673	REPO-FBA 07/24/81 18.2500 07/27/81	INTEREST	1,292.70			1,292.70	1,292.70
9674	REPO-FBA 07/24/81 18.2500 07/27/81	INTEREST	1,723.10			1,723.10	1,723.10
9971	RFPO-C.P. 07/27/81 17.7500 07/28/81	INTEREST	90.77			90.77	90.77
9968	RFPO-FBA 07/28/81 17.7500 07/29/81	INTEREST	114.09			114.09	114.09
9685	RFPO-FBA 07/29/81 17.7500 07/30/81	INTEREST	171.73			171.73	171.73
9980	RFPO-FBA 08/03/81 17.3750 08/04/81	INTEREST	59.05			59.05	59.05
9983	REPO-FBA 08/04/81 19.8750 08/05/81	INTEREST	501.44			501.44	501.44
10011	REPO-FBA 08/19/81 18.8000 08/20/81	INTEREST	470.35			470.35	470.35

Pool A  
1st Qtr 81-82

CITY OF SACRAMENTO  
TREASURY

EARNED INTEREST DETAIL

A-7  
PAGE: 12/16

PERIOD: 7/01/81 THROUGH 10/02/81

RUN ON: 12/13/81

FUND 100 - COMINGLED FUND

LINE NO.	DESCRIPTION	PRIOR PERIOD ACCRUFD/PURCH	REC./BOOKED THIS PERIOD	PERIOD END ACCRUED	GAIN/(LOSS) AT SALE	EARNED THIS PERIOD	TOTAL/NET EARNINGS
1004R	RFPO-FBA 08/20/81 18.3750 08/21/81	INTEREST	371.78			371.78	371.78
10017	RFPO-C.P. 08/21/81 17.0000 08/24/81	INTEREST	2,554.56			2,554.56	2,554.56
10020	RFPO-FRA 08/24/81 17.7500 08/25/81	INTEREST	436.76			436.76	436.76
10286	RFPO-FBA 08/24/81 17.7500 08/25/81	INTEREST	497.58			497.58	497.58
10309	RFPO-FBA 08/24/81 17.7500 08/25/81	INTEREST	453.97			453.97	453.97
10025	RFPO-FRA 08/25/81 17.0000 08/26/81	INTEREST	214.60			214.60	214.60
10029	RFPO-FRA 08/25/81 17.0000 08/26/81	INTEREST	448.61			448.61	448.61
10307	RFPO-FBA 08/25/81 17.0000 08/26/81	INTEREST	5.74			5.74	5.74
10030	RFPO-FBA 08/26/81 16.0000 08/27/81	INTEREST	6.49			6.49	6.49
10245	RFPO-FBA 08/27/81 17.0000 08/28/81	INTEREST	447.93			447.93	447.93
10035	RFPO-FBA 08/29/81 16.0000 08/31/81	INTEREST	1,270.41			1,270.41	1,270.41
10052	RFPO-C.P. 08/31/81 16.0000 09/01/81	INTEREST	1,335.98			1,335.98	1,335.98
10593	RFPO-FRA 09/01/81 17.2500 09/02/81	INTEREST	479.17			479.17	479.17
10594	RFPO-FBA 09/01/81 17.2500 09/02/81	INTEREST	239.58			239.58	239.58

Page 1 A  
 1st Qtr 81-82

CITY OF SACRAMENTO  
 TREASURY

EARNED INTEREST DETAIL

PERIOD: 7/01/81 THROUGH 10/02/81

RUN ON: 12/13/81

PAGE: 7 13/16

FUND 100 - COMINGLED FUND

LINE NO.	DESCRIPTION PURCH RATE MATURITY	PRIOR PERIOD ACCRUED/PURCH	REC./BOOKED THIS PERIOD	PERIOD END ACCRUED	GAIN/(LOSS) AT SALE	EARNED THIS PERIOD	TOTAL/NET EARNINGS
10595	RFPO-FBA 09/01/81 17.2500 09/02/81	INTEREST	402.98			402.98	402.98
10599	REPO-FBA 09/02/81 17.6250 09/03/81	INTEREST	440.62			440.62	440.62
10599	RFPO-FBA 09/02/81 17.7500 09/03/81	INTEREST	399.87			399.87	399.87
10602	RFPO-FBA 09/03/81 16.0000 09/04/81	INTEREST	175.11			175.11	175.11
10605	RFPO-FBA 09/03/81 17.1250 09/04/81	INTEREST	436.21			436.21	436.21
10608	RFPO-FBA 09/04/81 17.0000 09/08/81	INTEREST	644.11			644.11	644.11
10614	RFPO-FBA 09/10/81 16.3750 09/11/81	INTEREST	805.10			805.10	805.10
10617	RFPO-FBA 09/11/81 16.5000 09/14/81	INTEREST	3,768.87			3,768.87	3,768.87
10620	REPO-FBA 09/14/81 16.5000 09/15/81	INTEREST	866.71			866.71	866.71
10623	RFPO-FBA 09/15/81 15.7500 09/16/81	INTEREST	1,067.94			1,067.94	1,067.94
10628	RFPO-FBA 09/16/81 15.9000 09/17/81	INTEREST	1,259.19			1,259.19	1,259.19
10634	RFPO-FBA 09/17/81 15.7500 09/18/81	INTEREST	864.06			864.06	864.06
10635	REPO-FBA 09/17/81 15.7500 09/18/81	INTEREST	426.56			426.56	426.56
10671	RFPO-FBA 09/17/81 15.7500 09/18/81	INTEREST	405.12			405.12	405.12

Pool 14  
1st Qtr 81-82

CITY OF SACRAMENTO  
TREASURY

EARNED INTEREST DETAIL

A-7

PERIOD: 7/01/81 THROUGH 10/02/81

RUN ON: 12/13/81

PAGE: 14/16

FUND 100 - COMINGLED FUND

LINE NO.	DESCRIPTION PURCH RATE MATURITY	PRIOR PERIOD ACCRUED/PURCH	REC./BOOKED THIS PERIOD	PERIOD END ACCRUED	GAIN/(LOSS) AT SALE	EARNED THIS PERIOD	TOTAL/NET EARNINGS
10636	REPO-C.P. 09/18/81 14.7500 09/21/81	INTEREST	5,231.62			5,231.62	5,231.62
10639	REPO-FBA 09/21/81 15.1250 09/22/81	INTEREST	40.33			40.33	40.33
10642	REPO-FBA 09/21/81 15.1250 09/22/81	INTEREST	1,577.62			1,577.62	1,577.62
10644	REPO-FBA 09/22/81 14.2500 09/23/81	INTEREST	1,147.52			1,147.52	1,147.52
10647	REPO-C.P. 09/23/81 13.2500 09/24/81	INTEREST	1,085.80			1,085.80	1,085.80
10650	REPO-C.P. 09/24/81 14.5000 09/25/81	INTEREST	36.65			36.65	36.65
10652	REPO-C.P. 09/24/81 14.5000 09/25/81	INTEREST	220.12			220.12	220.12
10654	REPO-C.P. 09/24/81 14.5000 09/25/81	INTEREST	841.60			841.60	841.60
10655	REPO-C.P. 09/24/81 14.5000 09/25/81	INTEREST	440.84			440.84	440.84
10656	REPO-FBA 09/25/81 13.7500 09/28/81	INTEREST	4,756.35			4,756.35	4,756.35
10659	REPO-C.P. 09/28/81 14.1250 09/29/81	INTEREST	1,786.34			1,786.34	1,786.34
10672	REPO-C.P. 09/29/81 13.2500 09/30/81	INTEREST	867.27			867.27	867.27
10666	REPO-C.P. 09/30/81 16.0000 10/01/81	INTEREST	598.53			598.53	598.53
11060	REPO-C.P. 10/01/81 15.2500 10/02/81	INTEREST	74.64			74.64	74.64

Pool A  
1st Qtr 81-82

CITY OF SACRAMENTO  
TREASURY

EARNED INTEREST DETAIL

PERIOD: 7/01/81 THROUGH 10/02/81

RUN ON: 12/13/81

PAGE: 15/16

A-7

FUND 100 - COMINGLED FUND

LINE NO.	DESCRIPTION	PURCH RATE	MATURITY	INTEREST	PRIOR PERIOD ACCRUED/PURCH	REC./BOOKED THIS PERIOD	PERIOD END ACCRUED	GAIN/(LOSS) AT SALE	EARNED THIS PERIOD	TOTAL/NET EARNINGS
11063	REPO-C.P.	10/01/81	15.2500	10/02/81		593.05			593.05	593.05
11064	REPO-C.P.	10/02/81	17.2500	10/05/81			41.21		41.21	41.21
11066	REPO-C.P.	10/02/81	17.2500	10/05/81			905.72		905.72	905.72
7428	C. MANHATTAN-C/P	02/25/81	14.8200	08/24/81	103,740.00	148,200.00			44,460.00	44,460.00
8962	SAN DIEGO FED. C.D.	06/17/81	18.6250	07/17/81	7,243.06	15,520.83			8,277.77	8,277.77
9946	SAN DIEGO FED. C.D.	06/17/81	18.6250	08/14/81	7,243.06	30,006.94			22,763.88	22,763.88
9841	SAN DIEGO FED. SAL NCD	07/17/81	18.6250	09/15/81		31,041.67			31,041.67	31,041.67
10227	STATE SAVINGS & LOAN	06/17/81	17.7500	02/01/82	6,902.78	52,263.31	1,479.17		46,839.70	46,839.70
10055	SAN DIEGO FED. NCD	08/14/81	18.7500	02/10/82			13,020.83		13,020.83	13,020.83
8465	SEATTLE 1ST NAT'L BANK C	02/25/81	15.1250	02/22/82	52,937.50		92,430.56		39,493.06	39,493.06
10870	R.A. CORP.	06/01/81	16.8750	06/01/82	14,062.50		58,125.00		44,062.50	44,062.50
10225	STATE SAVINGS & LOAN	06/17/81	16.5000	06/16/82	3,208.33	24,291.49	687.50		21,770.66	21,770.66
8702	CAP FED SAV & LOAN NCD	01/05/81	13.5000	01/05/83	49,781.25	50,906.25	25,312.50		26,437.50	26,437.50
10220	N. CAROLINA-N C D	02/26/81	14.7500	02/28/83	76,822.92	111,239.58	23,354.17		57,770.83	57,770.83

Pool A  
1st Atr 81-82

CITY OF SACRAMENTO  
TREASURY

EARNED INTEREST DETAIL

PERIOD: 7/01/81 THROUGH 10/02/81

RUN ON: 12/13/81

PAGE: 16/16

A-7

FUND 100 - COMINGLED FUND

LINE NO.	DESCRIPTION PURCH RATE MATURITY	INTEREST	PRIOR PERIOD ACCRUED/PURCH	REC./BOOKED THIS PERIOD	PERIOD END ACCRUED	GAIN/(LOSS) AT SALE	EARNED THIS PERIOD	TOTAL/NET EARNINGS
7182	CROCKER BANK-NCD 03/16/81 14.8000 03/15/83	INTEREST	49,487.80	85,100.00	7,862.50		43,475.00	43,475.00
7190	1ST NATL BANK OF CHICAGO 03/20/81 13.7500 03/22/83	INTEREST	19,670.14	35,520.83	2,100.69		17,951.38	17,951.38
7259	1ST NATL BK CHICAGO-NCD 03/20/81 13.7500 03/22/83	INTEREST	19,670.14	35,520.83	2,100.69		17,951.38	17,951.38
7947	1ST CHICAGO-NCD 04/02/81 14.2500 04/05/83	INTEREST PREMIUM	26,718.75 -78.98		54,625.00 -161.47		27,906.25 -82.49	27,823.76
8955	CROCKER BANK C.D. 06/01/81 15.7500 05/27/83	INTEREST	26,250.00		108,500.00		82,250.00	82,250.00
8701	CAPITAL FED SAV&LOAN NCD 01/05/81 13.2500 01/05/84	INTEREST	48,859.88	49,963.54	24,843.75		25,947.91	25,947.91
7171	CROCKER BANK-NCD 03/16/81 14.6000 03/14/84	INTEREST	32,545.83	55,966.66	5,170.83		28,591.66	28,591.66
10067	NATIONAL CITY N.C.D 08/26/81 16.7500 08/27/84	INTEREST			17,680.56		17,680.56	17,680.56
5397	BANK OF AMERICA-NCD 06/02/80 10.5000 06/03/85	INTEREST	26,250.00		108,500.00		82,250.00	82,250.00
FUND TOTAL		INTEREST	1,446,530.15	2,075,656.30	1,198,200.78		1,827,326.93	1,858,656.64
		PRIOR PURCH	1,257,730.52					
		PREMIUM	188,799.63					
		DISCOUNT	-78.98	6,862.71	-196.34		6,745.35	
		GAIN/LOSS	4,272.14	4,198.44	14,276.47		14,202.77	
						10,381.59		

Transferred to Pool B

Total Earnings

(103,697.40)

1,754,959.24



CITY OF SACRAMENTO  
TREASURY

14-8

Pool B  
1st Adv 81-82

PERIOD: 7/01/81 THROUGH 10/02/81

RUN ON: 12/13/81

PAGE: 1/2

FUND 99 - INVESTMENT POOL B

LINE NO.	DESCRIPTION	PRIOR PERIOD ACCRUED/PURCH	REC./BOOKED THIS PERIOD	PERIOD END ACCRUED	GAIN/(LOSS) AT SALE	EARNED THIS PERIOD	TOTAL/NET EARNING
179	BANK OF AMERICA, 1211 K 09/03/80 11.0000 07/01/81	INTEREST 47,269.44	47,269.45			0.01	0.01
221	CALIFORNIA CANADIAN BANK 08/05/80 9.6250 07/01/81	INTEREST 24,329.86	24,329.86				
217	SACRAMENTO SAVINGS AND L 12/30/80 13.1250 12/30/81	INTEREST	28,510.42	619.79		29,130.21	29,130.21
2035	U S TRES NOTES 11/30/79 12.1250 11/30/81	INTEREST 10,269.81 PREMIUM -702.38		41,410.52 -2,832.17		31,140.71 -2,129.79	29,010.92
2038	U S TRES NOTES 12/04/79 10.3750 05/15/85	INTEREST 13,250.68 DISCOUNT 250.75		39,752.04 354.14		26,501.36 103.39	26,604.75
9839	U.S.T. NOTES 07/02/81 14.0000 06/30/85	INTEREST 380.43 DISCOUNT		36,141.30 712.12		35,760.87 712.12	36,472.99
7361	U.S. TRES. NOTES 03/23/81 12.3750 01/15/88	INTEREST 15,112.97 DISCOUNT 254.24	16,309.44 289.84	6,725.54 203.39		7,922.01 238.99	8,161.00
8087	U.S. TREASURY NOTES 01/05/81 12.3750 01/15/88	INTEREST 2,720.33 DISCOUNT 13.18	2,935.70 14.23	1,210.60 5.94		1,425.97 7.01	1,432.98
9840	U.S.T. NOTES 07/07/81 14.0000 07/15/88	INTEREST DISCOUNT		16,764.35 76.71		16,764.35 76.71	16,841.06
2036	FHLB DEBS 11/30/79 11.6000 05/25/83	INTEREST 11,600.00 PREMIUM -4,284.60		41,244.44 -6,132.08		29,644.44 -1,847.48	27,796.96
2037	FHLB DEBS 11/30/79 11.3000 11/25/86	INTEREST 22,600.00 PREMIUM -3,683.87		80,355.56 -5,272.33		57,755.56 -1,588.46	56,167.10
1832	FEDERAL NATIONAL MORTGAG 11/13/79 11.7000 10/10/84	INTEREST	52,650.00	112,450.00		59,800.00	59,800.00
7188	FNMA 03/20/81 14.2500 03/11/85	INTEREST 10,984.38 PREMIUM -393.48	17,911.46 -668.53	2,177.08 -84.04		9,104.16 -359.09	8,745.07
7203	FNMA 03/23/81 14.2500 03/11/85	INTEREST 10,984.38 PREMIUM -345.07	17,911.46 -593.51	2,177.08 -75.92		9,104.16 -324.36	8,779.80

Part B  
 Nt Qtr 81-82

CITY OF SACRAMENTO  
 TREASURY

A-8

PERIOD: 7/01/81 THROUGH 10/02/81

EARNED INTEREST DETAIL

RUN ON: 12/13/81

PAGE: 2/2

FUND 99 - INVESTMENT POOL B

LINE NO.	DESCRIPTION	PRIOR PERIOD ACCRUED/PURCH	REC./BOOKED THIS PERIOD	PERIOD END ACCRUED	GAIN/(LOSS) AT SALE	EARNED THIS PERIOD	TOTAL/NET EARNINGS
7359	FNMA 03/20/81 14.2500 03/11/85	INTEREST 10,984.38 PREMIUM -323.48	17,911.46 -668.53	2,177.08 -84.04		9,104.16 -359.09	8,745.07
7362	FNMA 03/23/81 14.2500 03/11/85	INTEREST 10,984.38 PREMIUM -345.07	17,911.45 -593.51	2,177.09 -75.92		9,104.15 -324.36	8,779.79
4695	FED FARM CREDIT BANKS 10/01/80 12.0000 07/01/81	INTEREST 45,000.00	45,000.00				
4696	FED FAR CREDIT BANKS 10/01/80 12.0000 07/01/81	INTEREST 198,000.00	198,000.00				
2409	FED FARM CREDIT BANK 01/21/80 10.9500 10/20/82	INTEREST 43,191.67		99,158.33		55,966.66	55,966.66
2412	FED FARM CREDIT BANK 01/21/80 10.9000 01/21/85	INTEREST 121,311.11	136,250.00	54,500.00		69,638.89	69,638.89
2406	FED FARM CREDIT BANK 01/14/80 10.6000 10/23/89	INTEREST 20,022.22 DISCOUNT 1,065.61		47,111.11 1,464.68		27,088.89 399.07	27,487.96
*****	YTD ENTRY - INITIAL Entry 07/01/81 10.0000 07/02/81	INTEREST	-20,000.75			-20,000.75	-20,000.75
11059	FEDERAL HOME LOAN 06/30/81 14.5500 04/25/85	INTEREST 2,425.00 DISCOUNT 1.34		40,416.67 127.69		37,991.67 126.35	38,118.02
FUND TOTAL		INTEREST PRIOR PURCH PREMIUM DISCOUNT GAIN/LOSS	673,871.04 673,490.61 380.43 -10,147.95 1,585.12	598,251.45 570,250.70 -2,524.08 304.07	626,568.57 -14,556.50 2,944.69	542,948.98 522,948.23 -6,932.63 1,663.64	537,679.29 517,679.24

Transferred from Part A 103,697.40

Total Earnings 621,376.64

Pool A

1st Qtr 81-82

APPORTIONED INTEREST Income  
07/01/81 THROUGH 10/02/81

A-9

1 of 2

FUND NUMBER	FUND NAME	DOLLAR DAYS	APPORTIONMENT	FUND TOTAL
1-01	2-42 GENERAL FUND	307,629.00	106.05	106.05
1-01	5-60 GENERAL FUND	181,031.26	62.40	168.45
1-01	5-61 GENERAL FUND	2,175,375.00	749.90	918.35
1-01	5-62 GENERAL FUND	488,172.08	168.28	1,086.63
1-01	5-65 GENERAL FUND	47,000.00	16.20	1,102.83
1-01	5-66 GENERAL FUND	559,249.41	192.78	1,295.61
1-01	5-67 GENERAL FUND	456,996.88	157.54	1,453.15
1-01	5-71 GENERAL FUND	2,088,670.80	720.01	2,173.16
1-01	5-73 GENERAL FUND	63,840.10	22.00	2,195.16
1-01	5-74 GENERAL FUND	614,873.73	211.96	2,407.12
1-01	5-75 GENERAL FUND	291,129.10	100.36	2,507.48
1-01	9-27 GENERAL FUND	59,186,179.41	20,402.64	22,910.12
1-01	9-31 GENERAL FUND	177,879.96	61.32	22,971.44
1-01	9-99 GENERAL FUND	1,149,936.76	396.41	23,367.85
1-01	GENERAL FUND	417,590,862.38	143,951.78	167,319.63
2-02	A GAS TAX 2106	262,480,263.73	90,482.11	90,482.11
2-03	A GAS TAX 2107	34,660,087.03	11,948.01	11,948.01
2-08	A TRAFFIC SAFETY	5,173,218.90	1,783.31	1,783.31
2-09	A MAJOR STREET CONSTR.	357,973,373.75	123,400.47	123,400.47
2-11	A GENERAL REVENUE SHARING	562,712,834.18	193,978.19	193,978.19
2-25	A SUPPLEMENTAL RET. CONTRI	7,146,315.76	2,463.48	2,463.48
2-35	A TRANSP DEV ACT-BIKEWAY	36,502,242.00	12,583.04	12,583.04
2-40	A POCKET AREA TRUNK-SEWER	80,356,458.36	27,700.45	27,700.45
2-43	A BIKEWAY	14,743,633.04	5,082.42	5,082.42
2-44	A PARK DEVELOPMENT	121,234,713.30	41,791.99	41,791.99
2-45	A CETA	10,603,181.36	3,655.13	3,655.13
2-46	A MT. VALLEY LIBRARY SYSTE	18,398,993.91	6,342.50	6,342.50
2-47	A GAS TAX 2107.5	1,628,138.34	561.25	561.25
2-49	A BRIDGE CONSTRUCTION	43,499,900.61	14,995.27	14,995.27
4-12	A PARKING	127,988,513.48	44,120.16	44,120.16
4-17	A BOAT HARBOR	22,560,812.27	7,777.16	7,777.16
4-18	A GOLF FUND	33,521,885.48	11,555.65	11,555.65
4-20	A FLEET MANAGEMENT	223,788,683.57	77,144.36	77,144.36
4-21	A RISK MANAGEMENT	1,005,299,754.15	346,546.61	346,546.61
4-23	A CENTRAL SERVICES	1,217,282.24	419.62	419.62
4-24	A CAMP SACRAMENTO	6,199,430.65	2,137.07	2,137.07
5-33	A CAP. AREA DEVELOP. AUTHO	71,197,089.81	24,543.04	24,543.04
5-41	A SACRAMENTO TRANSIT DEVL	658,541.35	227.01	227.01
5-51	A RETIREMENT TRUST	862,189,154.66	297,213.57	297,213.57
5-52	5-53 A. LAND INDIGENT	859,454.19	296.27	296.27
5-52	A. LAND INDIGENT	2,494,323.98	859.84	1,156.11
5-54	A FRATT FUND	413,157.26	142.42	142.42
5-55	5-56 B. HENSHEL INDIGENT	1,057,871.16	364.67	364.67
5-55	B. HENSHEL INDIGENT	10,626,796.78	3,663.27	4,027.94
5-58	A CROCKER TR-ART ACQ.	999,759.09	344.64	344.64
5-63	A ALICE MILLER	671,625.30	231.52	231.52
5-64	A SHIGE TAHARA	6,391,962.40	2,203.44	2,203.44

Pool A

A-9

1 1st Qtr 81-82

APPORTIONED INTEREST Income  
07/01/81 THROUGH 10/02/81

2, A2

FUND NUMBER	FUND NAME	DOLLAR DAYS	APPORTIONMENT	FUND TOTAL
5-69	A CROCKER MASTER TR. - SUSPE	549.00	0.19	0.19
5-77	A CROCKER MASTER TR - GENE	18,947,619.98	6,531.62	6,531.62
5-80	A CAMA SUSPENSE	106,276.50	36.64	36.64
5-81	A CAMA-ACQUISITION	1,077,547.14	371.45	371.45
5-82	A CAMA-BUILDING	19,401,240.36	6,687.99	6,687.99
5-83	A CAMA-GENERAL	5,471,249.60	1,886.05	1,886.05
5-84	A CAMA-ROWLES	364,110.88	125.52	125.52
551A	A RETIREMENT-FULL OPTION	18,481,129.47	6,370.81	6,370.81
6-36	A MUNI IMPR ACT-1913	23,581,193.75	8,128.90	8,128.90
6-38	A 1915 ASSESSMENTS	562,711,444.91	193,977.71	193,977.71
6-39	A 1911 ASSESSMENTS	13,809,407.42	4,760.37	4,760.37
7-10	A QUIMBY ACT	208,681.20	71.94	71.94
9-30	A CONVENTION BUREAU	6,186,133.22	2,132.48	2,132.48

TOTAL DOLLARS APPORTIONED

1,754,959.24

TOTAL DOLLAR DAYS 5,090,974,861.39 ÷ 94 days = 54,159,307.03 =

EFFECTIVE INTEREST RATE .12.582

Gross Avr. Funds  
Avail. Avr Invest.

Refer to A-5 for interest income calculation

A001 B  
1st Qtr 81-82

APPORTIONED INTEREST INCOME  
07/01/81 THROUGH 10/02/81

A-10

FUND NUMBER	FUND NAME	DOLLAR DAYS	APPORTIONMENT	FUND TOTAL
4-13	B WATER	755,424,249.75	247,454.16	247,454.16
4-14	B SEWER	881,698,637.55	288,817.83	288,817.83
9-28	B PARKING AUTHORITY	259,806,155.26	85,104.65	85,104.65

TOTAL DOLLARS APPORTIONED

TOTAL DOLLAR DAYS : 1,896,929,042.56 ÷ 94 days = 20,180,896.19

EFFECTIVE INTEREST RATE : 11.956

(234,695.36)

Average Daily Bal. in Fund 5-57 B

19,945,400.83

Avg. Avail. for Invest.

Refer to A-6 for interest income calculation

Pool A  
1st Qtr 81-82

Investment Cost Recovery Fee

APPORTIONED INTEREST  
07/01/81 THROUGH 10/02/81

A-11

1 of 2

FUND NUMBER	FUND NAME	DOLLAR DAYS	APPORTIONMENT	FUND TOTAL
1-01	2-42 GENERAL FUND	307,629.00	1.33	1.33
1-01	5-60 GENERAL FUND	181,031.26	0.78	2.11
1-01	5-61 GENERAL FUND	2,175,375.00	9.38	11.49
1-01	5-62 GENERAL FUND	488,172.08	2.11	13.60
1-01	5-65 GENERAL FUND	47,000.00	0.20	13.80
1-01	5-66 GENERAL FUND	559,249.41	2.42	16.22
1-01	5-67 GENERAL FUND	456,996.88	1.97	18.19
1-01	5-71 GENERAL FUND	2,088,670.80	9.01	27.20
1-01	5-73 GENERAL FUND	63,840.10	0.28	27.48
1-01	5-74 GENERAL FUND	614,873.73	2.65	30.13
1-01	5-75 GENERAL FUND	291,129.10	1.25	31.38
1-01	9-27 GENERAL FUND	59,186,179.41	255.37	286.75
1-01	9-31 GENERAL FUND	177,879.96	0.77	287.52
1-01	9-99 GENERAL FUND	1,149,936.76	4.96	292.48
1-01	GENERAL FUND	417,590,862.38	1,801.78	2,094.26
2-02	A GAS TAX 2106	262,480,263.73	1,132.52	1,132.52
2-03	A GAS TAX 2107	34,660,087.03	149.55	149.55
2-08	A TRAFFIC SAFETY	5,173,218.90	22.32	22.32
2-09	A MAJOR STREET CONSTR.	357,973,373.75	1,544.54	1,544.54
2-11	A GENERAL REVENUE SHARING	562,712,834.18	2,427.93	2,427.93
2-25	A SUPPLEMENTAL RET. CONTRI	7,146,315.76	30.83	30.83
2-35	A TRANSP DEV ACT-BIKEWAY	36,502,242.00	157.50	157.50
2-40	A POCKET AREA TRUNK-SEWER	80,356,458.36	346.71	346.71
2-43	A BIKEWAY	14,743,633.04	63.61	63.61
2-44	A PARK DEVELOPMENT	121,234,713.30	523.09	523.09
2-45	A CETA	10,603,181.36	45.75	45.75
2-46	A MT. VALLEY LIBRARY SYSTE	18,398,993.91	79.39	79.39
2-47	A GAS TAX 2107.5	1,628,138.34	7.02	7.02
2-49	A BRIDGE CONSTRUCTION	43,499,900.61	187.69	187.69
4-12	A PARKING	127,988,513.48	552.23	552.23
4-17	A BOAT HARBOR	22,560,812.27	97.34	97.34
4-18	A GOLF FUND	33,521,885.48	144.64	144.64
4-20	A FLEET MANAGEMENT	223,788,683.57	965.58	965.58
4-21	A RISK MANAGEMENT	1,005,299,754.15	4,337.55	4,337.55
4-23	A CENTRAL SERVICES	1,217,282.24	5.25	5.25
4-24	A CAMP SACRAMENTO	6,199,430.65	26.75	26.75
5-33	A CAP. AREA DEVELOP. AUTHO	71,197,089.81	307.19	307.19
5-41	A SACRAMENTO TRANSIT DEVL	658,541.35	2.84	2.84
5-51	A RETIREMENT TRUST	862,189,154.66	3,720.07	3,720.07
5-52	5-53 A. LAND INDIGENT	859,454.19	3.71	3.71
5-52	A. LAND INDIGENT	2,494,323.98	10.76	14.47
5-54	A FRATT FUND	413,157.26	1.78	1.78
5-55	5-56 B. HENSHEL INDIGENT	1,057,871.16	4.56	4.56
5-55	B. HENSHEL INDIGENT	10,626,796.78	45.86	50.42
5-58	A CROCKER TR-ART ACQ.	999,759.09	4.31	4.31
5-63	A ALICE MILLER	671,625.30	2.90	2.90
5-64	A SHIGE TAHARA	6,391,962.40	27.58	27.58

Do not post - not authorized

Moore Business Forms, Inc

Pool A  
1st Qtr 81-82

Investment Cost Recovery Fee

APPORTIONED INTEREST  
07/01/81 THROUGH 10/02/81

A-11

FUND NUMBER	FUND NAME	DOLLAR DAYS	APPORTIONMENT	FUND TOTAL
5-69	A CROCKER MASTER TR - SUSPE	549.00		
5-77	A CROCKER MASTER TR - GENE	18,947,619.98	81.75	81.75
5-80	A CAMA SUSPENSE	106,276.50	0.46	0.46
5-81	A CAMA-ACQUISITION	1,077,547.14	4.65	4.65
5-82	A CAMA-BUILDING	19,401,240.36	83.71	83.71
5-83	A CAMA-GENERAL	5,471,249.60	23.61	23.61
5-84	A CAMA-ROWLES	364,110.88	1.57	1.57
551A	A RETIREMENT-FULL OPTION	18,481,129.47	79.74	79.74
6-36	A MUNI IMPR ACT-1913	23,581,193.75	101.75	101.75
6-38	A 1915 ASSESSMENTS	562,711,444.91	2,427.92	2,427.92
6-39	A 1911 ASSESMENTS	13,809,407.42	59.58	59.58
7-10	A QUIMBY ACT	208,681.20	0.90	0.90
9-30	A CONVENTION BUREAU	6,186,133.22	26.69	26.69
TOTAL DOLLARS APPORTIONED			21,965.94	
TOTAL DOLLAR DAYS :		5,090,974,861.39		
EFFECTIVE INTEREST RATE :		.152		

2 of 2

Do not post - not authorized

$\left\langle \begin{matrix} 3,720.07 \\ 79.74 \end{matrix} \right\rangle$  } SCERS not permissible  
18,166.13 ← Allowable Investment Cost Recovery Fee

Refer to A-5 for Calculation of Fee

1  
Aol B  
nt Qtr 81-82

Investment Cost Recovery Fee

APPORTIONED INTEREST  
07/01/81 THROUGH 10/02/81

A-12

FUND NUMBER	FUND NAME	DOLLAR DAYS	APPORTIONMENT	FUND TOTAL
4-13	B WATER	755,424,249.75	3,682.05	3,682.05
4-14	B SEWER	881,698,637.55	4,297.53	4,297.53
9-28	B PARKING AUTHORITY	259,806,155.26	1,266.33	1,266.33
TOTAL DOLLARS APPORTIONED			9,245.91	

TOTAL DOLLAR DAYS : 1,896,929,042.56  
EFFECTIVE INTEREST RATE : .178

Refer to A-6 for Calculation of Fee





SACRAMENTO MUNICIPAL UTILITY DISTRICT □ 6201 S Street, Box 15830, Sacramento, California 95813; (916) 452-3211

30.4

February 9, 1982

RECEIVED  
OFFICE OF THE MAYOR

FEB 09 1982  
AM PM  
3|8|9|10|11|12|1|2|3|4|5|6

HON TOBY JOHNSON  
CHAIRPERSON  
BOARD OF SUPERVISORS  
COUNTY OF SACRAMENTO  
700 H STREET  
SACRAMENTO CA 95814

HON PHILLIP L ISENBERG  
MAYOR  
CITY OF SACRAMENTO  
915 I STREET  
SACRAMENTO CA 95814

The Sacramento Municipal Utility District Board of Directors respectfully requests that the City Council and the County Board of Supervisors delay the deadline for submission of proposals from potential bidders in the award of the Sacramento cable franchise for six weeks.

We recognize that the City and County have spent many, many hours of time and energy, including many public hearings, in formulating the current process and time schedules.

On the other hand, recent developments in cable technology offer critical potentials which may make it possible for SMUD to achieve significant improvements in efficiency of operation of its electric system, to the benefit of its ratepayers.

As you know, we are concerned over the need for managing peak load demands to avoid blackouts or lessened services to our ratepayers. The engineering and technical dimension of designing the appropriate system and determining the approach in the best interests of our ratepayers is quite complex, and we need the aforementioned time to complete these studies.


We have no desire to operate or control programming of a CATV system. We join you in looking to the best interests of the people of this community, and we will move expeditiously to

HON TOBY JOHNSON  
HON PHILLIP L ISENBERG

-2-

February 9, 1982

determine an approach best designed to achieve our responsibilities to the ratepayers and the Sacramento community.



Wm. C. Walbridge  
General Manager

Encs. (2)

cc: SMUD Board Members

RESOLUTION NO. 82-2-19

BE IT RESOLVED BY THE BOARD OF DIRECTORS  
OF SACRAMENTO MUNICIPAL UTILITY DISTRICT:

The General Manager is hereby directed to send a letter to the City Council and the County Board of Supervisors requesting that they delay the deadline for submission of bids for the award of the Sacramento cable television franchise for six weeks. The letter shall be substantially identical to the draft attached hereto.

Adopted February 8, 1982

INTRODUCED BY DIRECTOR <i>Law</i>				
SECONDED BY DIRECTOR <i>McClain</i>				
DIRECTORS	AYE	NO	ABSTAIN	ABSENT
KEHOE	✓			
CASTRO		✓		
CARR	✓			
McCLAIN	✓			
TAYLOR				✓

10

.....

RESOLUTION NO. 82-2-20

BE IT RESOLVED BY THE BOARD OF DIRECTORS  
OF SACRAMENTO MUNICIPAL UTILITY DISTRICT:

The District's staff is hereby directed to explore the following three options with respect to cable television:

(1) Full ownership of the entire distribution system;

(2) Negotiation of a joint venture with one of the bidders for a franchise from the City and the County;

(3) Amendment of the City-County ordinance and request for proposals for the installation of a cable television system so that the request would require bidders to provide for appropriate participation by the District in the cable TV arrangements.

Adopted February 8, 1982

INTRODUCED BY DIRECTOR <i>Bar</i>				
SECONDED BY DIRECTOR <i>McClain</i>				
DIRECTORS	AYE	NO	ABSTAIN	ASSENT
KEHOE	✓			
CASTRO	✓			
CARR	✓			
McCLAIN	✓			
TAYLOR				✓