

City of Sacramento  
**Measure U Community Advisory Commission Report**  
915 I Street Sacramento, CA 95814  
www.cityofsacramento.org

---

**File ID:** 2026-00860

4/20/2026

---

**Overview of Measure U Funded Departments and Programs: Department of Youth, Parks, & Community Enrichment**

File ID: 2026-00860

**Location:** Citywide

**Recommendation:** Receive, comment, and provide direction.

**Contact:** Jackie Beecham, Director, (916) 808-1041, jbeecham@cityofsacramento.org, Department of Youth, Parks, and Community Enrichment

**Presenter:** Jackie Beecham, Director, (916) 808-1041, jbeecham@cityofsacramento.org, Department of Youth, Parks, and Community Enrichment

**Attachments:**

1-Description/Analysis

2-Presentation

**Description/Analysis**

**Issue Detail:** As part of its 2026 Workplan, the Measure U Community Advisory Commission requested presentations from departments that are responsible for implementing Measure U funded programs. During this item, the Department of Youth, Parks, & Community Enrichment will provide an overview of its Measure U funded programs and services.

**Policy Considerations:** City Council Ordinance 2024-0039, adopted September 24, 2024, outlines the purpose and the powers and duties of the Measure U Community Advisory Commission; specifically, to ensure that the expenditures of City resources reflect Council and community priorities, the commission shall review, report, and make non-binding recommendations on revenue and expenditures of certain funds from the Transactions and Use Tax imposed under Sacramento City Code chapter 3.27 (Sacramento City Code chapter 2.114).

**Economic Impacts:** Not applicable.

**Environmental Considerations:** California Environmental Quality Act (CEQA): This report concerns administrative activities and governmental fiscal activities that do not constitute a “project” as defined

---

by the CEQA Guidelines Sections 15378(b)(2) and 15378(b)(4) and are not subject to the provisions of CEQA (CEQA Guidelines Section 15060(c)(3)).

**Sustainability:** Not applicable.

**Commission/Committee Action:** Not applicable.

**Rationale for Recommendation:** In adopting its 2026 Workplan, the Measure U Community Advisory Commission invited City departments to provide an overview of their Measure U funded programs.

**Financial Considerations:** Not applicable.

**Local Business Enterprise (LBE):** Not applicable.



*City of*  
**SACRAMENTO**

Youth, Parks, & Community Enrichment

# YPCE Impact Overview

---

Measure U Advisory Commission

April 20, 2026

*Diverse, Dynamic, Together*

# Mission, Vision & Core Values

## Mission

Together we empower our youth, strengthen neighborhoods, and provide life-enriching programs for a beautiful, livable community.

## Vision

Our beautiful parks and enriching programs create a thriving community with healthy, strong, and cohesive neighborhoods.

## Core Values

Inclusiveness & Equity, Innovation, Collaboration, Stewardship, Excellence, Safety, Customer Service, and Enjoyment & Fun

# Goals & Priorities

## Equitable Access & Activation

Deliver equitable programs and activate parks to support community and economic impact

## Safe, Clean & Accessible Spaces

Maintain safe, clean, and accessible parks, trails, and facilities

## Proactive Public Safety

Advance public safety through proactive ranger presence and community engagement

# Budgeted Operations



**\$65.9M**

Operating Budget



**\$42.2M**

Measure U Fund



**678 FTE**

= 1,437 Individual Employees

# Park Ranger Division

## Services & Impact



**15**  
Park  
Safety Staff



**9,862**  
Total Calls  
For Service



**1,087**  
Rapid  
Response Calls



**107**  
Special Event  
Support Hours



**57**  
Requests for Park  
Cleanup Support



**1,077**  
Permits  
Posted



Responsible for the service, safety, and preservation of **243** parks and **4,360** acres of public space.



# Park Maintenance

## Services & Impact



5,000+

Organized youth & adult sporting events



5,600+

Individual requests for service (via 311)



475+

Permitted park events



41,000

Volunteer hours



125

Full Time Employees providing support



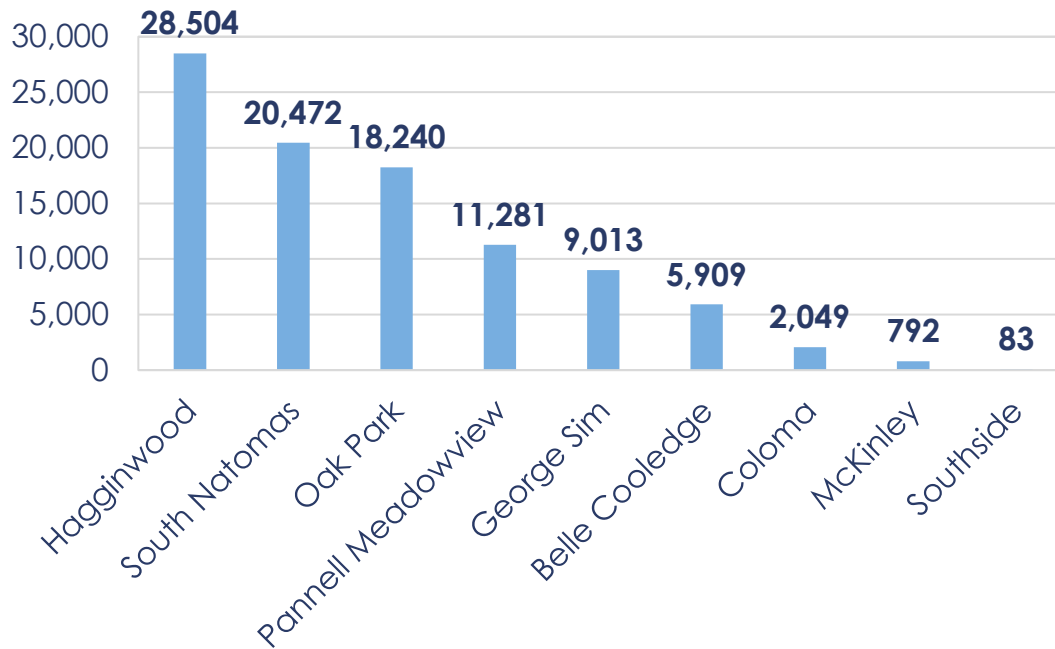
Daily care and maintenance of **243** parks, parkways, Sacramento's historic cemetery, community gardens and open space areas spanning over **4,360** acres.



# Community Centers

## Participation & Impact

### Center Visits



### Programming

#### Center offerings:

- Recreation Explorer Camp
- Youth After School Program
- Teen After School Program
- Special Events
- Senior Programming
- Wellness Room



Delivering accessible, high-impact programming across **15** community centers.



# Community Centers

## Facilities & Community Impact



### Facilities

- **15** City-operated Centers & Clubhouse
- **\$245K** Standard Fee Waived
- **\$120K** Sports Field Fees Waived



### Leisure Enrichment

- **9,204** Enrollments
- **27** Rec Services Contracts
- **15** Locations Served (Centers & Parks)



### Summer Oasis

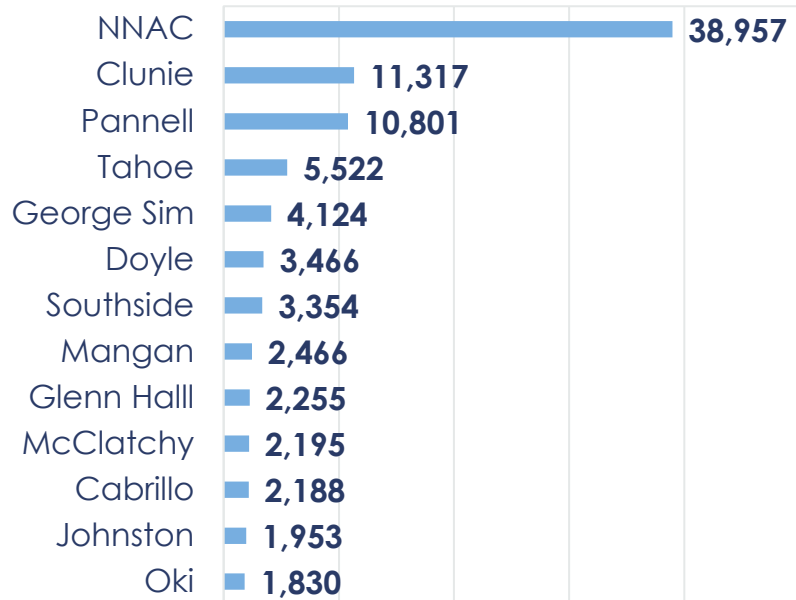
- **2,038** Youth & Teen Enrollments
- **\$100K** YPSF Scholarships Awarded
- Locations: Community Centers & Parks

Spaces that **empower**. Programs that **connect**. Community that **thrives**.

# Aquatics

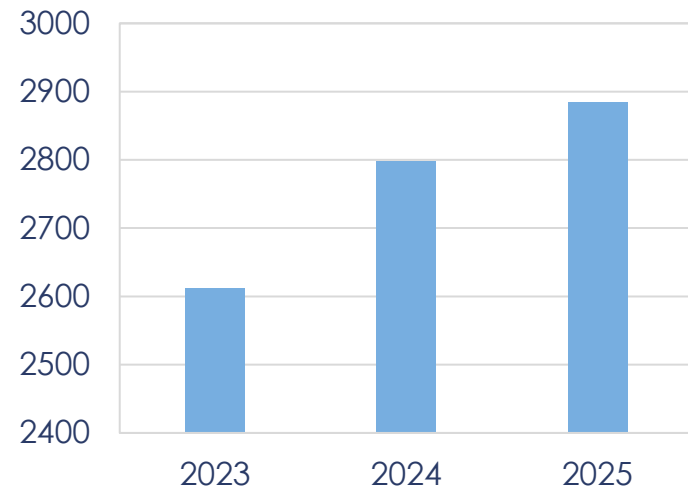
## Attendance & Impact

### Rec Swim Attendance



- **90,428** total rec swim visits
- **8,088** total wading pool visits

### Swim Lesson Registrations



- **2,884** total registrations
- Busiest Swim Lesson locations:
  - NNAC: **961**
  - Clunie: **662**
  - Pannell: **425**

Provide water safety and recreational swim programs for youth, adults and families at **18** facilities citywide.

# Aquatics

## Attendance & Impact

### Equity & Access

- **\$102,619** total scholarships + reimbursements
- **748** youth served through YPSF
- **\$61,765** awarded (swim lessons, swim team, Jr. Lifeguard)
- **26%** of participants received scholarships

### Participation

- **9,333** lap swim participants
- **8,358** aquacise participants
- **347** swim team participants
- **309** basic water safety participants
- **578** community members engaged through aquatics special and safety-focused events.

### Workforce Development

- **145** lifeguards certified
- **47** lifeguard scholarships awarded
- **82** youth in Jr. Lifeguard program

### Community Feedback

**93%** say pools benefit community

**90%** say programs are good value

**89%** say swimming improves wellbeing

**98%** would return to programs





# Youth Workforce Development

## Participation & Impact

Upskilling youth **10-24** years of age citywide for long-term success incorporating youth development strategies into stipend based and paid work experience opportunities.



More than **948** youth registered for the **22** cohorts of stipend-based programs at community centers throughout the city.

### Programs:

- Young Leaders of Tomorrow (10-12)
- Prime Time Teen (13-18)
- North Natomas Workforce (13-18)
- Jr Rec Aide (16-18)



Provided employment opportunities to **276** youth, completing **43,284** hours of work at various parks, community centers, local business, or schools.

### Programs:

- Landscape & Learning (14-17)
- WIOA Program (High School Seniors)



**\$714,186**

Youth investments through wages in grant-based programs and paid work experience



# Older Adult Services

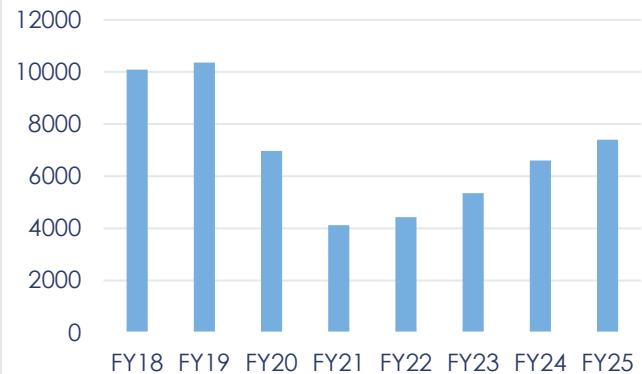
## Attendance & Impact

### Hart Senior Center Participation Growth



Participation has **nearly doubled since 2023**, with **10,000+ seniors served annually** through programs and resource support.

### Triple-R Program Participation Over Time



Providing **respite care for families since 1992**, now operating **3 sites citywide** serving individuals with memory loss.



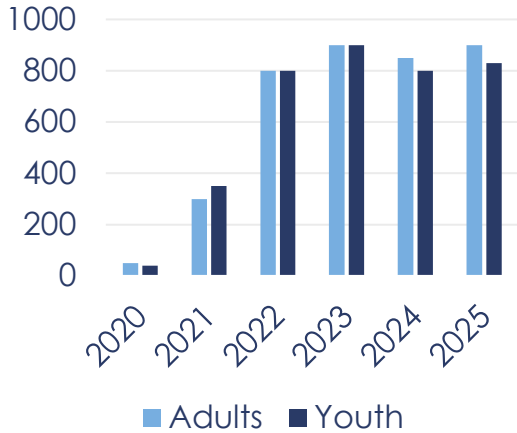
*Empowering  
Sacramento's 50+  
community to stay active,  
connected, and thriving.*



# Camp Sacramento

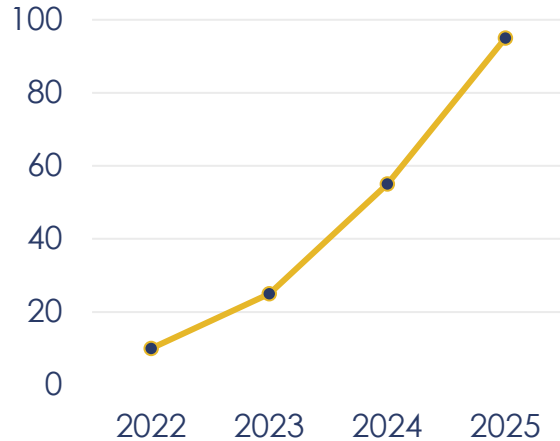
## Attendance & Impact

### Family Camp Attendance



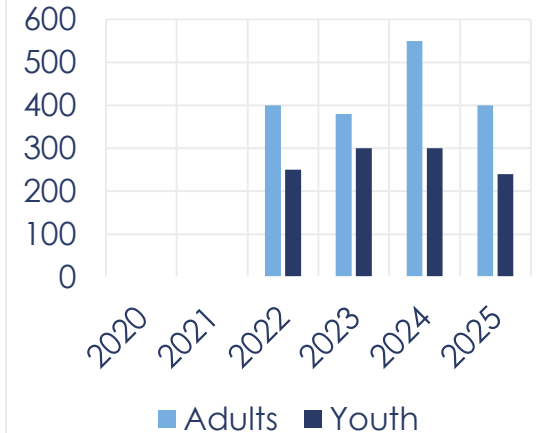
- **1,732** attendees in 2025
- **48%** youth
- **81%** Sacramento residents

### New Families



- **88%** of 2025 reservations from new families
- Includes Bonus Summer + Senior Camp programs residents

### Post Season Attendance



- **640** post-season attendees in 2025
- **35%** youth participation



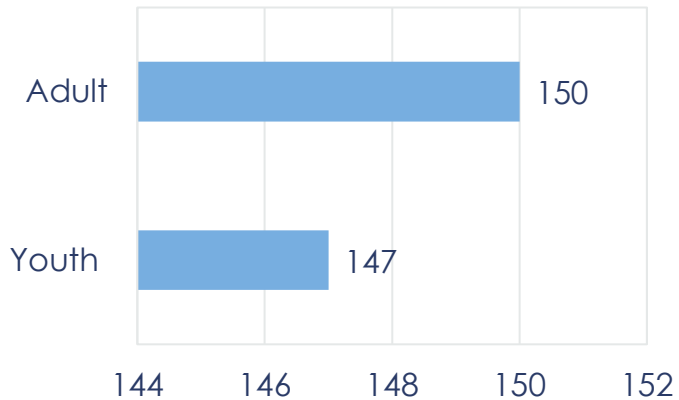
Where Sacramento families go to unplug, reconnect, and make memories in nature, a tradition over **100** years strong.



# Access Leisure

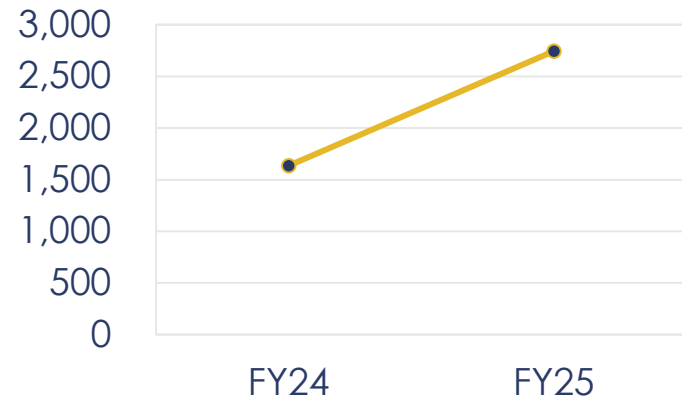
## Participation & Impact

### ACL Programs



Delivered **297 inclusive recreation programs** for youth, teens, and adults citywide.

### Participants



Participation in specialized recreation **increased 50.6% year-over-year.**



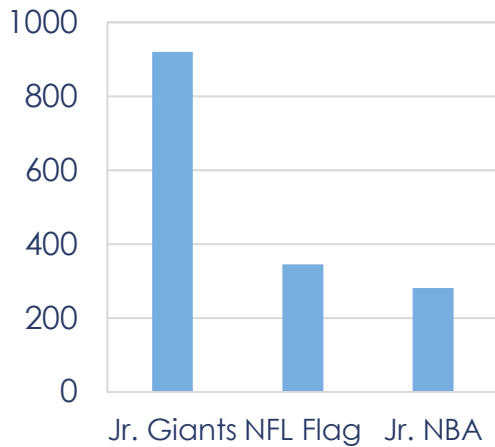
Delivering inclusive recreation for all ages and abilities for over **50 years.**



# Community Recreation

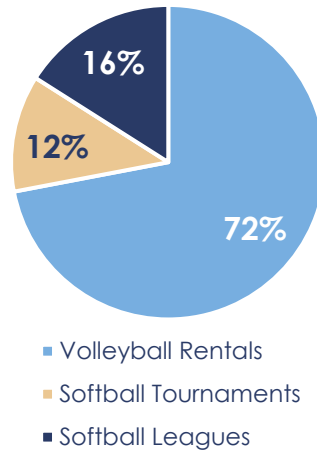
## Participation & Impact

### Participants



Over **1,500** youth participated across baseball, football, & basketball programs.

### Percentage



Adult programming is primarily driven by volleyball rentals, with additional league & tournament play.

### New Programs (2025)

- Spring Youth Basketball Camp (outdoor)
- Youth Skate Camps
- Sports for Life Soccer Tournament

### Program Expansion

Expanded **3 new programs** in 2025 to better meet community needs and increase access to sports opportunities across the city.



# Sports Field & Permitting Events

## Applications & Impact



## Sports Field Permits

- Annual permits for youth & adult sports
- Practices, games, and lighted field use
- Clear allocation guidelines for access, seasons, and maintenance

## Youth Sports Field Permits

- **75** applications received
- **526** youth sports permits issued
- **12K** youth served
- **\$110K** fees waived to expand access

## Permitting & Events

- Permits for events **200+** attendees, including:
- Amplified sound, alcohol, public access, street closures
- **1,300+** event days annually
- **200+** Council & City-supported events
- Event support includes stages, tables, chairs, tents, and barricades

# Deferred Maintenance

## Measure U Investment



**\$14.5M+**  
invested to restore  
& maintain city facilities





*City of*  
**SACRAMENTO**  
Youth, Parks, & Community Enrichment

# 2025 Impact Overview



*City of*  
**SACRAMENTO**

Youth, Parks, & Community Enrichment

**Q&A**

[www.cityofsacramento.gov/YPCE](http://www.cityofsacramento.gov/YPCE)

*Diverse, Dynamic, Together*