

NOTE: DO NOT COVER OR CONCEAL ANY BUILDING, ELECTRICAL, PLUMBING OR MECHANICAL WORK WITHOUT INSPECTOR'S SIGNATURE IN PROPER PLACE.

NO.	DESCRIPTION	INSPECTOR	DATE
B10	FOUNDATION FORMS		
B11	INSPECTION		
B12	CONCRETE SLAB FORMS		
B13	PLUMB. UNDER FLOOR/SLAB		
B14	MECH. UNDER FLOOR/SLAB		
B15	ELECT. UNDERGROUND		
B16	ELECT. CONDUIT-SLAB		
B17	DO NOT COVER UNTIL INSTALLATION ABOVE HAS BEEN SIGNED		
B18	FLOOR JOISTS OR GIRDERS		
B19	DO NOT INSTALL SUB FLOOR UNTIL ABOVE HAS BEEN SIGNED		
B20	INSULATION/WALL/FLOOR		
B21	TOP PLUMBING		
B22	TOP MECHANICAL/WALL/CEIL.		
B23	ROUGH ELECTRICAL/WALL/CEIL.		
B24	FRAME		
B25	ROOF PLYWOOD NAIL COMM. & APTS.		
B26	EXTERIOR LATH/SIDING		
B27	DO NOT COVER UNTIL INSTALLATION ABOVE HAS BEEN SIGNED		
B28	INIT. LATH OR WALL BD. NAILING		
B29	DO NOT TAPE PLASTER OR TOP UNTIL ABOVE HAS BEEN SIGNED		
B30	SERVICE UNDERGRD CONDUIT		
B31	SEWER SERVICE		
B32	WATER SERVICE		
B33	SPRINKLER SYSTEM		
B34	DO NOT COVER UNTIL INSTALLATION ABOVE HAS BEEN SIGNED		
B35	GAS TEST		
B36	TEMP. GAS		
B37	POWER POLE		
B38	TEMP. POWER #		

SWIMMING POOLS ONLY

DO NOT COVER UNTIL INSTALLATION ABOVE HAS BEEN SIGNED

FINAL APPROVALS
 W H 7-28-03

DO NOT OCCUPY BUILDING UNTIL ALL OF THE ABOVE HAVE BEEN SIGNED AND CERTIFICATE OF OCCUPANCY ISSUED

BUILDING SITE ADDRESS

2635 LAND AVE

SUITE

INSR. AREA

ASSESSOR PARCEL NO. 265-0280-053 & 054

ADDRESS 4440 PIEDRA CT

COMMUNITY PLAN NO. 95677

PHONE NO. 916-991-1333

NAME OF APPLICANT DAVID B. KNOTTS CONST.

PROPERTY OWNER ROCKLIN, CA

ZIP CODE 95673

PLAN CHECK NO. 4C

649 W. ELKHORN BLVD
 RIO LINDA, CA

ARCH. ENGR. GEORGE H. LAWRENCE

LICENSE NO. 916-991-1333

NO. OF STORIES	NO. OF ROOMS	ROOF COVERING	AREA 1ST FLOOR	TOTAL AREA	GARAGE AREA	PATIO AREA	USE ZONE	STREET WIDTH

FLOOD STATUS () SPECIAL CONDITIONS ATTACHMENTS:
 ZONE NR)

CITY OF SACRAMENTO BUILDING INSPECTION DIVISION INSPECTIONS 264-5191

WORKERS COMPENSATION DECLARATION

I hereby affirm under penalty of perjury one of the following declarations:
 I have and will maintain a certificate of consent to self insure for workers' compensation as provided for by Section 3700 of the Labor Code, for the performance of work for which the permit is issued.
 I have and will maintain workers' compensation insurance as required by Section 3700 of the Labor Code, for the performance of the work for which this permit is issued. My workers' compensation insurance carrier and policy number are:
 Carrier: _____
 Policy Number: _____

This section need not be completed if the permit is for one hundred dollars (\$100) or less. I certify that in the performance of the work for which this permit is issued, I shall not employ any person in any manner so as to become subject to the workers' compensation laws of California and agree that if I should become subject to the workers' compensation provisions of Section 3700 of the Labor Code, I shall forthwith comply with those provisions.

Date: _____ Applicant: _____ (Signature)

ISSUED BY:	VALUATION	\$ 4,100.00	FIRE SP.	
DATE ISSUED	BUILDING PERMIT FEE	\$	FED CODE	
PLAN CHECK/PROC FEE	\$		PERMIT NO.	10
S.M.I. FEE	\$			
CONST. EXCISE TAX	\$			
CITY BUS LICENSE	\$			
TECH. FEE	\$			
WATER DEV. FEE	\$			
CITY SEWER DEV. FEE	\$			
REG. SEWER FEE	\$			
RESIDENTIAL CONST. TAX	\$			
TOTAL FEES		\$		

APPLICATION FOR COMMERCIAL BUILDING PERMIT

CITY OF SACRAMENTO
DEVELOPMENT SERVICES DIVISION
PERMIT SERVICES SECTION

1231 I Street, Rm. 200
 Sacramento, CA 95814 (916) 264-7619 FAX 264-7046

ACTIVITY # 00.05575	Insp. Area 4C
---	---

Applicant **MUST** complete ALL Unshaded areas

ADDRESS 2655 Land Ave Suite _____
 PARCEL # 2650280053 054 A

<p style="text-align: center;">CONTACT</p> Name <u>George H. Lawrence III</u> Street Address <u>649 West Elkhorn Blvd</u> City/State/Zip <u>Rio Linda, CA 95673</u> Phone <u>916 991 1333</u> FAX <u>916 991-5007</u> E-mail: _____	<p style="text-align: center;">LICENSED CONTRACTOR Lic No. # <u>456942</u></p> Name <u>David B. Knotts Const.</u> Address <u>4440 Piedra Ct.</u> City/State/Zip <u>Rocklin CA 95677</u> Phone _____ FAX <u>916 624-1665</u> E-mail: _____
<p style="text-align: center;">ARCHITECT/ENGINEER</p> Name _____ Address _____ City/State/Zip _____ Phone _____ FAX _____ E-mail: _____	<p style="text-align: center;">OWNER</p> Name <u>George H. Lawrence III</u> Address <u>649 West Elkhorn Blvd.</u> City/State/Zip <u>Rio Linda CA 95673</u> Phone <u>916 991-1333</u> FAX <u>916 991-5007</u> E-mail: _____

→ Will permittee have any employees on the jobsite? No Yes → INSURANCE CO: State Fund
 → WORKER'S COMPENSATION POLICY # 714958 EXPIRATION DATE: NOV, 2000

NATURE OF WORK IN DETAIL: Install 200 AMP METER + Service +
Install Dimising wall

OCCUPANT/TENANT: NOT OCCUPIED VALUATION: \$ 4100⁰⁰

FLOOD STATUS: <u>NR</u>				S.C.A.T.						
JOB DESCRIPTION		BLDG	SHELL	APT	TI()	REM(<input checked="" type="checkbox"/>)	SW	FIRE	ADD	OTH
INSPECTION DISCIPLINES		<input checked="" type="checkbox"/> BLDG	<input type="checkbox"/> MECH	<input type="checkbox"/> PLUMB	<input checked="" type="checkbox"/> ELEC	<input type="checkbox"/> SITE	<input type="checkbox"/> FIRE			
# Stories	1st flr Area.	Total Area	Use Zone	Occp Group	Const type	Fire Req. Y / N		Fed Code	Vio. File	
<u>1</u>				<u>SZ</u>	<u>VN</u>	SPR	ALARM	<u>10</u>	[H]	[Quad]
<input checked="" type="checkbox"/> B	<input checked="" type="checkbox"/> D	P	M	<input checked="" type="checkbox"/> E	<input checked="" type="checkbox"/> F	S		D	PW	UTIL
<u>13 ft</u>	<u>13 ft</u>			<u>137 sq</u>	<u>13 sq</u>					

COMMENTS: _____

REGIONAL SANITATION FEES? Yes No HEALTH DEPARTMENT? Yes No
 WATER FLOW TEST FOR NEW BUILDINGS OR ADDITIONS? Provided Faxed

REVISION ON ACTIVE PERMIT

NEW PLAN CHECK NO#: _____
 OLD PLAN CHECK NO#: 0005575C

DATE: 7/10/00

This sheet is to be used only when a permit has been issued, is still active, and the applicant wishes to make changes to the existing approved plans.

All revisions clouded? YES NO

JOB ADDRESS 2635 Land Ave SUITE PERMIT NO 00-05575C

AREA: HC DBA: _____

DESCRIPTION OF REVISIONS E-1 One Line Diagram

DISCIPLINE	B	L	P	M	<u>E</u>	F	S	R	D
CHECKED BY									
ROUTE TO									
CODE									
HOURS SPENT									

CONTACT: George Lawrence

ADDRESS: 649 W Elk Horn Blvd.
Rio Linda

PHONE#: 991-1333

OF PLANS SUBMITTED 2 SUBMITTED TO [Signature]

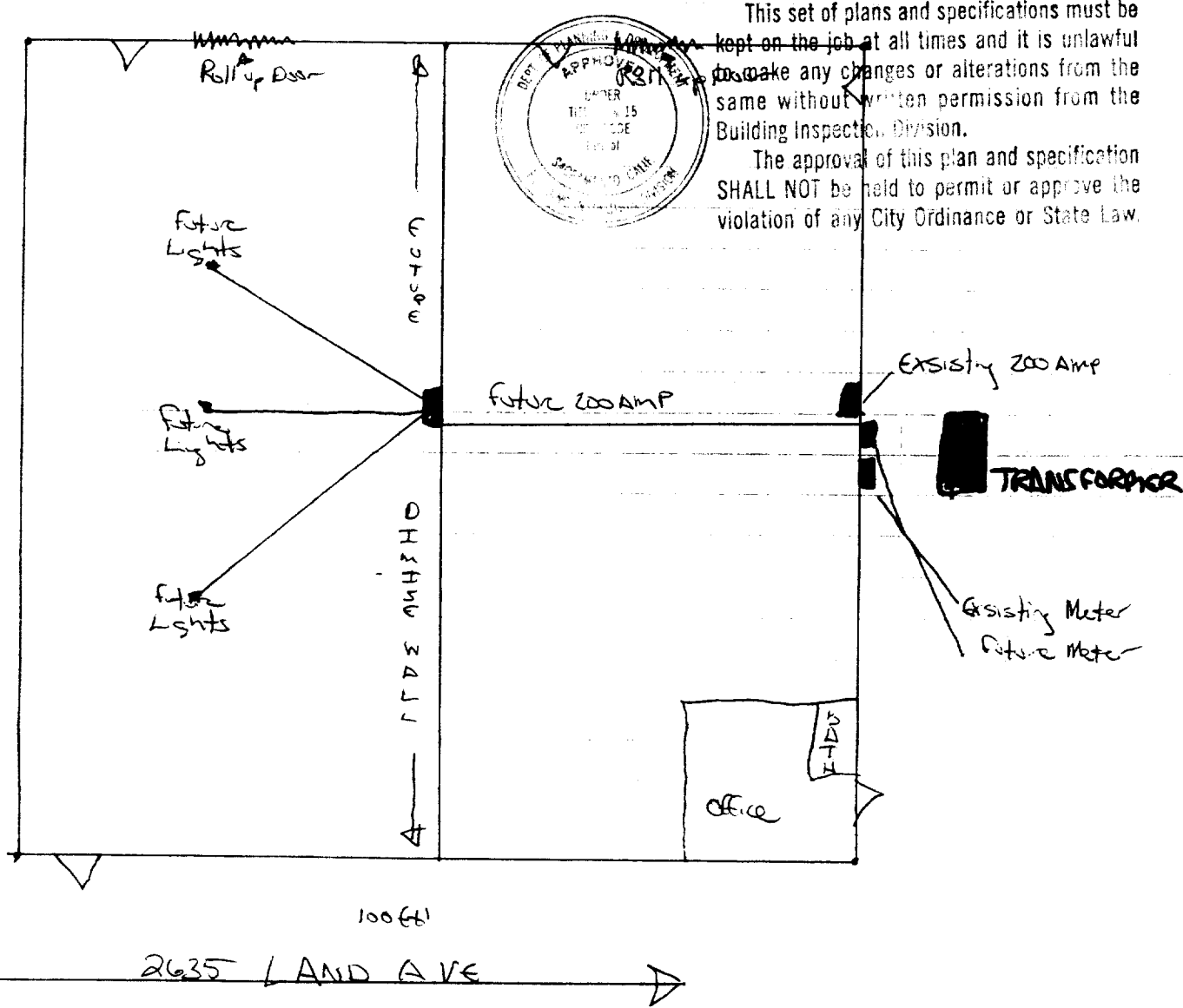
I understand that I am responsible for all plan check fees that I incur during the course of this additional plan check and that any approved plans not claimed and paid for within 3 months of notification will be disposed of and an invoice procedure for the amount due will be initiated. I further understand that an unclaimed revision may result in delay of final approval for the subject project.

[Signature] 7/10/00
 Applicant signature Date


DATE NOTIFIED	PLAN BIN

APP FEE	PAID

AGENCY	TOTAL HRS	TOTAL FEES
BLDG		
PW		
PLEASE PAY THIS AMOUNT		



This set of plans and specifications must be kept on the job at all times and it is unlawful to make any changes or alterations from the same without written permission from the Building Inspection Division.
 The approval of this plan and specification SHALL NOT be held to permit or approve the violation of any City Ordinance or State Law.



Brian NOT TO BE BUILT
 Color 10/15/00

- TYPE X 6" metal studs x 20 g.
- Dimise wall 5/8 Sheet Rock Both Sides, Metal studs, Fire tape w/ flex track @ top of wall @ 16" o/c
 - 200 AMP Meter main, EMT Conduit over to 200 Amp sub-Panel & power driven pin @ 30" o/c @ bottom of wall
 - 1/2 EMT conduit to Quad Boxes for Lights
 - 6 8ft. Fluorescent Strip lights hung from Ceiling #12 Wire

Sacramento Building Division

JUN 0 5 2000

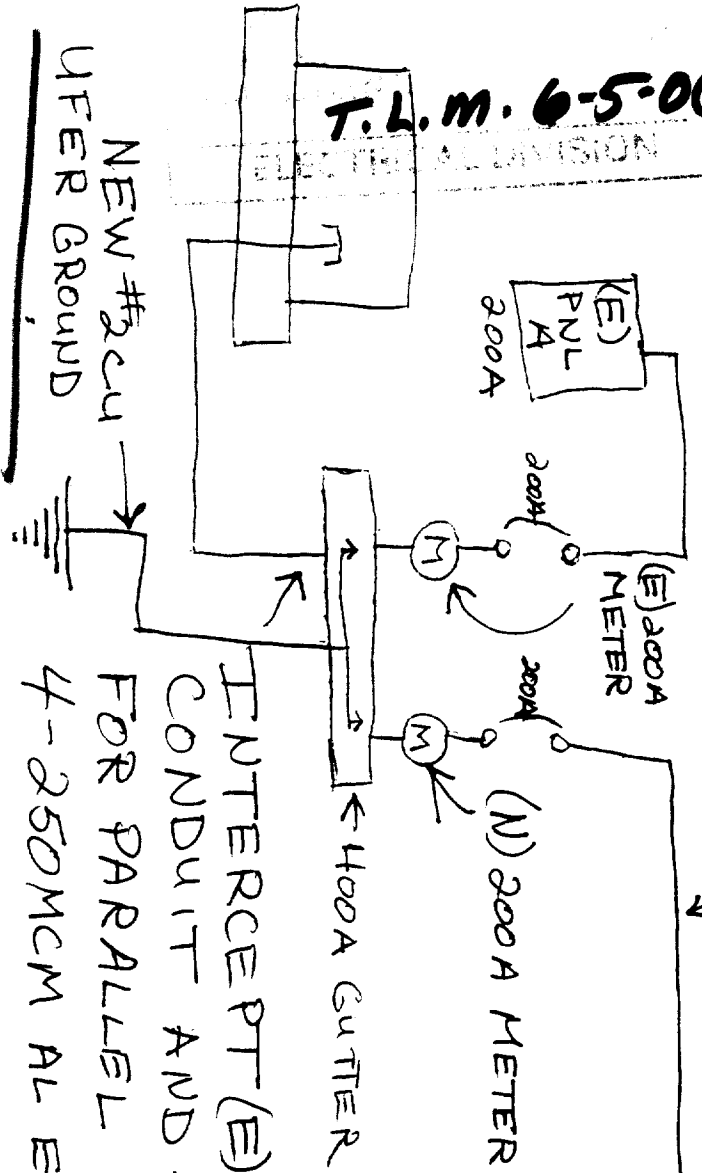
ISSUED

John Tang

1996

T.L.M. 6-5-00

ELECTRICAL DIVISION



REFEED (E) 200A
 SERVICE FROM
 NEW 400A GUTTER

(E) 2 1/2" Conduit w/(N) 4-3/0 CU

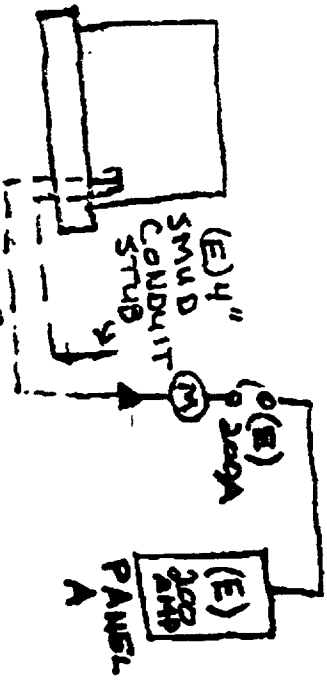
INTERCEPT (E) 4" SECONDARY
 CONDUIT AND PLACE (N) GUTTER (400A)
 FOR PARALLEL 200 AMP SERVICES
 4-250MCM AL EACH (8 wire total)

ISSUED

JUN 05 2000

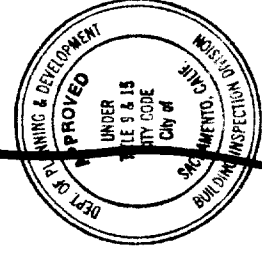
Sacramento Building Division

(E) 4" Conduit w/4 250MCM AL FEEDERS TO REMAIN

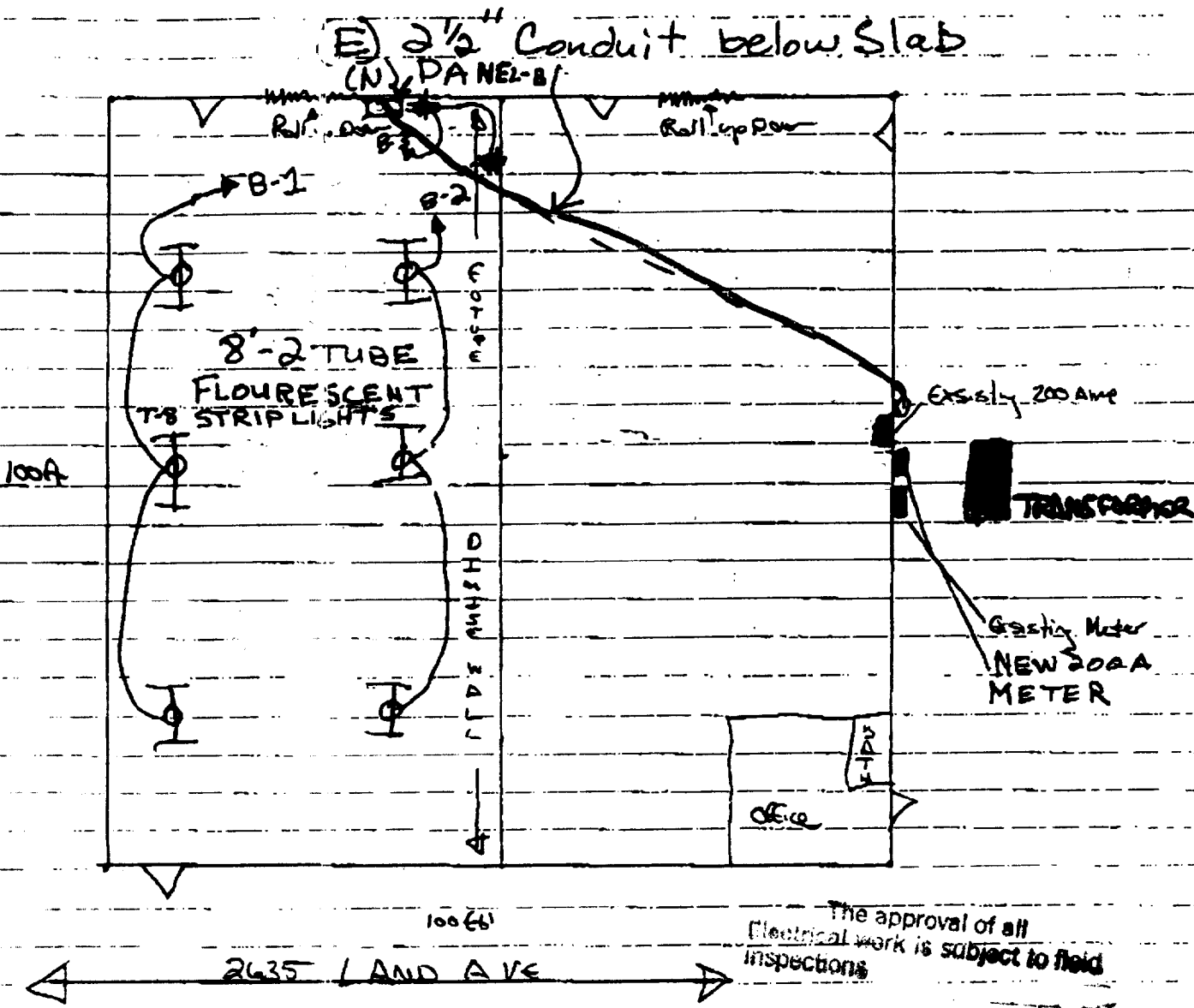


EXISTING DISTRIBUTION

This set of plans and specifications must be kept on the job at all times and it is unlawful to make any changes or alterations from the same without written permission from the Building Inspection, Division.
 The approval of this plan and specification SHALL NOT be held to permit or approve the violation of any City Ordinance or State Law.



10F3 Elect




- Dimmable wall 5/8\"/>

ISSUED

JUN 05 2000

Sacramento Building Division



This set of plans and specifications must be kept on the job at all times and it is unlawful to make any changes or alterations from the same without written permission from the Building Inspector.

The approval of this plan and specification SHALL NOT be held to permit or approve any violation of any City Ordinance or State Law.

2 OF 3

PANEL B 120/208 3 PH 4W 200AMP
SURFACE 42 CKT

DESCRIPTION	LOAD	BKR	CKT	BKR	LOAD	DESCRIPTION
LIGHTS	354	1/20	1	2	1/20 354	LIGHTS
RECEPTACLES	105	1/20	3	4	1/20	- SPARE
BLANK			5	6		BLANK
			7	8		
			9	10		
			11	12		
			13	14		
			15	16		
			17	18		
			19	20		
			21	22		
			23	24		
			25	26		
			27	28		
			29	30		
			31	32		
			33	34		
			35	36		
			37	38		
			39	40		
			41	42		


TOTAL CONN LOAD = 2533 WATTS
PLUS 25% LIGHTING = 177
TOTAL LOAD = 2600 W ÷ 120V EQUALS
21.67 AMPS - 200A - OK ✓

ISSUED

JUN 05 2000

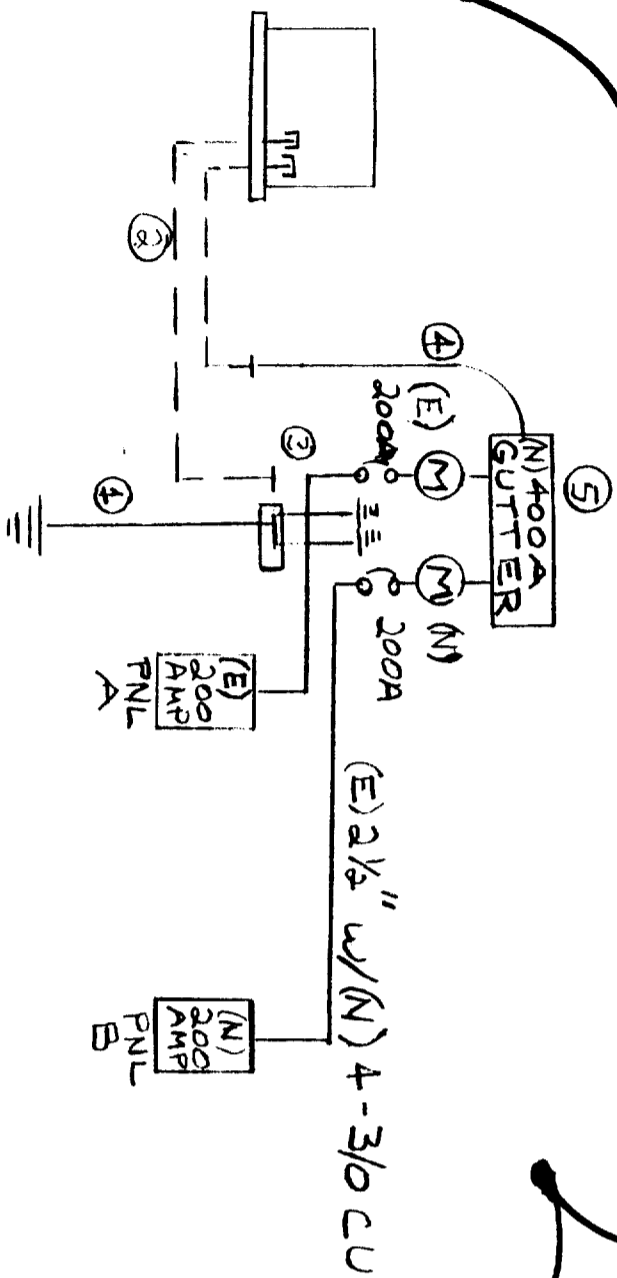
Sacramento Building Division

The approval of all
Electrical work is subject to field
inspections



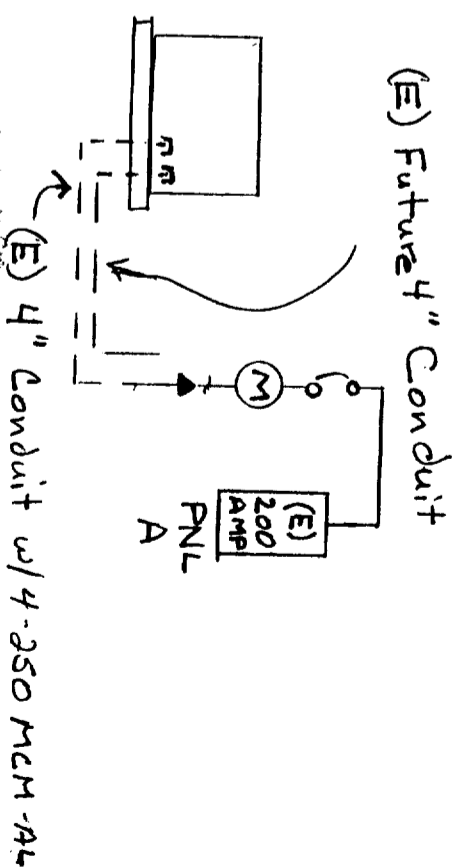
This set of plans and specifications shall be kept on the job at all times and no changes or alterations shall be made without written permission from the Building Inspection Division.
The approval of this plan and specifications shall NOT be held to permit or require the violation of any City Ordinance or State Law.

30F3




NOTES

- ① EXISTING 4/0 CU UFERR GRD, REMOVE FROM (E) 200A MAIN, ROUTE THROUGH (N) 4x4x12 GUTTER. CAD WELD 4/0 EXTENSION TO NEW 200A MAIN GUTTER RECONNECT (E) UFERR TO (E) 200A METER MAINS around (E) na. of roof (overhead)
- ② CUT AND CAP (E) 4" CONDUIT REMOVE (E) 200 MCM AL CONDUCTORS, REFEED (E) METER FROM (N) GUTTER ABOVE
- ③ PROVIDE K/O SEAL WHERE CONDUIT HAS BEEN REMOVED
- ④ EXTEND (E) 1" FUTURE CONDUIT INTO (N) 400 AMP GUTTER W/ 4-500 MCM CU SECONDARY CONDUCTORS ABOVE METERS
- ⑤ PROVIDE 300MCM X/S SPLICER KIT IN (N) GUTTER. CONNECT 3/5 TO (E) AND (N) METERS.



EXISTING DISTRIBUTION

APPROVED PER 1996
 NATIONAL ELECTRICAL CODE
 AND CITY OF SACRAMENTO
 ORDINANCE
 7-10-00 Jm
 ELECTRICAL DIVISION



This set of plans and specifications must be kept on the job at all times and it is the responsibility to make any changes or additions to these plans and specifications. The approval of this plan and specification is given on the condition that the contractor will comply with all provisions of any city ordinance or State Law.

CITY OF SACRAMENTO
 PERMIT ASSISTANCE

JUL 1 0 2000

RECEIVED

ISSUED

JUL 1 0 2000

2635 LAND AVE
 SACRAMENTO, CA

PERMIT # 00-05575
 ELECTRICAL
 REVISED 7/7/00