



4

DEPARTMENT OF  
PUBLIC WORKS

CITY OF SACRAMENTO  
CALIFORNIA

1023 J STREET  
SUITE 200  
SACRAMENTO, CA  
95814-2819

TRANSPORTATION DIVISION

916-449-5307  
FAX 916-448-8450

May 7, 1991

Joint Transportation and Community Development  
and Budget and Finance Committee  
Sacramento, California

Honorable Members in Session:

SUBJECT: FEE PROPOSALS - DEVELOPMENT SERVICES AND TRANSPORTATION ENGINEERING

SUMMARY

This report recommends that the Budget and Finance and Transportation and Community Development Committee review this report and refer it to the full City Council for approval of the attached resolutions that recommend:

1. That new fees and revised fees proposed in the attached report by the Department of Public Works, Engineering and Transportation Divisions, be established in compliance with Government Code Sections 54992 and 21080 (b) 8; and
2. That the City Fees and Charges Report be amended to reflect the above new and revised fees for the Department of Public Works, Engineering and Transportation Divisions and that these fees become effective beginning July 1, 1991 in accordance with the schedule indicated in the resolution.

BACKGROUND INFORMATION

The Department of Public Works' Development Services and Transportation Engineering sections are responsible for the majority of pre-project engineering for the Public Works' Office of Engineering and Transportation. Because these sections generally provide services to projects before they are recognized projects with funding sources, Development Services and Transportation Engineering depend for support on either the General Fund or developer fees or a combination of both. The attached report, (Exhibit A), details the proposed fee revisions and new fees, the timeline for implementation of the proposed fees, and estimated revenue to be received.

The City's developer fees have been established to recover the costs for necessary administration and engineering services for such pre-project functions as subdivision and parcel map review, and review of planning applications and reassessment maps. Staff of Development Services and Transportation Engineering have researched current costs of providing these necessary Public Works services and find

revision of fees is necessary in order to continue to recover costs for these services. In addition to the research on current costs, staff surveyed nine comparable California cities to assure that the proposed fee revisions were competitive with the other cities but not prohibitive to developers, (Exhibit B).

In addition to the recommended revisions, there are several services for which no fees have been established. These services include Public Works review of tentative maps, Public Works review of environmental documents, special events support, and written response to floodplain enquiries from commercial interests. New fees are being proposed in order to recover the costs of these services from the primary beneficiaries of these services.

Revenue resulting from revision of the existing fees and establishment of the new fees will provide the maximum possible cost recovery for the Development Services and Transportation Engineering sections of the Department of Public Works. This revenue increase will also further reduce these sections' dependence on General Fund support.

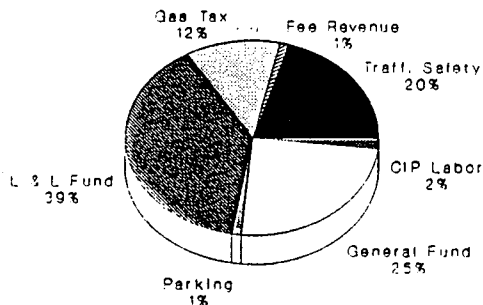
Public notification of these proposed fee revisions and new fees has been done in conjunction with the Department of Planning and Community Development. Notices were mailed to all interested parties, including engineering firms, building trades and public utilities. In addition, the City Clerk has published notification of the new and revised fees in the local newspaper.

FINANCIAL DATA

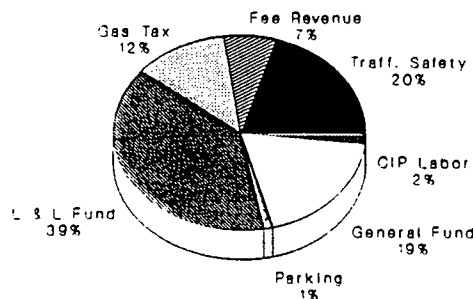
Establishment of new fees and revision of existing fees is necessary to fully recover the costs of the Department of Public Works, Engineering and Transportation Divisions for providing various administrative and engineering services. The revenue to be received through these fees will help reduce the General Fund subsidy to these divisions.

The tables and graphs below provide a summary of the proposed fees and expected revenues. More detailed cost, fee and revenue data can be found in Exhibit A.

## Transportation Engineering General Fund vs. Fee & Other Offsets

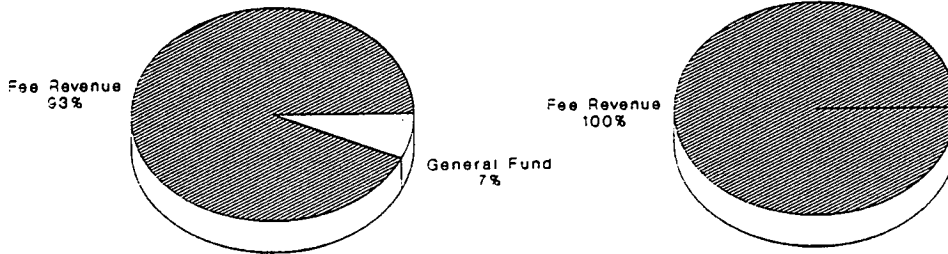


Before Fee Revision



After Fee Revision

# Development Services General Fund vs. Fee Offsets



Before Revision

After Revision

## Estimated Increased Revenue via New Public Works Fees

Revenue Description	Revenue Code	FY 92 Revenue Budget Without New Fees	FY 92 Increase Amount With New Fees	FY 92 Total Revenue Budget w/ New Fees	FY 93 Increase Amount With New Fees	FY 93 Total Revenue Budget w/ New Fees
Driveway Permits (Issuance)	3210	\$52,000.00	\$9,995.00	\$61,995.00	\$0.00	\$61,995.00
Excavation Permits (Utility Companies)	3227	\$30,000.00	\$105,000.00	\$135,000.00	\$6,750.00	\$141,750.00
Excavation Permits (Others)		incl. above	incl. above	incl. above	incl. above	incl. above
Revocable Permits (Staff Issued)	3299	\$9,000.00	\$200.00	\$9,200.00	\$0.00	\$9,200.00
Transportation Permits (Org. 3128)	3218	\$4,000.00	\$14,250.00	\$18,250.00	\$0.00	\$18,250.00
Public Works Environmental Review	TBD	\$0.00	\$52,000.00	\$52,000.00	\$0.00	\$52,000.00
Special Events Permits Org. 3128)	TBD	\$0.00	\$23,800.00	\$23,800.00	\$0.00	\$23,800.00
Reassessments (Public Works Org. 3113)	3709	\$6,190.00	\$33,070.00	\$39,260.00	\$0.00	\$39,260.00
Reassessments (Finance Org. 1134)	TBD	\$0.00	\$1,000.00	\$1,000.00	\$0.00	\$1,000.00
Assessment Prepayments (Finance Org. 1134)	TBD	\$0.00	\$1,000.00	\$1,000.00	\$0.00	\$1,000.00
*Street Light Design	3651	\$1,006,950.00	\$12,550.00	\$1,019,500.00	\$50,975.00	\$1,070,475.00
Tentative Maps	TBD	\$0.00	\$84,500.00	\$84,500.00	\$0.00	\$84,500.00
Pub. Works Review (Lot Mergers, etc.)	TBD	\$0.00	\$16,800.00	\$16,800.00	\$0.00	\$16,800.00
Pub. Works Review (Variances, etc.)	TBD	\$0.00	\$28,000.00	\$28,000.00	\$0.00	\$28,000.00
Certificates of Compliance	3639	\$35,000.00	\$19,050.00	\$54,050.00	\$0.00	\$54,050.00
<b>TOTALS:</b>		<b>\$1,143,140.00</b>	<b>\$401,215.00</b>	<b>\$1,544,355.00</b>	<b>\$57,725.00</b>	<b>\$1,602,080.00</b>

\*This fee is included and collected with Engineering Fees

POLICY CONSIDERATIONS

Cities may levy fees which are limited to the cost of services provided under the authority of the City Police Powers as defined by Article XI, Section 7 of the California Constitution. The recommended fees and fee revisions are proposed in order to offset the direct and indirect costs of providing engineering and administrative services during the pre-project phase of developments proposed in the city.

In addition, all of the recommended fees and fee revisions are consistent with the applicable sections of the Sacramento City Code and State codes, i.e. Vehicle Code, Streets and Highways Code. Specific references to the applicable code sections are included in the attached report.

MBE/WBE EFFORTS


This report does not have any effect upon the City' MBE/WBE efforts.

RECOMMENDATION

This report recommends that the Budget and Finance and Transportation and Community Development Committee review this report and refer it to the full City Council for approval of the attached resolution which recommends:


1. That the new fees and revised fees proposed in the attached report by the Department of Public Works, Engineering and Transportation Divisions, be established in compliance with Government Code Sections 54992 and 21080 (b) 8; and
2. That the City Fees and Charges Report be amended to reflect the above new and revised fees for the Department of Public Works, Engineering and Transportation Divisions and that these fees become effective beginning July 1, 1991 in accordance with the schedule indicated in the resolution.

Respectfully submitted,



ROBERT L. LEE  
Deputy Director, Public Works

APPROVED:



MELVIN H. JOHNSON  
Director, Public Works

RECOMMENDATION APPROVED:



JACK CRIST  
Deputy City Manager

Contact Person:  
Terry Moore, Supervising Engineer  
449-8213

May 7, 1991  
All Districts

# RESOLUTION NO.

ADOPTED BY THE SACRAMENTO CITY COUNCIL

ON DATE OF \_\_\_\_\_

## RESOLUTION OF FINDINGS CONCERNING NEW AND REVISED FEES FOR PUBLIC WORKS DEPARTMENT, ENGINEERING AND TRANSPORTATION DIVISIONS

BE IT RESOLVED BY THE COUNCIL OF THE CITY OF SACRAMENTO:

WHEREAS, the Budget and Finance and Transportation and Community Development Committee held a public hearing on May 7, 1991 concerning new and revised fees for the Department of Public Works, Engineering and Transportation Divisions, at which hearing staff presented oral and written reports, and at which hearing, oral and written presentations could be made by members of the public; and at which Committee recommended adoption of a new fee schedule; and

WHEREAS, the City Council received, on May 14, 1991 at a regularly scheduled Council meeting, oral and written reports by staff, and at which meeting, oral and written presentations could be made by members of the public; and

THEREFORE, on the basis of the information presented to it and upon all information in the public record, in compliance with Government Code Sections 54992 and 21080(b)8, and Section 6481 of the Streets and Highways Code, and in connection with a resolution of even date herewith establishing new and revised fees for the Department of Public Works, Engineering and Transportation Divisions, the City Council finds:

1. The new and revised fees will provide funds to meet operating expenses in connection with provision of the services for which the fees are charged.
2. The new and revised fees will provide funds to purchase necessary equipment for use in connection with provision of the services for which the fees are charged.
3. The new and revised fees do not exceed the estimated amount required to provide the service for which the fees are levied.
4. The fee set forth in Section 6481 of the Streets and Highways Code is not sufficient to reimburse the City for the necessary administrative costs in processing applications for reassessments.

ATTEST:

\_\_\_\_\_  
MAYOR

\_\_\_\_\_  
CITY CLERK

FOR CITY CLERK USE ONLY

RESOLUTION NO.: \_\_\_\_\_

DATE ADOPTED: \_\_\_\_\_



**PUBLIC WORKS DEPARTMENT - ENGINEERING DIVISION**

**I. BARRICADES SIGNS USE (Deposit)**

Block Parties \$20 (refundable)

**II. BELL AVENUE STORM DRAINAGE AND SANITARY SEWER FEE DISTRICTS**

Fee for trunk storm drainage cost for Bell Avenue  
Drainage Benefit Area \$2,515.00\*  
per acre

Fee for trunk sanitary sewer cost for Bell Avenue  
Sewer Benefit Area \$2,175.00\*  
per acre

\*Trunk fees shall increase at the rate of 0.67% per month commencing May 2, 1989, provided that in no event shall the amount of the trunk storm drainage fee exceed \$5,030 per acre or the amount of the trunk sanitary sewer fee exceed \$4,350 per acre. Fee increases and total fees shall be calculated on the first of each month and remain in effect until the first of the following month.

Collector Sewer Fee for Bell Avenue Sewer Benefit Area \$2,464.00\*  
(I-80 Industrial Park Area exempted) per acre

\*The Collector Sewer Fee shall be subject to annual adjustment commencing on March 1, 1990 and each succeeding March 1 thereafter. At the beginning of each year, the Department of Public works shall review the Engineering News Record Construction Cost Index (ENRCCI). The January ENRCCI for 20 cities and the index for San Francisco will be averaged. When the average index thus computed differs from 5012, an adjustment factor shall be applied to the Collector Sewer Fee. This factor shall be equal to the ratio of the current 20 cities/San Francisco average index divided by 5012.

**III. PERMITS**

Driveway (driveway access) \$100 plus plan check and inspection costs per fee schedule for frontage improvements

**Excavation:**

Cable TV, PG&E, Pacific Bell, SMUD & Citizen's Utilities Full cost recovery

All Others \$250 plus \$55 per hour for over five hours total staff time

Revocable \$50 plus plan check and inspection fee per frontage improvement fee schedule (no Council action required).

**PUBLIC WORKS DEPARTMENT - ENGINEERING DIVISION**

<u>Revocable Permits - continued</u>	\$200 plus plan check and inspection fee per frontage improvement fee schedule (requiring Council action)
Transportation (for excess load or size)	
Short-term Permits	\$15
Annual Permits	\$70
Duplicate Permits for Additional Loads	
Short-term Permits	\$15
Annual Permits	\$35
Special Events Permit	\$850

**IV. ENGINEERING AND RELATED FEES AND CHARGES**

Public Works Environmental Review Fee	\$2600 Per Environmental Impact Report.
Assessment Proceedings	Full cost recovery in accordance with the resolution of the City Council at the time of formation of the district. (City Code, Section 38.6) A deposit may be required prior to start of proceedings.
Reassessments	\$1,500 plus \$10/parcel for greater than than 20 parcels, and an additional Finance Department administrative fee of \$50 plus \$15 per tax year on the remaining assessment collection period for each additional parcel created. Applicant shall provide reassessment map. (City Code, Section 38.7)
Streets and Highways Code	
Sections 8740-8740.5 and 6481	
Assessment Prepayments	\$50 plus \$15 per \$5,000 in remaining principal. Fee is collected by the Finance Department.
Streets & Highways Code	
Section 8766	

Fee Schedule for Subdivisions, Frontage Improvements and Other Public Improvements (based on value of improvements and scope of service - City Code Section 38.7).

**PUBLIC WORKS DEPARTMENT - ENGINEERING DIVISION**

**IV. Engineering and Related Fees and Charges - continued**

**NOTES:**

Fees are computed by: 1) locating appropriate fee range; 2) subtracting the low value in the range from the project cost; 3) multiplying result by indicated percentage; and 4) adding indicated amount.

Fee schedules include services only for standard projects. Additional fees will be charged for difficult or unusual projects as determined by the Public Works Director or his designee. (This includes "street light only" projects, lime treated base, unusual flooding concerns, extensive project redesign, charges for overtime required on the project, providing structural engineering services, etc.).

Materials testing fees cover original testing only. Additional charges will be made if retesting is necessary.

Charges for projects requiring City design services (other than street lighting) will be based on full cost recovery. An initial deposit will be required.

An initial payment equal to one-half the estimated plan check and inspection fee (plus street light design, if applicable) is required prior to the start of plan checking. Remaining fees are due prior to start of construction.

Additional fees will be charged for change orders based on the estimated costs.

**Basic Services:**

<u>Value of Improvements</u>	<u>Plan Check and Inspection Fees</u>	<u>Materials Testing Fees</u>	<u>Total Fee</u>
\$ 0 - \$ 25,000	15.0%	3.0%	18.0%
\$ 25,000 - \$ 100,000	6.1% + \$ 3,750	2.0% + \$ 750	8.1% + \$ 4,500
\$100,000 - \$ 500,000	5.8% + \$ 8,325	1.0% + \$2,250	6.8% + \$10,575
\$500,000 - \$1,000,000	5.5% + \$31,525	0.5% + \$6,250	6.0% + \$37,775
over - \$1,000,000	5.1% + \$59,025	0.5% + \$8,750	5.6% + \$67,775

**Street Light Design Services Initial Deposit:**

<u>Value of All Improvements</u>	<u>Street Light Design Fees</u>
\$ 0 - \$ 100,000	\$ 1,000
\$ 100,000 - \$1, 000,000	1% of Construction Cost
\$ over - \$1, 000,000	\$ 10,000

Full Cost Recovery Prior to Start of Construction.

**PUBLIC WORKS DEPARTMENT - ENGINEERING DIVISION**

Surveying Services:

Value of Improvements

\$ 0 - \$ 25,000  
\$25,000 - \$100,000  
over - \$100,000

Surveying Fee

7.0%  
5.0% + \$1,750  
Service Not Provided

Building Permit Grading,  
Paving and On-Site Review

\$200 minimum charge plus \$55/hour in excess of four hours. Fee payable prior to issuance of building permit (City Code, Section 38.7)

Floodplain Evaluation and Response

No charge for verbal response or written response to owner occupied single family residents. A \$50 minimum charge for written response to all others, plus \$55/hour in excess of one hour

Right-of-Way Acquisition

Full cost recovery with a minimum deposit of \$1,000. Payment in full required prior to Council action. (City Code, Section 38.7).

Right-of-Way Abandonments

Full cost recovery with a minimum charge of \$250 (Fee may be waived at the discretion of the Director of Public Works).

Processing of Easements Within  
City Right-of-Way

Full cost recovery with a minimum fee of \$100 (City Code, Section 38.7)

Franchise Agreement Processing

Full cost recovery with a minimum fee of \$500 (City Code, Section 38.7)

**V. PUBLICATIONS**

Abandonment Proceeding

Full cost recovery

Mylar Sheets

\$2.50 each

# PUBLIC WORKS DEPARTMENT - ENGINEERING DIVISION

## Publications - continued

Standard Specifications for Public Works Construction \$10 plus tax

Design Manual \$20

## VI. SUBDIVISIONS

Tentative Maps (parcel & subdivision) \$650

Final Map \$2,300 plus \$15 for each lot in excess of 50 (City Code, Section 40.510)

An additional fee of \$88.95 per acre for a final subdivision map located within the North Natomas Community Plan area. Additional fee not applicable if fee paid as part of planned unit development review process

Parcel Map \$1,350 (City Code, Section 40.609)

Map Correction Certificate \$250 (City Code, Section 38.7)

Map Amendment \$500 (City Code, Section 38.7)

Public Works Review of Planning Applications  
For Lot Splits, Lot Mergers, Lot Adjustments \$200

Public Works Review of Planning Applications  
For Special Permits, Variances, etc. \$100

Certificate of Compliance (City Code, Section 40.1103)

Lot Splits \$750

Lot Mergers \$750

Lot Adjustments \$750 for 2-3 lots; \$1,000 for 4-6 lots plus \$50/lot over 7 lots

Administrative \$250

Tree Planting \$25 per interior lot. \$50 per corner lot (City Code, Section 40.811i)

**PUBLIC WORKS DEPARTMENT - ENGINEERING DIVISION**

Subdivisions - continued

Survey Monumentation

\$50 deposit for each boundary or interior monument (City Code, Section 40.708)

Street Name Signs

\$150 per intersection (City Code Section 40.811b)


Traffic Warning Signs, Signals  
Devices

Established by the Traffic Engineer to permit full cost recovery by the City.



STA9-01.D

# Dept. of Public Works

Development Services & Transportation Engineering



## Proposed Revenue Revision



FY 1991/92

## Table of Contents

Summary		1
Section A	Fiscal Impact and Cost Comparison	2
Section B	Survey of Other Cities	12
Section C	Backup Data for Revenue Revision Proposal	15
Section D	Proposed Changes to Fee and Charges Report	30

## Summary

In Fiscal Year 1988/89 Development Services, as a result of a study of development fees by Arthur Young, implemented a new fee schedule designed to reduce its overall impact on the General Fund from \$1.4 Million to \$300,000. The bulk of this subsidy was to cover floodplain issues. With the creation of a separate Floodplain Management Group, paid for out of the Drainage Fund, the net subsidy from the General Fund was reduced from \$300,000 to \$165,000.

The long term goal for Development Services was to eliminate its need for General Fund subsidy and become totally fee supported. Additionally, Transportation Engineering shares common activities with Development Services which currently have a significant impact on the General Fund.

Certain activities, such as tentative map processing, Public Works input in Environmental Impact Reports (EIRS), and review of planning applications, have no provision for cost recovery. Other activities, for example - excavation permits, certificates of compliance, and reassessments, are under-recovering their actual costs.

Rather than increase fees in other areas in hopes of recovering enough to cover the costs of these programs, it is recommended that each program be examined as a "stand-alone activity," responsible for its own cost recovery.

The following pages will show how these proposed revenues compare with existing fees for individual activities, examine the fiscal impact of the proposed fees, compare program costs with current and proposed revenues, and report the findings of a survey of development fees charged by other agencies.

# **Section A**

## **Fiscal Impact and Cost Comparison**

This section deals with the fiscal impact the proposed fee revision will have on the General Fund. It also shows how each fee compares to project costs (both current and proposed fees). The first area is a chart that compares current and proposed fees and the fiscal impact these fees will have on the General Fund. The second area is a series of bar charts comparing costs versus current and proposed fees by project. The third area is a chart showing the fiscal impact the proposed fees will have over the next two years. The last area are two pie charts that address Development Service's and Transportation Engineering's impact on the General Fund before and after the proposed fee revision.

Current vs. Proposed Fees Comparison

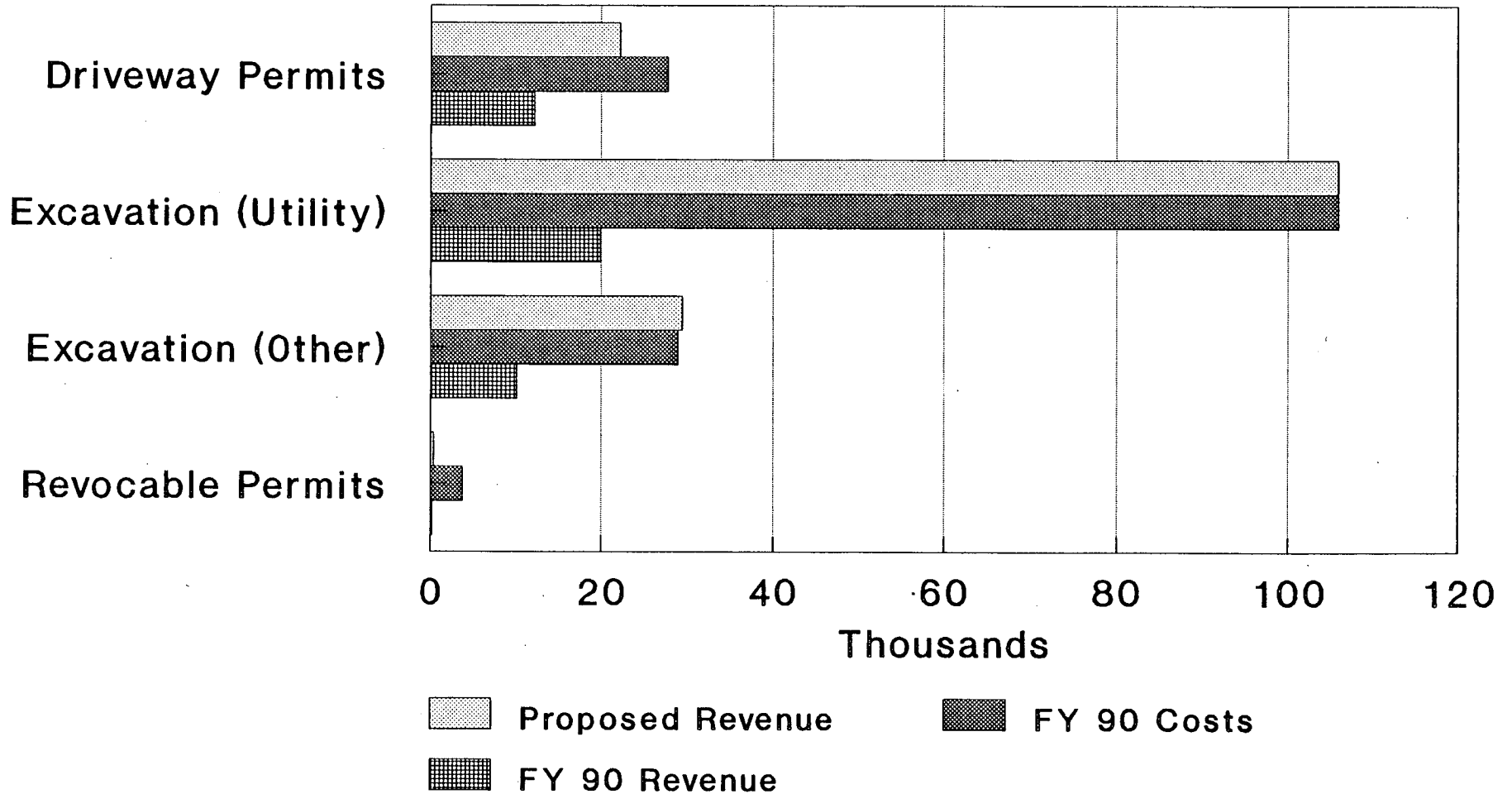
Service	Current Fee	Estimated Cost	Estimated Fee Before Revision	Increase Amt After Fee Revision	Estimated Fee After Revision	Proposed Fee
Driveway Permits (Issuance)	\$55 per permit *Plan Check Fee Not Included	\$27,741	\$12,205	\$9,995	\$22,200	\$100 Per Permit *Plan Check Fee Not Included
Excavation Permits (Utility Companies)	\$120 Per Permit	\$105,935	\$19,920	\$86,015	\$105,935	Full Cost Recovery
Excavation Permits (Others)	Same as Above	\$28,937	\$10,080	\$19,320	\$29,400	
Revocable Permits (Staff issued)	\$25 Per Permit	\$3,803	\$200	\$200	\$400	\$50 Per Permit
Transportation Permits	Short Term Permits \$3 Annual Permits \$25 Short Term Duplicates \$1 Annual Duplicates \$10 Route Modifications \$5	\$70,000	\$4,000	\$14,250	\$18,250	Short Term Permits \$15 Annual Permits \$70 Short Term Duplicates \$15 Annual Duplicates \$35 Route Modifications \$0
Public Works Environmental Review	No Fee Presently	\$52,000	\$0	\$52,000	\$52,000	\$2,600 Per EIR
Speical Events Permits	No Fee Presently	\$23,800	\$0	\$23,800	\$23,800	\$850 Per Permit
Reassessments (Public Works)	\$380 plus \$10/parcel > 20 Parcels	\$39,803	\$6,190	\$33,070	\$39,260	\$1,500 + \$10/Parcel > 20 Parcels
Reacessments (Finance)	No Fee Presently		\$0	\$1,000	\$1,000	\$50 + \$15/Yr on Time Remaining
Assessment Payments	No Fee Presently		\$0	\$1,000	\$1,000	\$50 + \$15 per \$5K in Remaining Principal
Street Light Design *Included within Engineering Fees	< \$25K = 1% of Const. Cost \$25K - \$100K = .8% + \$250 \$100K - \$500K = .7 + \$850 \$500K - \$1,000K = .6% + \$3650 Over \$1,000K = .4% + \$6350	\$54,357	\$41,832	\$12,550	\$54,382	Full Cost Recovery Initial Deposit - \$1,000 < \$100K 1% if between \$100K - 1,000K \$10,000 over \$1,000K

Current vs. Proposed Fees Comparison

Service	Current Fee	Estimated Cost	Estimated Fee Before Revision	Increase Amt After Fee Revision	Estimated Fee After Revision	Proposed Fee
Tentative Maps	No Fee Presently	\$84,500	\$0	\$84,500	\$84,500	\$650 Per Map
Pub. Works Review (Lot Mergers, etc.)	No Fee Presently	\$16,800	\$0	\$16,800	\$16,800	\$200 Per Review
Pub. Works Review (Variances, etc.)	No Fee Presently	\$28,000	\$0	\$28,000	\$28,000	\$100 Per Review
Certificates of Compliance	\$500 Per Certificate	\$53,683	\$35,000	\$19,050	\$54,050	Mergers \$750 Each Splits \$750 Each Adjustments 2 - 3 Lots \$750 4 - 6 Lots \$1,000 Plus \$50 Per Lot Over 7 Lots

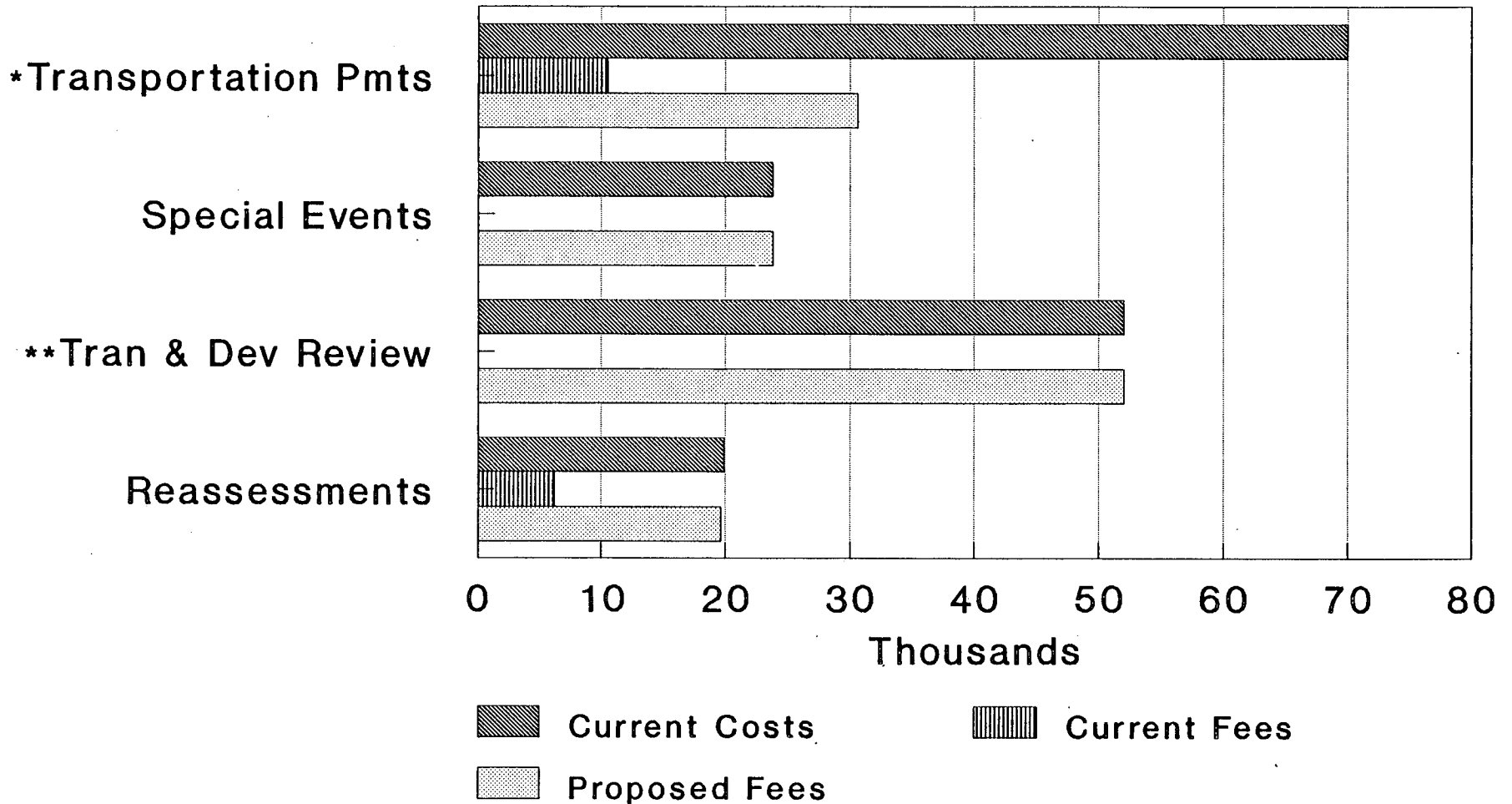
# Development Services

## Costs vs. Current & Proposed Fees



# Development Services

## Costs vs. Current & Proposed Fees

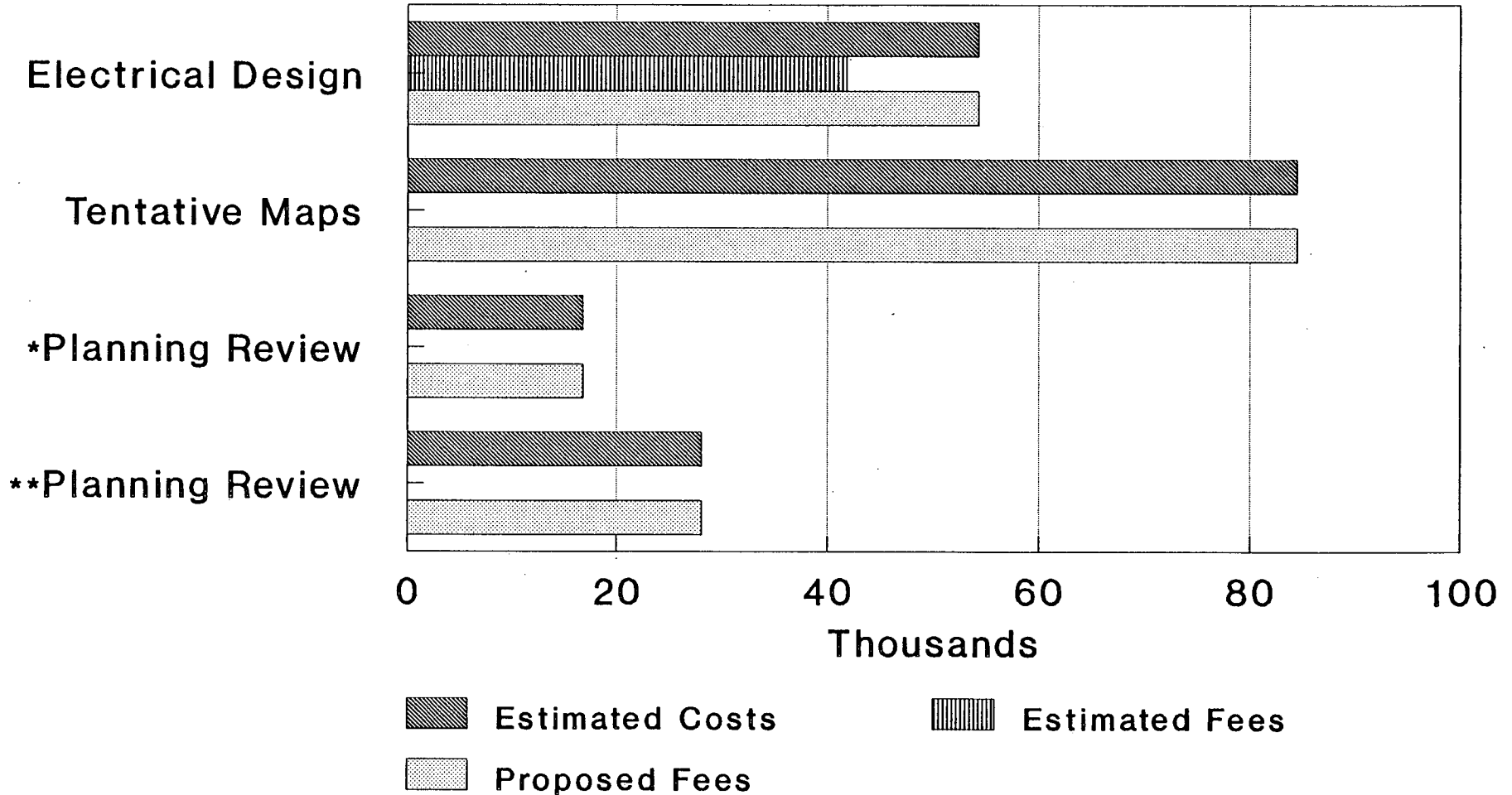


*\*Includes Fees for Short-Term & Annual Permits*

*\*\*Pub. Works Input to Planning EIR's for Private Development*

# Development Services

## Costs vs. Current & Proposed Fees

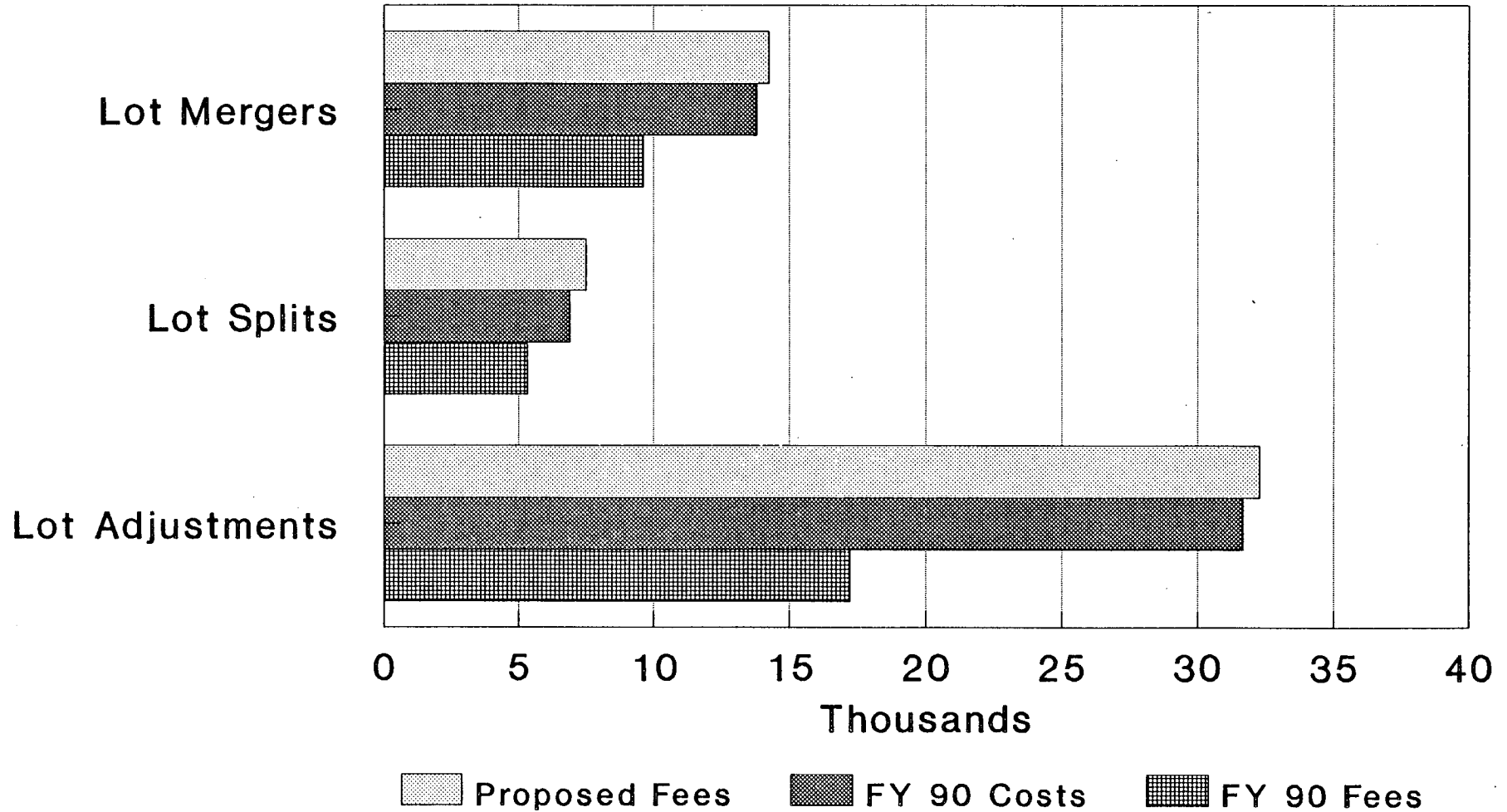


*\*Review of Planning Applications for Lot Splits, Mergers etc*

*\*\*Review of Planning Applications for Variances, etc.*

# Development Services

## Costs vs. Current & Proposed Fees



## Estimated Increased Revenue via New Public Works Fees

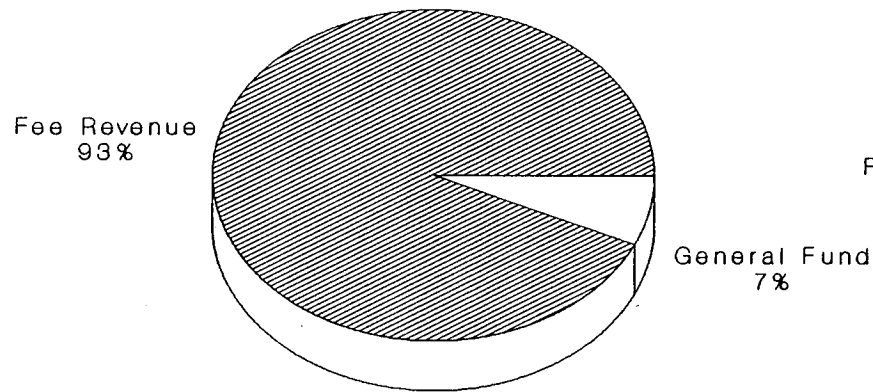
Revenue Description	Revenue Code	FY 92 Revenue	FY 92 Increase	FY 92 Total	FY 93 Increase	FY 93 Total
		Budget Without New Fees	Amount With New Fees	Revenue Budget w/ New Fees	Amount With New Fees	Revenue Budget w/ New Fees
Driveway Permits (Issuance)	3210	\$52,000.00	\$9,995.00	\$61,995.00	\$0.00	\$61,995.00
Excavation Permits (Utility Companies)	3227	\$30,000.00	\$105,000.00	\$135,000.00	\$6,750.00	\$141,750.00
Excavation Permits (Others)		incl. above	incl. above	incl. above	incl. above	incl. above
Revocable Permits (Staff Issued)	3299	\$9,000.00	\$200.00	\$9,200.00	\$0.00	\$9,200.00
Transportation Permits (Org. 3128)	3218	\$4,000.00	\$14,250.00	\$18,250.00	\$0.00	\$18,250.00
Public Works Environmental Review	TBD	\$0.00	\$52,000.00	\$52,000.00	\$0.00	\$52,000.00
Special Events Permits Org. 3128)	TBD	\$0.00	\$23,800.00	\$23,800.00	\$0.00	\$23,800.00
Reassessments (Public Works Org. 3113)	3709	\$6,190.00	\$33,070.00	\$39,260.00	\$0.00	\$39,260.00
Reassessments (Finance Org. 1134)	TBD	\$0.00	\$1,000.00	\$1,000.00	\$0.00	\$1,000.00
Assessment Prepayments (Finance Org. 1134)	TBD	\$0.00	\$1,000.00	\$1,000.00	\$0.00	\$1,000.00
*Street Light Design	3651	\$1,006,950.00	\$12,550.00	\$1,019,500.00	\$50,975.00	\$1,070,475.00
Tentative Maps	TBD	\$0.00	\$84,500.00	\$84,500.00	\$0.00	\$84,500.00
Pub. Works Review (Lot Mergers, etc.)	TBD	\$0.00	\$16,800.00	\$16,800.00	\$0.00	\$16,800.00
Pub. Works Review (Variances, etc.)	TBD	\$0.00	\$28,000.00	\$28,000.00	\$0.00	\$28,000.00
Certificates of Compliance	3639	\$35,000.00	\$19,050.00	\$54,050.00	\$0.00	\$54,050.00
<b>TOTALS:</b>		<b>\$1,143,140.00</b>	<b>\$401,215.00</b>	<b>\$1,544,355.00</b>	<b>\$57,725.00</b>	<b>\$1,602,080.00</b>

\*This fee is included and collected with Engineering Fees

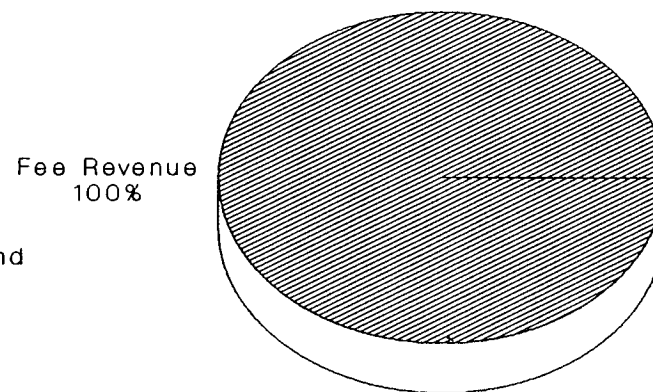
**NOTES:**

1. The basis for these fees is the FY 89/90 workload and costs. The workload is expected to remain constant. These fees should attain full cost during the first two years of these fees. After the new fees have been in place for one full fiscal year, they will be reviewed and the issue revisited at mid-year FY 92/93.
2. Most of these fees are a flat rate. Since workload is expected to remain constant for the next two fiscal years, most fees will show no increase for FY 92/93. The exception are those based either on full cost recovery or construction costs.
3. Those fees showing an increase for FY 92/93 are estimated to have a 5% inflation rate. Since workload is expected to remain constant, no population rate factors were used.

# Development Services General Fund vs. Fee Offsets



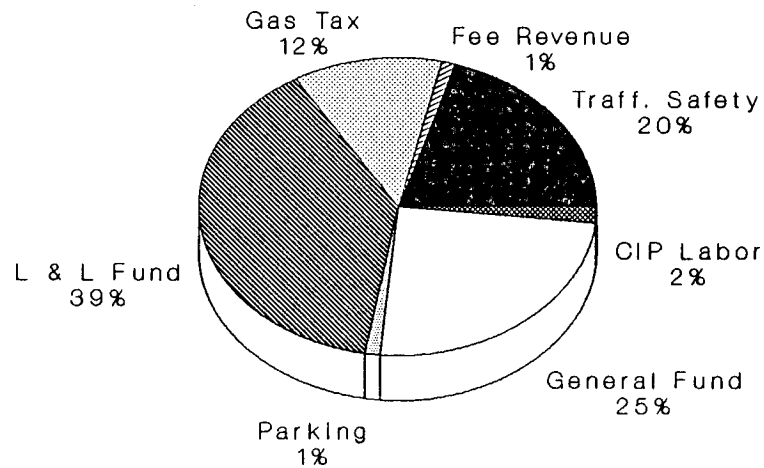
Before Revision



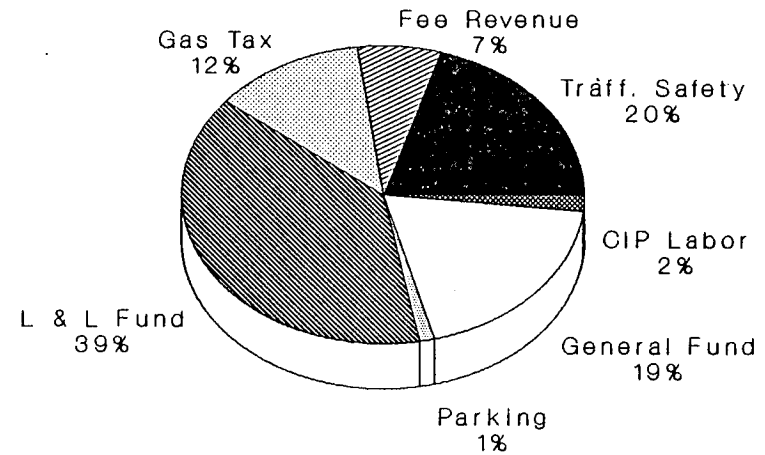
After Revision

# Transportation Engineering

## General Fund vs. Fee & Other Offsets



Before Fee Revision



After Fee Revision

## **Section B**

### **Survey of Other Cities**

This section contains the results of a survey of eight cities and one county. Fees vary from agency to agency with many looking at their current fee structure and examining their various user fees. San Jose, San Diego, Roseville, and Long Beach are among these. Many cities and agencies have expressed interest in what is being proposed in Sacramento and are considering similar proposals.

Results of Survey of Other City's Development Fees

Name/City/Phone #	Driveway Permit Issuance	Excavation Permit Utility Co.	Excavation Permit Other	Revocable Permits Staff	Trans. Short-Term Permits	Trans Annual Permits	Trans. Duplicate Short-Term	Trans. Duplicate Annual	Trans. Special Events	EIR Review	Pub. Works Reassess-ments	Finance Dept. Reassess-ments	Street Lighting
Dave Parker County of Sacramento 440-6591	\$220 + \$2500 Bond except Residential then \$50 Per Permit	Pac Bell \$210 yr + mo billing Others \$70 yr + mo billing	Same as Utilities	N/A	10/Permit Mobile Homes \$15/Permit	\$25/Permit	\$0.50/Each	\$0.50/Each	\$10/Permit	N/A	\$35/Parcel 1911 Act \$25/Parcel 1915 Act	Supplemental Assessment	\$700 Deposit then Full Cost Recovery
Craig Hamner Polson 355-7200	N/A	\$50 + .50 per sf up to 50 sf then .75 per sf	Same as Utilities	N/A	N/A	N/A	N/A	N/A	N/A	N/A	N/A	N/A	Inspection Fee 4% of Const Cost
Clara Lawson Roseville 781-0339	N/A	2% of Const Cost < \$50K 1 1/2% \$50K - \$100K 1% over \$100K	Same as Utilities	N/A	\$25	N/A	N/A	N/A	\$10	N/A	N/A	N/A	N/A
Gary Wolfinger San Jose (408) 277-5161	\$510	Maj Pmts \$683 Minor Pmts \$58	\$250 1st \$50K \$1,000 2nd \$50K \$1,600 next \$100K	N/A	\$70	\$15	N/A	N/A	\$54	N/A	\$150 + \$50 per parcel over 2 parcels Minimum \$250 Max \$4,150	N/A	*Proposed Fee \$175 per light + \$15 insp Signals \$15K + %1,200 insp
Nathan Bruner San Diego (619) 236-6001	\$100	\$200 + secondary deposits of \$200 or \$400	same as utilities	\$50	\$15	\$30 every 6 mos	N/A	N/A	N/A	N/A	Full Cost Recovery Not To Exceed 5% of Debt Service	N/A	Full Cost Recovery
Ron Crichton Long Beach (213) 590-6853	7.4% - 13% based on length of curb sf of driveway	\$35 - \$6,125 based on area of cut & const cost	same as utilities	\$125	\$11/Permit \$15 Proposed	\$11/Permit \$85 Proposed	\$15 Proposed	\$15 Proposed	\$25 application fee + full cost recovery of City Services	N/A	N/A	N/A	\$375 per sheet review fee
Bill Marshall Davis 757-5686	\$50 + \$75/hr Inspection	or \$60 < 50' + \$80 51 - 300' an addl \$100 for each addl 300'	\$50 per bore + \$0.15 LF/	\$50	N/A	N/A	N/A	N/A	N/A	N/A	Minor = No Fee Major = Major = Major =	N/A	Full Cost Recovery
Maria Fisher Oakland (415) 273-3443	Unimp = \$75 app fee \$30pm + \$50 plan chk Imp = \$35/15- \$65 > 25LF	\$75 annual fee + full cost recovery	\$135 + \$30 Application Fee	N/A	N/A	N/A	N/A	N/A	N/A	N/A	N/A	N/A	Minor = No Charge Major 10-12% based on Const Cost + materials
Gary Witzel Fresno (209) 498-4740	\$135	\$135	\$135	N/A	\$15	\$70	\$10	\$10	N/A	\$120 for Parcel Maps Others Full Cost Recovery	N/A	N/A	Included In Tentative Maps

Results of Survey of Other City's Development Fees

Name/City/Phone #	Floodplain Response	Design Manual	Tentative Maps	PW Review Lot Line Apps	PW Review Variances Etc.	Certificates Lot Splits	Certificates Lot Mergers	Certificates Lot Adjustmnts	Certificates Admin
Dave Parker County of Sacramento 440-6591	N/A	N/A	N/A	\$32	\$32	\$80	\$140	\$120	\$80
Craig Hamner Folsom 355-7200	N/A	N/A	N/A	N/A	N/A	N/A	N/A	N/A	N/A
Clara Lawson Roseville 781-0339	N/A	N/A	N/A	N/A	N/A	N/A	N/A	N/A	N/A
Gary Wolfinger San Jose (408) 277-5161	N/A	\$10	N/A	N/A	N/A	\$1,100	\$1,100	\$1,100	\$1,100
Nathan Bruner San Diego (619) 236-6001	N/A	N/A	N/A	N/A	N/A	N/A	N/A	N/A	N/A
Ron Crichton Long Beach (213) 590-6853	N/A	N/A	\$400 + \$5 per lot	N/A	N/A	\$150	\$150	\$150	\$150
Bill Marshall Davis 757-5686	N/A	\$1.50	4 lots or less \$1,094 over 4 lots then \$300 app. fee + full cost recovery	N/A	N/A	4 lots or less \$1,094 over 4 lots then \$300 app. fee + full cost recovery	4 lots or less \$1,094 over 4 lots then \$300 app. fee + full cost recovery	4 lots or less \$1,094 over 4 lots then \$300 app. fee + full cost recovery	4 lots or less \$1,094 over 4 lots then \$300 app. fee + full cost recovery
Marla Fisher Oakland (415) 273-3443	\$5	N/A	N/A	N/A	N/A	N/A	N/A	N/A	N/A
Gary Witzel Fresno (209) 498-4740	Zoning = \$535 All Others = \$135	N/A	\$1400 + \$20/Fire \$281/Traffic \$121/Environ	\$1400 + \$20/Fire \$281/Traffic \$121/Environ	SPR = \$895 All Others \$2250	\$1060 for 4 or fewer Over 4 = \$82 per parcel	\$1060 for 4 or fewer Over 4 = \$82 per parcel	\$1060 for 4 or fewer Over 4 = \$82 per parcel	\$1060 for 4 or fewer Over 4 = \$82 per parcel

## **Section C**

### **Backup Data for Revenue Revision Proposal**

This section contains charts and summaries of the data used to arrive at the fees proposed in this report. All indicate the cost of performing these services are not currently reflected in the present fee and charges report.

**Current Fees for Issuing Driveway Permits for FY 90**

Job Number	Job Description	Org. No.	FY 90 Revenue	FY 90 Direct Costs	FY 90 Overhead	Total FY 90 Expenses	FY 90 Org Profit/(Loss)	Profit/(Loss) for Job
19920	Revocable Permit - Staff	3136	\$12,205.00	\$12,124.19	\$15,617.65	\$27,741.84	(\$15,536.84)	(\$15,536.84)

**If Proposed Fees for Issuing Driveway Permits Existed during FY 90**

Job Number	Job Description	Org. No.	FY 90 Revenue	FY 90 Direct Costs	FY 90 Overhead	Total FY 90 Expenses	FY 90 Org Profit/(Loss)	Profit/(Loss) for Job
19920	Revocable Permit - Staff	3136	\$22,200.00	\$12,124.19	\$15,617.65	\$27,741.84	(\$5,541.84)	(\$5,541.84)

## Excavation Permits for Utility Companies

During Fiscal Year 1989/90 the job numbers for the three major utility company's excavation permits issued 166 permits for a total revenue of \$19,920. Total Expenses were \$105,935.53 for a total loss on this job of \$86,015.53. We are currently billing Sacramento Cable Television their actual cost for services and are attaining full cost recovery. The bill is sent out on a monthly basis and includes direct and indirect costs for the previous month. We feel this could be implemented successfully with the other utility companies. The current fee schedule indicates the fee for Cable TV to be FULL COST RECOVERY. The current fee for the other utility companies is \$120 PER PERMIT.

**Current Fees for Excavation Permit/Other for FY 90**

Job Number	Job Description	Org. No.	FY 90 Revenue	FY 90 Direct Costs	FY 90 Overhead	Total FY 90 Expenses	FY 90 Org Profit/(Loss)	Profit/(Loss) for Job
19930	Excavation Permits/Other	3128	\$0.00	\$219.67	\$160.11	\$379.78	(\$379.78)	
		3134	\$0.00	\$7,394.00	\$6,596.10	\$13,990.10	(\$13,990.10)	
		3136	\$10,080.00	\$6,644.82	\$7,923.98	\$14,568.80	(\$4,488.80)	(\$18,858.68)

**If Proposed Fees for Excavation Permit/Other Existed during FY 90**

Job Number	Job Description	Org. No.	FY 90 Revenue	FY 90 Direct Costs	FY 90 Overhead	Total FY 90 Expenses	FY 90 Org Profit/(Loss)	Profit/(Loss) for Job
19930	Excavation Permits/Other	3128	\$0.00	\$219.67	\$160.11	\$379.78	(\$379.78)	
		3134	\$0.00	\$7,394.00	\$6,596.10	\$13,990.10	(\$13,990.10)	
		3136	\$29,400.00	\$6,644.82	\$7,923.98	\$14,568.80	\$14,831.20	\$461.32

**Current Fees for Staff Issued Revocable Permits for FY 90**

Job Number	Job Description	Org. No.	FY 90 Revenue	FY 90 Direct Costs	FY 90 Overhead	Total FY 90 Expenses	FY 90 Org Profit/(Loss)	Profit/(Loss) for Job
19880	Revocable Permit - Staff	3136	\$200.00	\$1,659.03	\$2,143.52	\$3,802.55	(\$3,602.55)	(\$3,602.55)

**If Proposed Fees for Staff Issued Revocable Permits Existed during FY 90**

Job Number	Job Description	Org. No.	FY 90 Revenue	FY 90 Direct Costs	FY 90 Overhead	Total FY 90 Expenses	FY 90 Org Profit/(Loss)	Profit/(Loss) for Job
19880	Revocable Permit - Staff	3136	\$400.00	\$1,659.03	\$2,143.52	\$3,802.55	(\$3,402.55)	(\$3,402.55)

## Transportation Permits

The City's existing Transportation Permit fees for excess load or size are among the lowest in the state. There are four basic fees charged by Public Works, Transportation Division, (see chart below). The Transportation Division issues approximately 175 annual permits and 400 short-term permits each year. Current California Vehicle Code allows the City to charge a maximum of \$15 for short-term permits and a maximum of \$70 for annual permits. The amount for duplicates is not specified. Neither the existing fees nor the maximum allowable fees will recover the administrative costs of issuing these permits (approximately \$70,000 annually), however, the proposed maximum fees will increase the offset to the City General Fund by approximately \$20,000.

Currently, the Route Modifications for Annual Permits fee is not being charged. Such modifications are requested on a very irregular basis, therefore, the Transportation Division proposes to eliminate this permit fee.

### TRANSPORTATION PERMIT FEES

<u>Fees</u>	<u>Existing</u>	<u>Proposed</u>
1. Short-term Permits	\$ 3	\$ 15
2. Annual Permits	\$ 25	\$ 70
3. Duplicate Permits for Add'l Loads		
Short-term Permits	\$ 1	\$ 15
Annual Permits	\$ 10	\$ 35

## Special Events Permits

In FY 1989-90 the City Manager's office established a policy of not charging for community based parades and special events. Approximately 28 special events are supported each year by the Public Works, Transportation Division, Signs and Markings organization. Signs and barricades were provided for these special events in FY 1989-90 for a total cost of \$20,560 and \$23,800 in FY 1990-91. The proposed fee of \$850 per event permit would recover all direct and indirect costs of the Signs and Markings organization for support of these events.

### SIGNS AND MARKINGS SPECIAL EVENTS COSTS (JOB: 9523)

<u>Fiscal Year</u>	<u>Direct Costs</u>	<u>Indirect Costs</u>	<u>Total Costs</u>
1989-90	\$12,610	\$ 7,950	\$20,560
1990-91	\$15,000	\$ 8,800	\$23,800

## Development, Transportation, and Utility Review Fee

This fee will allow Public Works to recover the costs incurred when writing portions of Environmental Impact Reports for private development projects. The Transportation Engineering and Development Services divisions review approximately 20 reports annually for a total cost of approximately \$52,000. These costs have been calculated on the basis of time spent by one Associate Engineer in Transportation and one Senior Engineer in Development; each dedicating approximately half of their time to environmental review. The proposed fee of \$2,600 per document will recover all costs, direct and indirect, of these environmental reviews.

### Current Fees for Reassessments

Job Number	Job Description	Org. No.	FY 91 Revenue	FY 91 Direct Costs	FY 91 Overhead	Total FY 91 Expenses	FY 91 Job Profit/(Loss)	Profit/(Loss) For Both Jobs
19811	Reassessments < 20 Parcels	3136	\$3,420.00	\$6,969.94	\$6,699.52	\$13,669.46	(\$10,249.46)	
19821	Reassessments > 20 Parcels	3136	\$2,770.00	\$3,560.94	\$2,670.90	\$6,231.84	(\$3,461.84)	(\$13,711.30)

### Proposed Fees for Reassessments

Job Number	Job Description	Org. No.	FY 91 Revenue	FY 91 Direct Costs	FY 91 Overhead	Total FY 91 Expenses	FY 91 Job Profit/(Loss)	Profit/(Loss) For Both Jobs
19811	Reassessments < 20 Parcels	3136	\$13,500.00	\$6,969.94	\$6,699.52	\$13,669.46	(\$169.46)	
19821	Reassessments > 20 Parcels	3136	\$6,130.00	\$3,560.94	\$2,670.90	\$6,231.84	(\$101.84)	(\$271.30)

Completed Projects Revenue vs. Expenses for FY 91  
Electrical Design Fees

Job No.	Job Name	Construction Cost	Total Revenue	Total Expenses
2253	Westshore Phase I	6710.00	67.10	723.19
2050	1601 37th Street	7200.00	72.00	277.72
2264	216 Bannon Street	32780.00	312.24	0.00
2137	Pinedale Estates # 2	40088.00	370.70	1065.30
2150	NE Crn Pwr Inn & Fru	40620.00	374.96	3047.25
2149	Parkside	73690.00	639.52	1141.77
2279	Gateway Oaks	88707.50	759.66	567.21
2020	1215 K Street	100000.00	850.00	2108.22
*2223	Raley Business Park	105982.00	891.87	2342.99
2058	Pinedale Grove	134173.00	1089.21	426.60
2017	Pickard Woods	135000.00	1095.00	1761.72
2136	1601 Arden Way	151000.00	2707.00	13215.30
1956	Dutch Faire	173000.00	0.00	1697.92
2257	4900 Raley Blvd	216500.00	1665.00	0.00
*2147	Lemon Hill Estates	388000.00	378.80	1000.30
*2236	Kings Meadow	394890.00	2914.23	1505.44
2148	Sunridge	495291.26	3617.04	1090.18
*2098	Astikos Ranch	614012.60	4334.07	4578.19

\*Jobs still under construction

Completed Projects Revenue vs. Expenses for FY 91  
Electrical Design Fees

Job No.	Job Name	Construction Cost	Total Revenue	Total Expenses
2129	Kiavah Heights	636036.40	4466.22	1644.77
2171	Mesa Verde Unit 8	799103.00	5445.00	2961.11
1222	Metro Center Phase 2	1218538.00	0.00	8820.26
1944	Laguna Verde Unit 1	1783306.00	9783.22	4382.04

\*Jobs still under construction

## **Tentative Map Review**

Currently, no fees are charged for tentative map review. Staff of Development Services and Transportation Engineering review approximately 130 maps annually for a cost of \$84,500. These costs are estimated on the basis of time dedicated to tentative map review. The proposed fee of \$650 per tentative map will recover all direct and indirect costs.

**Public Works Review of Planning Applications  
For Lot Splits, Lot Mergers and Lot Adjustments**

The Development Services section reviews approximately 84 applications for lot splits, lot mergers and lot adjustments annually. Based on current cost calculations, the cost to process each permit is \$200. This proposed fee would yield approximately \$16,800 in annual revenue.

**Public Works Review of Planning Applications for  
Special Permits, Variances and other Misc. Applications**

The Development Services section reviews approximately 280 applications for special permits, variances and other miscellaneous applications. Current costs calculations indicate the cost for reviewing these applications is \$100 apiece. This proposed fee would show an increase in revenues of \$28,000 annually.

**Current Fees for Lot Mergers & Splits for FY 90**

Job Number	Job Description	Org. No.	FY 90 Revenue	FY 90 Direct Costs	FY 90 Overhead	Total FY 90 Expenses	FY 90 Org Profit/(Loss)	Profit/(Loss) for Jobs
19130	Lot Mergers	3136	\$9,600.00	\$6,105.29	\$7,686.64	\$13,791.93	(\$4,191.93)	
19140	Corner Lot Splits	3136	\$5,320.00	\$2,821.86	\$4,069.58	\$6,891.44	(\$1,571.44)	(\$5,763.37)

**If Proposed Fees for Lot Mergers & Splits Existed during FY 90**

Job Number	Job Description	Org. No.	FY 90 Revenue	FY 90 Direct Costs	FY 90 Overhead	Total FY 90 Expenses	FY 90 Org Profit/(Loss)	Profit/(Loss) for Jobs
19130	Lot Mergers	3136	\$14,250.00	\$6,105.29	\$7,686.64	\$13,791.93	\$458.07	
19140	Corner Lot Splits	3136	\$7,500.00	\$2,821.86	\$4,069.58	\$6,891.44	\$608.56	\$1,066.63

## **Section D**

### **Proposed Changes to Fee and Charges Report**

This section contains extracts from the fee and charges report and shows the current fee (highlighted) next to the proposed fee (underlined).

**PUBLIC WORKS DEPARTMENT - ENGINEERING DIVISION**

**I. BARRICADES SIGNS USE (Deposit)**

Block Parties \$20 (refundable)

**II. BELL AVENUE STORM DRAINAGE AND SANITARY SEWER FEE DISTRICTS**

Fee for trunk storm drainage cost for Bell Avenue \$2,515.00\*  
 Drainage Benefit Area per acre

Fee for trunk sanitary sewer cost for Bell Avenue \$2,175.00\*  
 Sewer Benefit Area per acre

\*Trunk fees shall increase at the rate of 0.67% per month commencing May 2, 1989, provided that in no event shall the amount of the trunk storm drainage fee exceed \$5,030 per acre or the amount of the trunk sanitary sewer fee exceed \$4,350 per acre. Fee increases and total fees shall be calculated on the first of each month and remain in effect until the first of the following month.

Collector Sewer Fee for Bell Avenue Sewer Benefit Area \$2,464.00\*  
 (I-80 Industrial Park Area exempted) per acre

\*The Collector Sewer Fee shall be subject to annual adjustment commencing on March 1, 1990 and each succeeding March 1 thereafter. At the beginning of each year, the Department of Public works shall review the Engineering News Record Construction Cost Index (ENRCCI). The January ENRCCI for 20 cities and the index for San Francisco will be averaged. When the average index thus computed differs from 5012, an adjustment factor shall be applied to the Collector Sewer Fee. This factor shall be equal to the ratio of the current 20 cities/San Francisco average index divided by 5012.

**III. PERMITS**

Driveway (driveway access) ~~\$55~~ \$100 plus plan check and inspection costs per fee schedule for frontage improvements

**Excavation:**

Cable TV, PG&E, Pacific Bell, SMUD & Citizen's Utilities Full cost recovery

All Others ~~\$120~~ \$250 plus \$55 per hour for over five hours total staff time

Revocable ~~\$25~~ \$50 plus plan check and inspection fee per frontage improvement fee schedule (no Council action required).

**PUBLIC WORKS DEPARTMENT - ENGINEERING DIVISION**

Permits - continued	\$200 plus plan check and inspection fee per frontage improvement fee schedule (requiring Council action)
Transportation (for excess load or size)	
Short-term Permits	\$ 3 \$15
Annual Permits	\$25 \$70
Duplicate Permits for Additional Loads	
Short-term Permits	\$ 1 \$15
Annual Permits	\$10 \$35
Route Modifications for Annual Permits	\$ 5 Delete Fee
Special Events Permit	\$850

**IV. ENGINEERING AND RELATED FEES AND CHARGES**

<u>Public Works Environmental Review Fee</u>	<u>\$2600 Per Environmental Impact Report.</u>
Assessment Proceedings	Full cost recovery in accordance with the resolution of the City Council at the time of formation of the district. (City Code, Section 38.6) A deposit may be required prior to start of proceedings.
Reassessments	<u>\$380 \$1,500 plus \$10/parcel for greater than than 20 parcels, and an additional Finance Department administrative fee of \$50 plus \$15 per tax year on the remaining assessment collection period for each additional parcel created.</u> Applicant shall provide reassessment map. (City Code, Section 38.7)
Streets and Highways Code	
<u>Sections 8740-8740.5 and 6481</u>	
<u>Assessment Prepayments</u>	<u>\$50 plus \$15 per \$5,000 in remaining principal. Fee is collected by the Finance Department.</u>
<u>Streets &amp; Highways Code</u>	
<u>Section 8766</u>	

Fee Schedule for Subdivisions, Frontage Improvements and Other Public Improvements (based on value of improvements and scope of service - City Code Section 38.7).

**PUBLIC WORKS DEPARTMENT - ENGINEERING DIVISION**

**IV. Engineering and Related Fees and Charges - continued**

**NOTES:**

Fees are computed by: 1) locating appropriate fee range; 2) subtracting the low value in the range from the project cost; 3) multiplying result by indicated percentage; and 4) adding indicated amount.

Fee schedules include services only for standard projects. Additional fees will be charged for difficult or unusual projects as determined by the Public Works Director or his designee. (This includes "street light only" projects, lime treated base, unusual flooding concerns, extensive project redesign, charges for overtime required on the project, providing structural engineering services, etc.).

Materials testing fees cover original testing only. Additional charges will be made if retesting is necessary.

Charges for projects requiring City design services (other than street lighting) will be based on full cost recovery. An initial deposit will be required.

An initial payment equal to one-half the estimated plan check and inspection fee (plus street light design, if applicable) is required prior to the start of plan checking. Remaining fees are due prior to start of construction.

Additional fees will be charged for change orders based on the estimated costs.

Basic Services:

<u>Value of Improvements</u>	<u>Plan Check and Inspection Fees</u>	<u>Materials Testing Fees</u>	<u>Total Fee</u>
\$ 0 - \$ 25,000	15.0%	3.0%	18.0%
\$ 25,000 - \$ 100,000	6.1% + \$ 3,750	2.0% + \$ 750	8.1% + \$ 4,500
\$100,000 - \$ 500,000	5.8% + \$ 8,325	1.0% + \$2,250	6.8% + \$10,575
\$500,000 - \$1,000,000	5.5% + \$31,525	0.5% + \$6,250	6.0% + \$37,775
over - \$1,000,000	5.1% + \$59,025	0.5% + \$8,750	5.6% + \$67,775

Street Light Design Services Initial Deposit:

**PUBLIC WORKS DEPARTMENT - ENGINEERING DIVISION**

Basic Services - continued

Value of All Improvements

\$ 0	-	\$ 25,000
\$ 25,000	-	\$ 100,000
\$ 100,000	-	\$ 500,000
\$ 500,000	-	\$1,000,000
over	-	\$1,000,000

<u>\$ 0</u>	-	<u>\$ 100,000</u>
<u>\$ 100,000</u>	-	<u>\$1,000,000</u>
<u>\$ over</u>	-	<u>\$1,000,000</u>

Street Light Design Fees

1.0%	
0.8%	+ \$ 250
0.7%	+ \$ 850
0.6%	+ \$3,650
0.4%	+ \$6,650

<u>\$ 1,000</u>
<u>1% of Construction Cost</u>
<u>\$ 10,000</u>

Full Cost Recovery Prior to Start of Construction.

Surveying Services:

Value of Improvements

\$ 0	-	\$ 25,000
\$25,000	-	\$100,000
over	-	\$100,000

Surveying Fee

7.0%
5.0% + \$1,750
Service Not Provided

Building Permit Grading,  
Paving and On-Site Review

\$200 minimum charge plus \$55/hour in excess of four hours. Fee payable prior to issuance of building permit (City Code, Section 38.7)

Floodplain Evaluation and Response

No charge for verbal response. \$50 minimum charge for written response plus \$55/hour in excess of one hour (City Code, Section 38.7)

No charge for verbal response or written response to owner occupied single family residents. A \$50 minimum charge for written response to all others, plus \$55/hour in excess of one hour

Right-of-Way Acquisition

Full cost recovery with a minimum deposit of \$1,000. Payment in full required prior to Council action. (City Code, Section 38.7).

## PUBLIC WORKS DEPARTMENT - ENGINEERING DIVISION

Right-of-Way Abandonments	Full cost recovery with a minimum charge of \$250 (Fee may be waived at the discretion of the Director of Public Works).
Processing of Easements Within City Right-of-Way	Full cost recovery with a minimum fee of \$100 (City Code, Section 38.7)
Franchise Agreement Processing	Full cost recovery with a minimum fee of \$500 (City Code, Section 38.7)

### V. PUBLICATIONS

Abandonment Proceeding	Full cost recovery
Mylar Sheets	\$2.50 each
Standard Specifications for Public Works Construction	\$10 plus tax
<u>Design Manual</u>	<u>\$20</u>

### VI. SUBDIVISIONS

<u>Tentative Maps (parcel &amp; subdivision)</u>	<u>\$650</u>
Final Map	\$2,300 plus \$15 for each lot in excess of 50 (City Code, Section 40.510)
	An additional fee of \$88.95 per acre for a final subdivision map located within the North Natomas Community Plan area. Additional fee not applicable if fee paid as part of planned unit development review process
Parcel Map	\$1,350 (City Code, Section 40.609)
Map Correction Certificate	\$250 (City Code, Section 38.7)
Map Amendment	\$500 (City Code, Section 38.7)

**PUBLIC WORKS DEPARTMENT - ENGINEERING DIVISION**

Subdivisions - continued

<u>Public Works Review of Planning Applications</u> <u>For Lot Splits, Lot Mergers, Lot Adjustments</u>	<u>\$200</u>
<u>Public Works Review of Planning Applications</u> <u>For Special Permits, Variances, etc.</u>	<u>\$100</u>
Certificate of Compliance	(City Code, Section 40.1103)
<u>Lot Splits</u>	<u>\$500 \$750</u>
<u>Lot Mergers and Adjustments</u>	<u>\$500</u>
<u>Lot Mergers</u>	<u>\$750</u>
<u>Lot Adjustments</u>	<u>\$750 for 2-3 lots; \$1,000 for 4-6 lots</u> <u>plus \$50/lot over 7 lots</u>
Administrative	<u>\$100 \$250</u>
Tree Planting	\$25 per interior lot. \$50 per corner lot (City Code, Section 40.811i)
Survey Monumentation	\$50 deposit for each boundary or interior monument (City Code, Section 40.708)
Street Name Signs	\$150 per intersection (City Code Section 40.811b)
Traffic Warning Signs, Signals Devices	Established by the Traffic Engineer to permit full cost recovery by the City.