

City of Sacramento  
**Measure U Community Advisory Commission Report**  
915 I Street Sacramento, CA 95814  
www.cityofsacramento.org

---

**File ID:** 2026-00861

4/20/2026

---

**Overview of Measure U Funded Departments and Programs: Office of Innovation and Economic Development**

File ID: 2026-00861

**Location:** Citywide

**Recommendation:** Receive, comment, and provide direction.

**Contact:** Denise Malvetti, Deputy Director, (916) 808-7064 dmalvetti@cityofsacramento.org; City Manager's Office of Innovation and Economic Development

**Presenter:** Denise Malvetti, Deputy Director, (916) 808-7064 dmalvetti@cityofsacramento.org; City Manager's Office of Innovation and Economic Development

**Attachments:**

1-Description/Analysis

2-Presentation

**Description/Analysis**

**Issue Detail:** As part of its 2026 Workplan, the Measure U Community Advisory Commission requested presentations from departments that are responsible for implementing Measure U funded programs. During this item, the Office of Innovation & Economic Development will provide an overview of its Measure U funded programs and services.

**Policy Considerations:** City Council Ordinance 2024-0039, adopted September 24, 2024, outlines the purpose and the powers and duties of the Measure U Community Advisory Commission; specifically, to ensure that the expenditures of City resources reflect Council and community priorities, the commission shall review, report, and make non-binding recommendations on revenue and expenditures of certain funds from the Transactions and Use Tax imposed under Sacramento City Code chapter 3.27 (Sacramento City Code chapter 2.114).

**Economic Impacts:** Not applicable.

**Environmental Considerations:** California Environmental Quality Act (CEQA): This report concerns administrative activities and governmental fiscal activities that do not constitute a “project” as defined

---

by the CEQA Guidelines Sections 15378(b)(2) and 15378(b)(4) and are not subject to the provisions of CEQA (CEQA Guidelines Section 15060(c)(3)).

**Sustainability:** Not applicable.

**Commission/Committee Action:** Not applicable.

**Rationale for Recommendation:** In adopting its 2026 Workplan, the Measure U Community Advisory Commission invited City departments to provide an overview of their Measure U funded programs.

**Financial Considerations:** Not applicable.

**Local Business Enterprise (LBE):** Not applicable.

# Office of Innovation & Economic Development

# Economic Development

**The City of Sacramento is committed to growing a strong, inclusive, and vibrant economy.**

The Office of Innovation & Economic Development encourages **job growth** and **investment** in the City of Sacramento by retaining, attracting, growing, and scaling new and innovative businesses.

The Office is focused on **better connecting residents in underserved communities** with critical resources and housing, so all residents participate in Sacramento's economic growth.

## Community Investment

Leads the City in public-private partnerships that cultivate new activity and investment in Sacramento.

**6 FTEs**

## Economic Development

Accelerates the City's role to attract, retain, and scale new and existing businesses in Sacramento.

**7 FTEs**

## Workforce Development

Develops initiatives that expand career training opportunities and pathways that respond to employer needs.

**3 FTEs**

## Nighttime Economy

Develop and coordinate programs to support and enhance the nighttime and social economy.

**2 FTEs**

## Housing

Dedicated to identifying & implementing City practices and policies to increase the supply and quality of housing.

**2 FTEs**

## Community Engagement

Manage public engagement & outreach related to community & economic development initiatives, projects, & programs.

**8 FTEs**

*Focused support and investments to reinforce our commitment to building **people**, **place**, and **business** capacities throughout all of Sacramento*

# Community Investment

Aggie Square



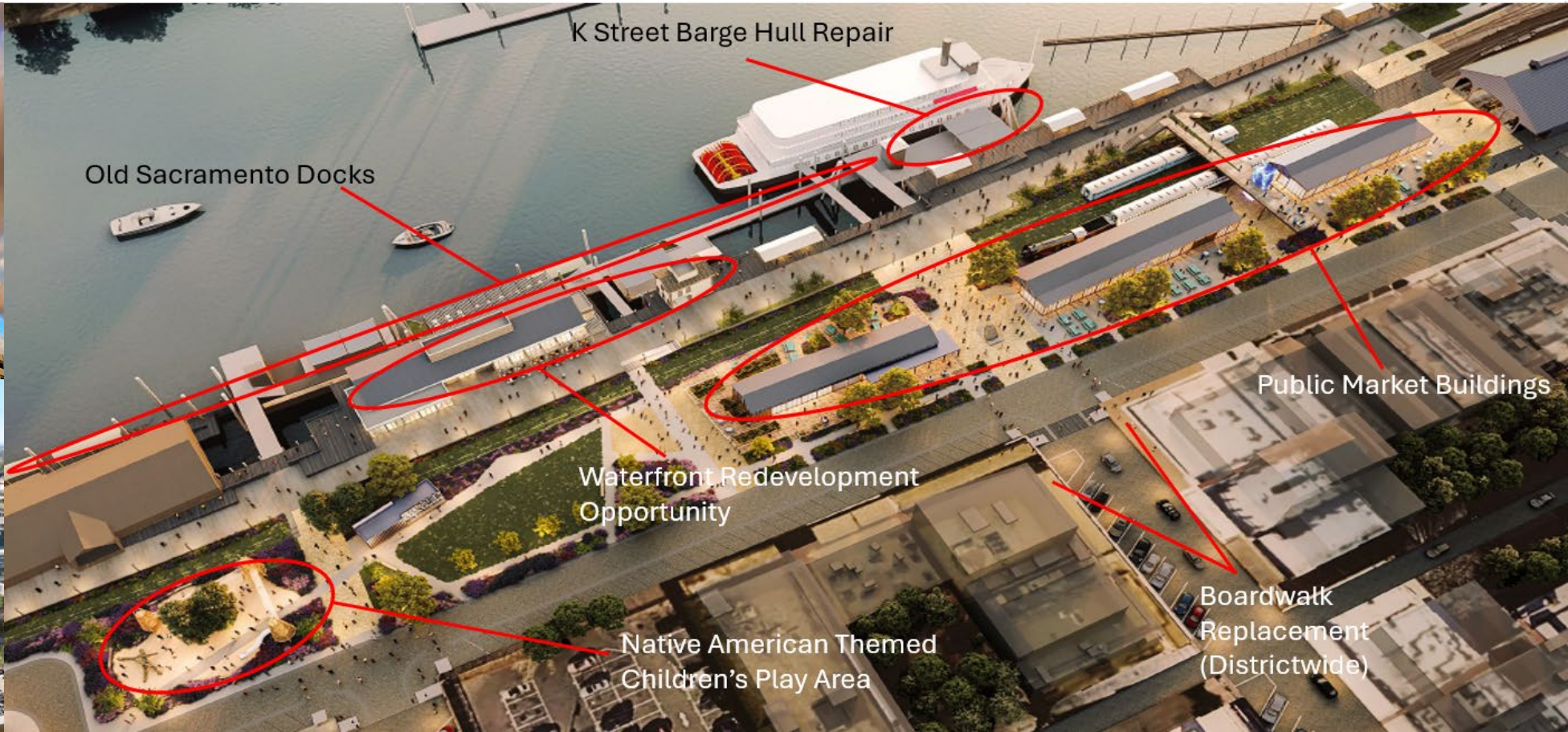
The Railyards



Waterfront



Hale Building



# Economic Development

Small Business Assistance

Innovation Program

Business Attraction & Retention

Neighborhood & Commercial Corridor Development



# Workforce Development

**Thousand Strong**



**Youth & Young Adult  
Training**



**Early Childhood  
Education Workforce**



# Housing

## Increase Housing Production

Reduced Impact Fee Program

## Keep & Connect People to Housing

Street to Housing Pilot Program

## Build & Grow Partnerships


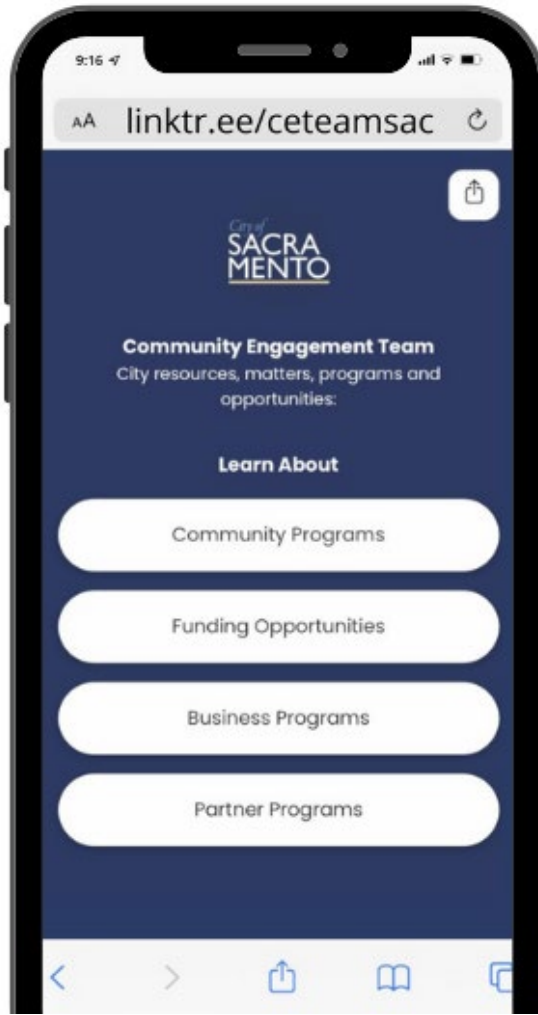
Homeless Housing, Assistance and Prevention Program (HHAP)

## More Resources, Less Barriers

Homekey+



# Community Engagement



**Language Access**  
(13K+ phone interpreter calls, 2 language access campaigns)



**18 Community Ambassadors**  
(15 languages spoken)  
(70+ programs shared)

**Racial Equity Initiatives**  
(City Start Blueprint)



**City Management Academy (2023-26)**  
120+ graduates



**8 Ethnic Media Partnerships**



**20 City Connect Mixers**  
(1500+ attendees, \$15,000 spent locally)

**11 Economic Mobility Ambassadors**  
(20K+ people reached)



**20+ Sponsored Community Events Annually**



**10K + Linktree Views:**  
[linktr.ee/ceteamsac](https://linktr.ee/ceteamsac)

# Current Year Budget (\$ millions)

## General Fund Budget

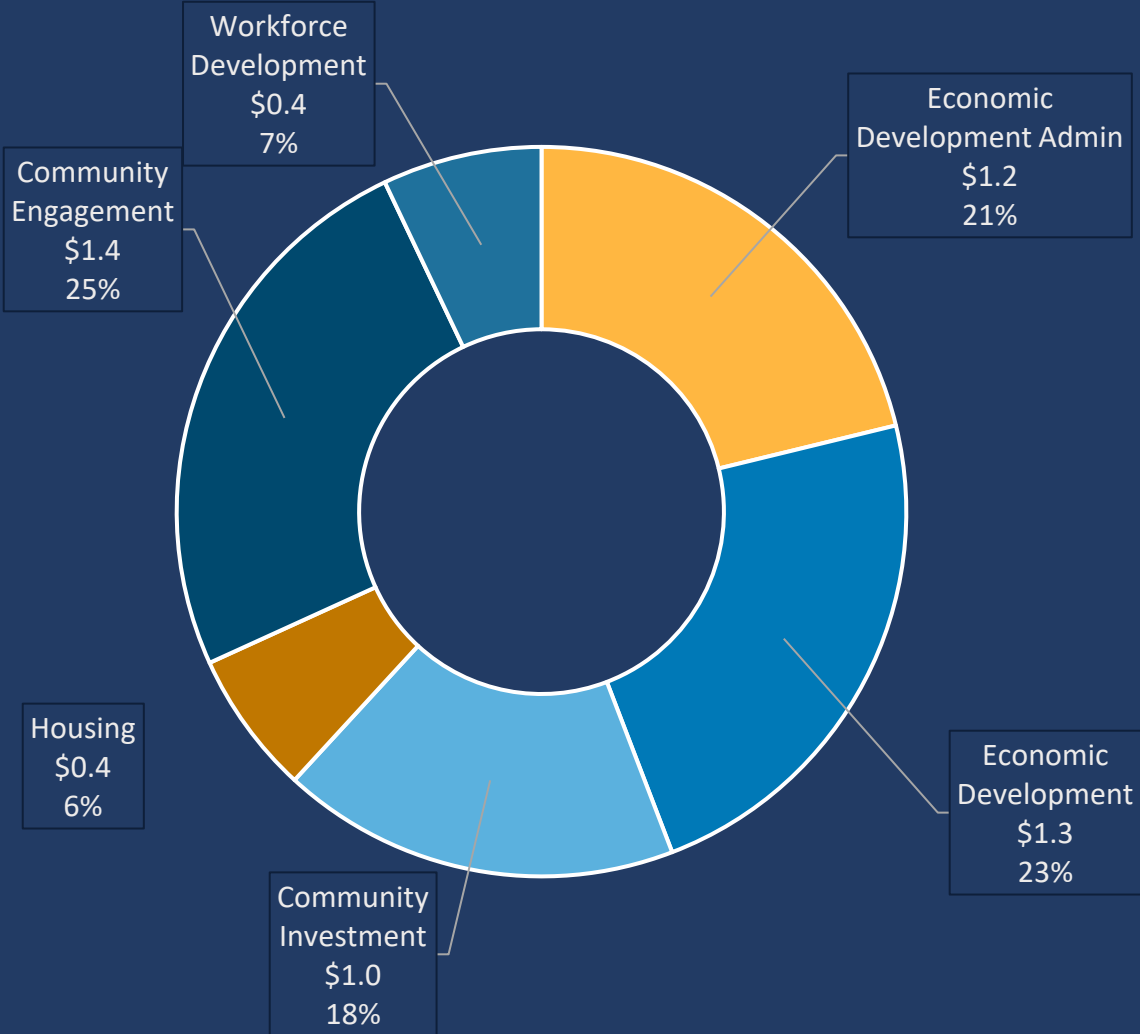
Appropriations	\$5.7
Revenues	\$0
Net General Fund Cost	\$5.7
Full-Time Equivalent Positions	30

## Other Funds Budget\*

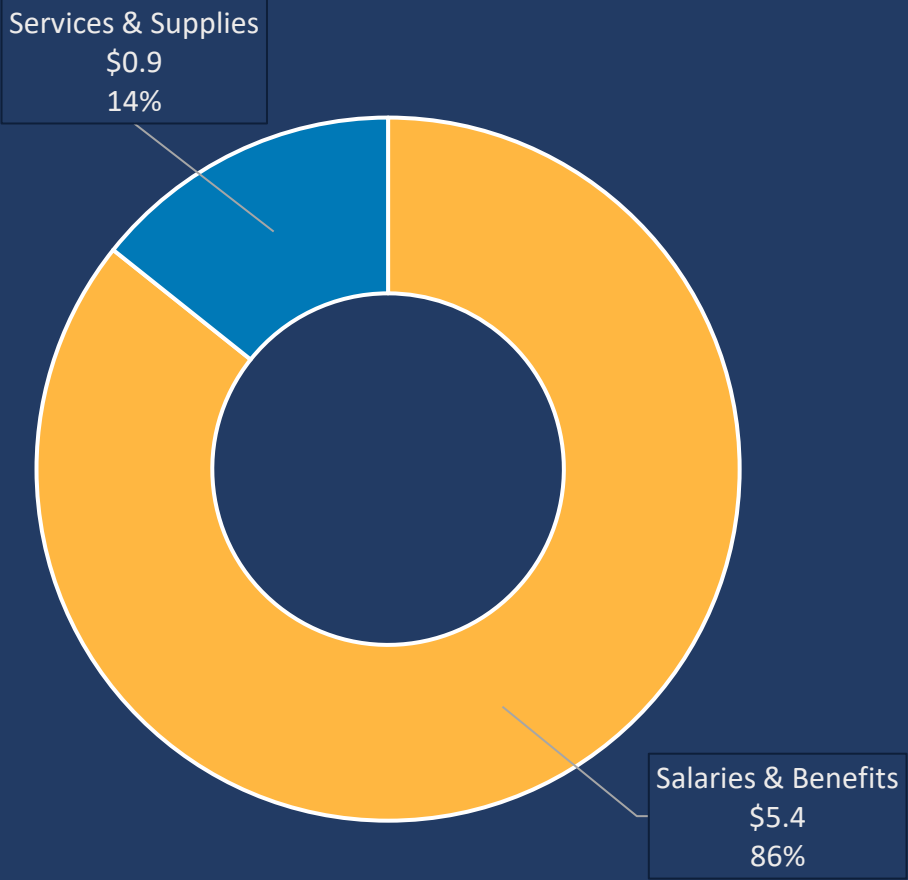
Appropriations	\$4.6
Revenues	\$0
Net Use of / (Contribution to) Fund Balance	\$0
Full-Time Equivalent Positions	2

*\*Other funds primarily include the Innovation & Growth Fund*

# OIED - General Fund Appropriation By Division (\$ millions)



# OIED - General Fund Appropriation By Spending Category (\$ millions)

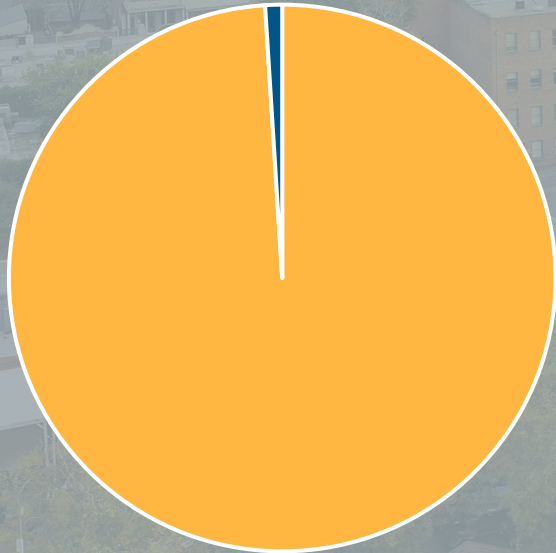


Offsets & Transfers: (\$.60)

# OIED by the Numbers

*(25/26 General Fund Budget of \$847.3M | 0.67%)*

The Office of Innovation and Economic Development accounts for <1% of the **General Fund Budget**



- 32 FTEs
- OIED has administered approximately **\$200M** in loans and grants over the past 5 years *(Nearly **2,000** individual loans and grants!)*
- *\$27M in competitive grants*

# Measure U Metrics

*City of*  
**SACRAMENTO**  
Innovation & Economic Development

# Small Business Metrics

Businesses Assisted (Business Solutions Ctr)...	<u>93</u>
Business Assistance Consulting Hours...	<u>511</u>
Microgrants and Fee Waivers...	<u>7</u>
Shop916 Increased Sales (2025)	<u>\$231,208</u>

# Grant Metrics

State & Federal (Non-housing) Grants Received...	<u>\$9,180,876</u>
Grants Distributed...	<u>\$5,236,477</u>

# Workforce Metrics – Thousand Strong

Overall Investment in 2025...

\$709,375

Number of Students Working in 2025...

81

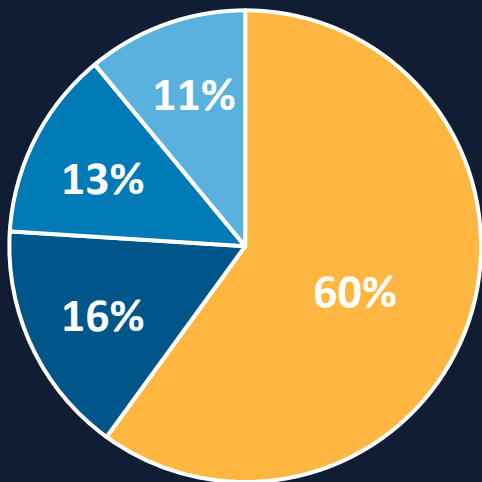
# Housing Metrics

Funds Obtained for Housing Fee Reduction...	<u>\$3 mil</u>
State/Fed Funds Raised ...	<u>\$0 in 2025, but pending apps.</u>

# Financial Empowerment (est. 2020)

## Outcomes by Type

Outcomes



- Credit
- Banking
- Emergency Response
- Savings
- Legacy Planning

*Average HH Income*

**\$43,165**

*Total # of Clients*

**1,839 (476)\*<sub>2025</sub>**

*Total Debt Reduced*

**\$4,481,819**

**(\$1,592,595)\*<sub>2025</sub>**

*Average Debt Reduced*

**\$3,236**

*Total Amount Saved*

**\$1,599,971**

**(\$646,824)\*<sub>2025</sub>**

*Average Savings Increase*

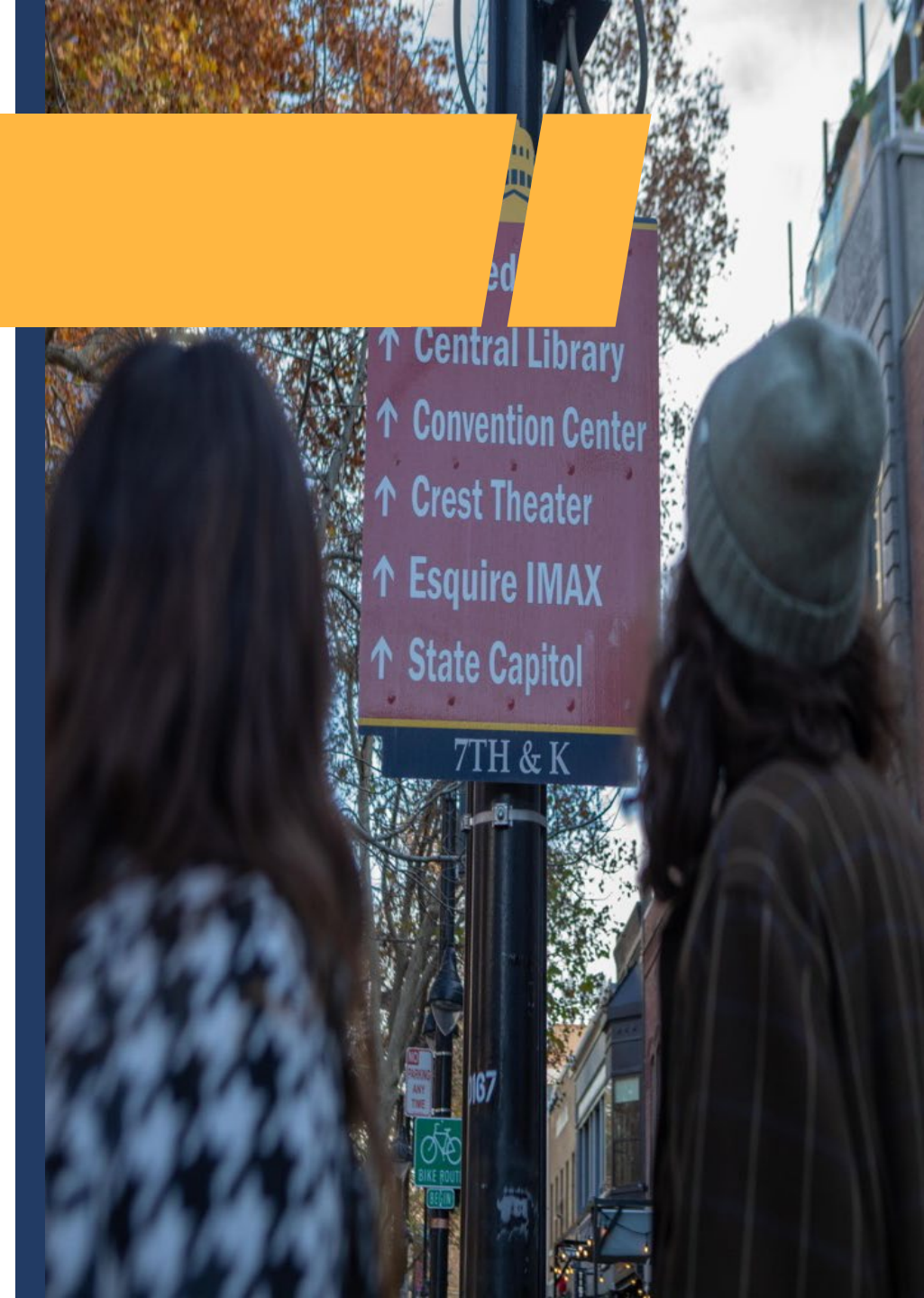
**\$3,193**

# What's Next?

*City of*  
**SACRAMENTO**  
Innovation & Economic Development

# Opportunities & Priorities

- Economic Development Strategy
- Business Solutions Center (Sm. Business)
- Advancing Catalytic Development Projects
- Business Attraction and Retention
- Creative Housing Solutions
- Language Access Policy Implementation
- Workforce Development Opportunities
- Sac Local Impact Funders Table (Sac LIFT)



# Thank you!

Questions & Feedback

