



REPORT TO COUNCIL

City of Sacramento

915 I Street, Sacramento, CA 95814-2604
www.CityofSacramento.org

CONSENT
March 3, 2009

**Honorable Mayor and
Members of the City Council**

**Title: Investment Report for the Quarter Ended December 31, 2008 and the
Monthly Transactions for the Month Ended December 31, 2008**

Location/Council District: Citywide

Recommendation: Accept the Quarterly Investment Report for quarter ended December 31, 2008 and the Monthly Investment Transactions for the month ended December 31, 2008.

Contacts: Lydia Abreu, Investment and Operations Manager, 808-7746; John Colville, Senior Investment Officer, 808-8297; Shirley Tupaz, Investment Operations Analyst, 808-8295

Presenters: None

Department: City Treasurer

Division: Investment and Operations

Organization No: 0900

Description/Analysis:

Issue: Rendering of Quarterly Investment Reports and Monthly Investment Transactions by City Treasurer.

Policy Considerations: The City Treasurer routinely submits Quarterly Investment Reports and reports on Monthly Investment Transactions to keep the City Council, City Manager and internal auditor advised of current investment activity.

Environmental Considerations:

California Environmental Quality Act (CEQA): Under the California Environmental Quality Act (CEQA) guidelines, continuing administrative activities do not constitute a project and are therefore exempt from review.

Sustainability Considerations: There are no sustainability

RECEIVED
CITY CLERK'S OFFICE
CITY OF SACRAMENTO
2009 FEB 20 AM 11:05

considerations applicable to this action.

Commission/Committee Action: None

Rationale for Recommendation: The City Treasurer is responsible for investing and reporting in accordance with the authority granted by City Charter Section 73, City Council ordinances and resolutions, and applicable state law.

Financial Considerations: None.


Emerging Small Business Development (ESBD): Not Applicable.

Respectfully Submitted by:



John Colville
Senior Investment Officer

Respectfully Submitted by:



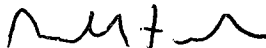
Shirley Tupaz
Investment Operations Analyst

Approved by:



Lydia Abreu
Investment and Operations Manager

Recommendation Approved:



Russell Fehr
City Treasurer

Table of Contents:

Report pg. 1

Attachments:

1 Background pg. 6

<u>Exhibit A</u>	City Council Resolution 95-108	11
<u>Exhibit B</u>	City Investment Pool A Portfolio Composition and Performance Comparison	13
<u>Exhibit B-1</u>	City Investment Pool A Asset Listing as of December 31, 2008	14
<u>Exhibit C</u>	The Ethel MacLeod Hart Mutual Endowment Fund Asset Listing as of December 31, 2008	17
<u>Exhibit D</u>	The Ann Land/Bertha Henschel Endowment Trust Asset Listing as of December 31, 2008	19
<u>Exhibit E</u>	City Funds with Third Party Trustee Asset Listing as of December 31, 2008	21
<u>Exhibit F</u>	City of Sacramento, SHRA & SCERS Securities Lending	29
<u>Exhibit G</u>	Listing of Non-City Funds as of December 31, 2008	31
<u>Exhibit H-1</u>	Sacramento Housing & Redevelopment Agency (SHRA) Asset Listing as of December 31, 2008	32
<u>Exhibit H-2</u>	SHRA Funds with Third Party Trustee Asset Listing as of December 31, 2008	45
<u>Exhibit I</u>	Sacramento Employees' Retirement System (SCERS) Asset Listing as of December 31, 2008	46
<u>Exhibit J</u>	George H. Clark Memorial Scholarship Fund Asset Listing as of December 31, 2008	53
<u>Exhibit K-1</u>	United Way Asset Listing as of December 31, 2008	54
<u>Exhibit K-2</u>	Capitol Area Development Authority (CADA) Asset Listing as of December 31, 2008	56
<u>Exhibit K-3</u>	American River Flood Control District (ARFCD) Asset Listing as of December 31, 2008	59
<u>Exhibit K-4</u>	The Natomas Basin Conservancy (TNBC) Asset Listing as of December 31, 2008	60

<u>Exhibit K-5</u>	Sacramento Public Library Authority (SPLA) Asset Listing as of December 31, 2008	61
<u>Exhibit L</u>	Summary of Transactions For the month ended December 31, 2008	62
<u>Exhibit M</u>	City Investment Pool A Investment Transactions	64
<u>Exhibit N</u>	The Ethel MacLeod Hart Mutual Endowment Fund Investment Transactions	71
<u>Exhibit O</u>	The Ann Land/Bertha Henschel Endowment Fund Investment Transactions	72
<u>Exhibit O</u>	George H. Clark Memorial Scholarship Fund Investment Transactions	73
<u>Exhibit Q</u>	Sacramento Housing and Redevelopment Agency (SHRA) Investment Transactions	74
<u>Exhibit R-1</u>	SCERS Fixed Bonds Investment Transactions	81
<u>Exhibit R-2</u>	SCERS Equity Income Investment Transactions	83
<u>Exhibit R-3</u>	SCERS Large Capital Growth Investment Transactions	84
<u>Exhibit R-4</u>	SCERS S&P Barra Value Investment Transactions	85
<u>Exhibit R-5</u>	SCERS International Investment Transactions	86
<u>Exhibit S</u>	Capitol Area Development Authority (CADA) Investment Transactions	87
<u>Exhibit T</u>	United Way Investment Transactions	88
<u>Exhibit U</u>	American River Flood Control District (ARFCD) Investment Transactions	89
<u>Exhibit V</u>	The Natomas Basin Conservancy (TNBC) Investment Transactions	90

Exhibit W

Sacramento Public Library Authority (SPLA)
Investment Transactions

91

Attachment 1**Background:**

California Statutes Chapter 783, Statutes of 1995 and Chapter 749, Statutes of 1996 were enacted to help avoid a repeat of the December 1994 Orange County investment fiasco which resulted in investment losses exceeding \$1.7 billion for Orange County and other local government entities. These statutes made revisions to certain state laws that addressed the investing of public funds, including, among other things, the requirement of reporting investment activity on a periodic basis. Government Code section 53646 addresses the making of quarterly reports to the City Council, City Manager and internal auditor, and section 53607 requires monthly reports to the City Council. Accordingly, the first quarterly investment report in compliance with this legislation was considered by the City Council on May 7, 1996, and quarterly reports have been rendered by the City Treasurer ever since. In addition to the quarterly reports, commencing March, 1997, the City Treasurer has rendered monthly transaction reports to the City Council. In September, 2004, AB 2853 was enacted resulting in the making of quarterly reports under Section 53646(b) permissive rather than mandatory due to funding issues relating to state mandates. While making such quarterly reporting voluntary the state legislature also expressly encouraged cities to continue with submission of quarterly reports described in Government Code section 53646(b). The City Treasurer's Office has continued the practice of making the above-described quarterly and required monthly reports, and this staff report accompanies the latest of such reports. This practice is consistent with prior City Council principles regarding investment authority that emphasizes full disclosure and prompt reporting of investment policy, strategies, programs and actual investments as reflected in Resolution 95-108 (**Exhibit A**).

QUARTERLY INVESTMENT REPORT

As a result of the foregoing statutes, Government Code section 53646(b) sets forth the content of quarterly investment reports as follows:

"....include the type of investment, issuer, date of maturity par and dollar amount invested on all securities, investments and moneys held by the local agency, and shall additionally include a description of any of the local agency's funds, investments, or programs, that are under the management of contracted parties, including lending programs. With respect to all securities held by the local agency, and under management of any outside party that is not also a local agency or the State of California Local Agency Investment Fund, the report shall also include a current market value as of the date of the report, and shall include the source of this same valuation."

"....State compliance of the portfolio to the statement of investment policy, or manner in which the portfolio is not in compliance."

"....include a statement denoting the ability of the local agency to meet its pool's expenditure requirements for the next six months, or provide an explanation as to why sufficient money shall, or may, not be available."

The following information is provided in compliance with Government Code section 53646(b).

INVESTMENTS HELD

City Investment Pool A is a short-term investment vehicle for the cash balances of all operating funds of the City of Sacramento. Investments purchased for this pool are invested according to the investment guidelines of government code (Sections 53601 & 53635) and may be expanded to include investments deemed prudent by the City Treasurer. **Exhibit B** illustrates the portfolio composition and performance comparison. **Exhibit B-1** is a detailed list of the investments held as of December 31, 2008.

The Ethel MacLeod Hart Mutual Endowment Fund for Senior Citizens is a bequest to the City of Sacramento to be used for constructing and maintaining a facility available to senior citizens for their use, enjoyment and comfort. The Ethel MacLeod Hart Advisory Committee was appointed by the Mayor to provide advice to City staff and the City Council on the appropriate use of the funds consistent with the terms of the bequest and intent of the donor. The Committee is composed of seven members including individual senior citizens and representatives from senior citizen advocacy and advisory organizations. The Committee advises the City Council on the appropriate use of the funds; City Council authorized the City Treasurer to prudently invest the monies. **Exhibit C** is a detailed list of the investments held as of December 31, 2008.

The Ann Land/Bertha Henschel Endowment Fund was set up to collectively manage the investment of proceeds from two separate donations to the City of Sacramento. In 1914 William Land donated \$271,720 to the City for the poor, indigent, and needy citizens in Sacramento in memory of his mother. In 1953 a similar gift of \$278,000 was given by Bertha Henschel and several others. The original bequests are to remain in perpetuity but all income derived from these funds is to be paid to benefit the indigent and needy citizens of Sacramento. The Ann Land-Bertha Henschel Memorial Funds Commission was created and exists pursuant to the provisions of the Sacramento City Code. The Commission consists of eight members appointed by the Mayor and Council. The Commission is responsible for the disbursement of the income from the funds, while the City Treasurer has the authority and responsibility for the investment of the funds. **Exhibit D** is a detailed list of the investments held as of December 31, 2008.

City Funds with a Third Party Trustee consists of proceeds from debt financing and monies for the City's deferred compensation program. Debt financing is generally for specific purposes and has various restrictions imposed by bond covenants. To protect the interests of the concerned parties, the proceeds are held by a third party trustee in various distinct accounts. Bank of New York and U.S. Bank are the trustees currently used by the City of Sacramento. **Exhibit E** is a detailed list of the investments held as of December 31, 2008.

The City has a **Deferred Compensation program** established under the guidelines of the Internal Revenue Code Section 457. Currently the funds are held in a Trust exclusively for the benefit of the contributing employees. The program is administered and the investments managed under the guidance of the International City Management

Association Retirement Corporation (ICMA-RC). As of December 31, 2008, City assets held in a trust for the exclusive use of City employees by ICMA-RC total \$190,718,479.12

Securities Lending is a program wherein investments that we currently own are lent to other parties. This enables us to earn additional income for City Pool A, SHRA and SCERS. This program is managed by the Bank of New York, which also performs the custody services for the City of Sacramento. **Exhibit F** is a summary of the collateral held as of December 31, 2008.

Non-City Funds are either trust funds or non-City entities whose accounting records are maintained by the City. These funds have their operating cash invested in the City's Pool A. Therefore, their investments outstanding as of December 31, 2008 would be their pro-rata share of the investments as shown in **Exhibit B**. These funds and the amount that they have invested in Pool A as of December 31, 2008 are listed in **Exhibit G**.

Sacramento Housing and Redevelopment Agency (SHRA) Funds are federal, local operating or bond proceeds managed by the City Treasurer at the request of SHRA. These funds, and the security lending activity associated with these funds, as well as SHRA Funds held with a third party trustee, are reported to City Council for informational purposes only (**Exhibits H-1 & H-2**, respectively). SHRA will report separately to the appropriate SHRA oversight entity pursuant to Chapter 783, Statutes of 1995. By reporting these funds in this report, the City Treasurer does not warrant or represent compliance with the investment policy adopted by SHRA or that sufficient monies are available to meet SHRA's cash flow needs for the next six months.

The Sacramento City Employees' Retirement System (SCERS) is a closed-end fund for employees who worked for the City of Sacramento prior to 1977. As set by City Charter, a five-member Administration, Investment and Fiscal Management Board (Board) oversees the investments of SCERS. Monthly and quarterly investment reports are presented to this Board by the City Treasurer. These reports are available in the Office of the City Treasurer for review. **Exhibit I** is a detailed list of the investments held as of December 31, 2008.

The George H. Clark Memorial Scholarship Fund was established in 1951 through a will executed by George H. Clark in 1921. The fund provides scholarship benefits that will help defray the expenses incidental to providing a college education for the high school senior student, male or female, who attains the highest degree of success throughout his or her high school experience. The George H. Clark Memorial Scholarship Trust Fund was established in agreement with the Mayor of the City of Sacramento, the Superintendent of the Sacramento City Unified School District, and the Principal of the most populous high school in the City of Sacramento. **Exhibit J** is a detailed list of investments held as of December 31, 2008.

Earl William's Endowment of the United Way of Sacramento is a non-City entity and the City Treasurer provides investment management services with City Council approval by Resolution No. 99-370, approved and adopted by the City Council on September 29, 1999. **Exhibit K-1** is a detailed list of the investments held as of December 31, 2008.

Capitol Area Development Authority (CADA) is an Authority governed in part by a Joint

Exercise of Powers Agreement, dated July 1, 1978. Section 10© of that Agreement provides that the Director of Finance of the City is designated as the Controller of the Authority with the powers establish by Government Code § 6505.5 Section 20. Its funds are Federal and local operating revenues managed by the City Treasurer within Pool A portfolio, at the request of CADA. **Exhibit K-2** is a detailed list of the investments held as of December 31, 2008.

American River Flood Control District (ARFCD) - On August 24, 2004, the City Council approved and authorized the City Treasurer to accept the American River Flood Control District (ARFCD) reserve funds to be invested in the City of Sacramento's Pool A portfolio. **Exhibit K-3** is a detailed list of investments held as of December 31, 2008.

The Natomas Basin Conservancy (TNBC) serves as a "Plan Operator" for the Natomas Basin. Its mission is to promote biological conservation along with economic development and continuation of agriculture in the Natomas Basin. TNBC is a non-City entity whose funds are managed by the City Treasurer within the City of Sacramento's Pool A. **Exhibit K-4** is a detailed list of investments held as of December 31, 2008.

Sacramento Public Library Authority (SPLA) is a Joint Powers Authority (JPA) formed by City and the County on August 31, 1993. The JPA agreement was restructured effective July 1, 2007 to add the five surrounding cities and included certain administrative changes. Subsequently, the Board of Directors of the JPA appointed the Deputy Director, Administrative Services as Treasurer and Auditor and approved the investment policy authorizing the investment of JPA funds in the City's Pool A portfolio. As of December 31, 2008 the SPLA funds are 100% invested in the City's Pool A as detailed in **Exhibit K-5**.

COMPLIANCE WITH INVESTMENT POLICY

The City investments held are in compliance with the City Treasurer's previously reviewed, and current Investment Policy except for the following:

- No exceptions

ABILITY TO MEET EXPENDITURES REQUIREMENT

Based on the City Council's adopted City budget, past revenue and expenditure trends and economic forecasts, the City Treasurer projects that the City has sufficient monies on hand, anticipated revenues, and/or investments maturing to meet the City's expenditure requirements through June 30, 2009.

MONTHLY TRANSACTION REPORT

As mentioned above, Government Code section 53607 requires treasurers receiving the delegation of investment authority by the legislative body to report on investment transactions undertaken by the treasurer. For informational purposes, the City Treasurer's Office has taken this opportunity to include the transactions of all the monies the City

Treasurer invests in addition to the investment of City of Sacramento treasury funds. The transactions for the month ended December 31, 2008 for treasury and other funds are attached as follows:

- Exhibit L: Summary of Transactions
- Exhibit M: City Investment Pool A
- Exhibit N: The Ethel MacLeod Hart Mutual Endowment Fund
- Exhibit O: The Ann Land/Bertha Henschel Endowment Fund
- Exhibit P: George H. Clark Memorial Scholarship Fund
- Outside Agency Funds
- Exhibit Q: Sacramento Housing and Redevelopment Agency (SHRA)
- Exhibit R-1: SCERS Fixed Bonds
- Exhibit R-2: SCERS Equity Income
- Exhibit R-3: SCERS Large Capital Growth
- Exhibit R-4: SCERS S&P Barra Value
- Exhibit R-5: SCERS International
- Exhibit S: Capitol Area Development Authority (CADA)
- Exhibit T: United Way
- Exhibit U: American River Flood Control District (ARFCD)
- Exhibit V: The Natomas Basin Conservancy (TNBC)
- Exhibit W: Sacramento Public Library Authority (SPLA)

RESOLUTION NO. 95-108

ADOPTED BY THE SACRAMENTO CITY COUNCIL

ON DATE OF MAR 1 4 1995

RESOLUTION STATING THE CITY COUNCIL'S PRINCIPLES REGARDING LOCAL INVESTMENT AUTHORITY

WHEREAS, as the result of the December 1994 Orange County investment problem, legislation has been introduced which may adversely impact the City's investment program, and

WHEREAS, the City Council believes that the City has a sound and prudent investment program, and

WHEREAS, the City Council believes that local control of City finance, including the investment program, should be maintained,

NOW, THEREFORE, BE IT RESOLVED that the City Council hereby adopts the following eight principles regarding local investment authority:

1. The Sacramento City Council has sole authority and responsibility for City investment policies.
2. The City Treasurer, pursuant to authority granted by the City Charter and the City Council, is responsible for the prudent investment of City funds.
3. Full disclosure and prompt reporting of investment policy, strategies, programs and actual investments is required.
4. City officials involved in the investment programs are held to the "prudent person" standard, which requires sufficient expertise, experience and training to make knowledgeable and informed investment decisions.

FOR CITY CLERK USE ONLY

95-108


RESOLUTION NO.: _____

DATE ADOPTED: MAR 1 4 1995

5. City officials involved in the investment programs have a fiduciary responsibility for the monies managed.
6. Speculative investments are prohibited.
7. Internal controls, reviews and reporting procedures must be maintained to assure adherence to these principles.
8. Investments should be evaluated first to meet the cash flow needs of the City, second for safety of principal, third for liquidity, and lastly for yield.


MAYOR

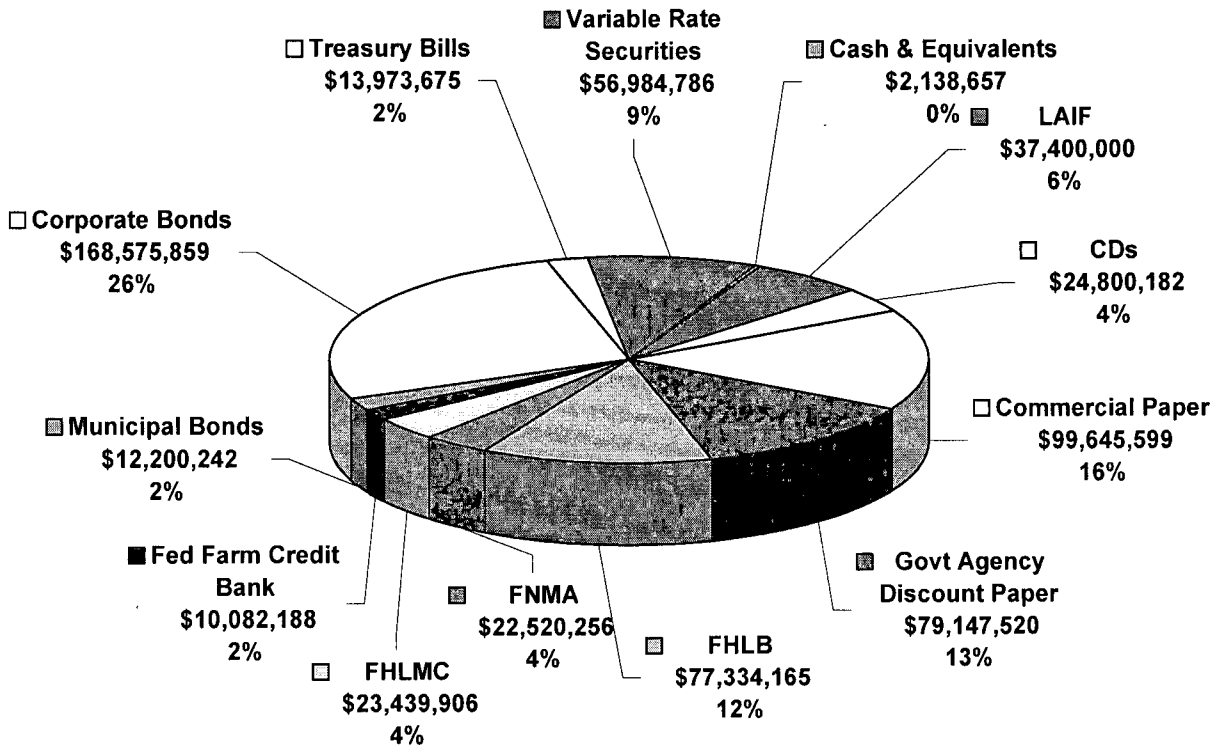
ATTEST


CITY CLERK

FOR CITY CLERK USE ONLY

RESOLUTION NO.: 95-108
DATE ADOPTED: MAR 14 1995

**City of Sacramento Pool A
PORTFOLIO COMPOSITION
(Including Accrued Interest)
\$628 Million
December 31, 2008**



DISTRIBUTION BY MATURITY

Maturity	Market Value	%
Under 1 Yr	\$ 400,701,001	63.78%
1 Yr - 2 Yrs	\$ 55,462,410	8.83%
2 Yrs - 3 Yrs	\$ 40,488,180	6.44%
3 Yrs - 4 Yrs	\$ 61,560,922	9.80%
4 Yrs - 5 Yrs	\$ 70,030,521	11.15%
TOTAL	\$ 628,243,034	100.00%

WEIGHTED AVERAGES

Yield To Maturity	3.14
Maturity (yrs)	1.39
Coupon (%)	3.15
Duration	1.27

PERFORMANCE COMPARISON

Interval	City Pool A	Comparative Indices ¹			
		LAIF	MLPFS	90-Day T-Bill	Fed Funds
FY 2009:					
2nd Qtr FY 2009	3.65%	2.54%	2.18%	0.30%	0.40%
1st Qtr FY 2009	3.50%	2.77%	2.19%	1.45%	1.65%
FY 2008	4.50%	4.33%	3.86%	2.81%	3.56%
FY 2007	4.80%	5.12%	4.66%	4.98%	5.25%
FY 2006	3.66%	3.85%	3.51%	4.04%	4.20%
FY 2005	2.54%	2.23%	1.57%	2.20%	2.18%
FY 2004	2.13%	1.53%	0.53%	0.97%	1.00%

¹ LAIF - Local Agency Investment Fund managed by the State Treasurer; MLPFS - Merrill Lynch invests in short-term money market securities with average maturity of 90 days; 90-Day T-Bill - US Treasury Bills with maturity of 90 days; Fed Funds - the lending rate charged by banks when banks borrow from each other overnight

City of Sacramento
Asset Listing
City Investment Pool A
As of December 31, 2008

Cusip	Security Symbol	Security Name / Issuer	Int Rate	Maturity Date	Quantity	Unadjusted Cost	Market Value	Accrued Interest	Yield	Dur	S & P	Moody
CASH AND EQUIVALENTS												
CASHBOFA	cashbofa	B Of A Cash	0.09			939,556	939,556		0.09	0.00		
FIDFUND	fidfund	Fidelity Fund	0.10			89,780	89,780		0.10	0.00		
LAIFA	laifa	Local Agency Investment Fund, Pool A	2.35			37,400,000	37,400,000		2.35	0.00		
MISCINTREC	miscintrec	Misc Interest Receivable	4.00			324,867	324,867		4.00	0.00		
SWEEP	sweep	Overnight Sweep	0.09			784,454	784,454		0.09	0.00		
					0.00	39,538,657	39,538,657	0	2.26	0.00		
CERTIFICATES OF DEPOSIT												
53943YTA2	53943yta2	Lloyd's TSB Bank CD	2.24	04-08-09	5,000,000	5,005,532	5,018,859	7,467	2.23	0.27	A1	P1
90333U7A4	90333u7a4	US Bank CD	1.25	04-21-09	12,000,000	12,000,000	12,014,741	8,333	1.25	0.31	A1	P1
90333VAC4	90333vac4	US Bank CD	0.95	05-19-09	5,000,000	5,000,000	4,996,153	792	0.95	0.38	A1	P1
90333UUR1	90333uur1	US Bank CD	5.38	06-01-09	2,500,000	2,500,000	2,538,638	215,200	5.30	0.42	A1	P1
					24,500,000	24,505,532	24,568,391	231,792	1.81	0.33		
COMMERCIAL PAPER												
4042F0N23	4042f0n23	HSBC Finance	0.05	01-02-09	4,000,000	3,999,978	3,999,842	0	0.05	0.01	A1	P1
89233GND4	89233gnd4	Toyota Motor Credit Corp	1.90	01-13-09	18,000,000	17,948,964	17,997,005	0	1.90	0.04	A1	P1
4042F0NT4	4042f0nt4	HSBC Finance	2.00	01-27-09	2,000,000	1,993,667	2,000,000	0	2.00	0.07	A1	P1
89233GNT9	89233gnt9	Toyota Motor Credit Corp	2.15	01-27-09	10,000,000	9,964,167	9,997,096	0	2.15	0.07	A1	P1
89233GPA8	89233gpa8	Toyota Motor Credit Corp	2.15	02-10-09	12,000,000	11,944,936	11,994,391	0	2.15	0.11	A1	P1
89233GPQ3	89233gpq3	Toyota Motor Credit Corp	2.25	02-24-09	12,000,000	11,936,340	11,991,601	0	2.25	0.15	A1	P1
4042F0PT2	4042f0pt2	HSBC Finance	1.10	02-27-09	5,100,000	5,088,001	5,100,000	0	1.10	0.16	A1	P1
89233GQA7	89233gqa7	Toyota Motor Credit Corp	1.00	03-10-09	4,300,000	4,290,325	4,293,030	0	1.00	0.19	A1	P1
90262CQA8	90262cqa8	UBS Finance	2.10	03-10-09	3,300,000	3,282,675	3,296,922	0	2.10	0.19	A1	P1
89233GQQ2	89233gqq2	Toyota Motor Credit Corp	1.95	03-24-09	9,000,000	8,949,787	8,989,744	0	1.95	0.23	A1	P1
4042F0R78	4042f0r78	HSBC Finance	1.00	04-07-09	3,000,000	2,991,500	3,000,000	0	1.00	0.27	A1	P1
90262CR74	90262cr74	UBS Finance	2.06	04-07-09	10,000,000	9,933,050	9,985,968	0	2.06	0.27	A1	P1
4042F0S51	4042f0s51	HSBC Finance	1.00	05-05-09	7,000,000	6,974,722	7,000,000	0	1.00	0.35	A1	P1
					99,700,000	99,298,112	99,645,599	0	1.78	0.15		
GOVT AGENCY DISCOUNT PAPER												
313385BJ4	313385bj4	Federal Home Loan Bank	3.10	02-02-09	4,400,000	4,352,639	4,400,000	0	3.10	0.09	AAA	AAA
313385CW4	313385cw4	Federal Home Loan Bank	2.29	03-10-09	5,800,000	5,742,814	5,799,420	0	2.29	0.19	AAA	AAA
313385CZ7	313385cz7	Federal Home Loan Bank	2.42	03-13-09	20,000,000	19,760,689	19,998,000	0	2.42	0.20	AAA	AAA
313385DG8	313385dg8	Federal Home Loan Bank	0.17	03-20-09	10,000,000	9,995,722	9,999,000	0	0.18	0.22	AAA	AAA
313385EG7	313385eg7	Federal Home Loan Bank	2.54	04-13-09	10,000,000	9,853,950	9,996,000	0	2.54	0.29	AAA	AAA
313589FE8	313589fe8	Fannie Mae	0.20	05-05-09	6,000,000	5,995,600	5,994,600	0	0.20	0.35	AAA	AAA
313397HJ3	313397hj3	Freddie Mac	0.50	06-26-09	13,000,000	12,965,153	12,980,500	0	0.50	0.49	A1	P1
313385HP4	313385hp4	Federal Home Loan Bank	0.44	07-01-09	10,000,000	9,976,656	9,980,000	0	0.44	0.50	AAA	AAA
					79,200,000	78,643,222	79,147,520	0	1.45	0.30		
FEDERAL HOME LOAN BANK												
3133XQDA7	3133xqda7	Federal Home Loan Bank	2.20	03-25-09	6,000,000	6,000,000	6,026,250	35,200	2.19	0.24	AAA	AAA
3133XQEN8	3133xqen8	Federal Home Loan Bank	2.26	03-25-09	5,100,000	5,105,100	5,122,312	30,736	2.25	0.24	AAA	AAA
3133XQJD5	3133xqjd5	Federal Home Loan Bank	2.20	04-01-09	17,300,000	17,263,667	17,381,094	95,150	2.19	0.25	AAA	AAA

City of Sacramento
Asset Listing
City Investment Pool A
As of December 31, 2008

Cusip	Security Symbol	Security Name / Issuer	Int Rate	Maturity Date	Quantity	Unadjusted Cost	Market Value	Accrued Interest	Yield	Dur	S & P	Moody
3133X4ZC8	3133x4zc8	Federal Home Loan Bank	3.00	04-15-09	5,000,000	5,008,900	5,039,062	31,667	2.98	0.29	AAA	AAA
3133XPK52	3133xpk52	Federal Home Loan Bank	2.56	08-04-09	10,000,000	10,110,700	10,121,875	104,533	2.53	0.59	AAA	AAA
3133XPPZ1	3133xppz1	Federal Home Loan Bank	2.80	08-25-09	2,400,000	2,400,000	2,435,250	23,520	2.76	0.64	AAA	AAA
3133XQU26	3133xqu26	Federal Home Loan Bank	2.75	06-18-10	10,000,000	9,990,600	10,268,750	9,931	2.68	1.44	AAA	AAA
3133XCQZ9	3133xcqz9	Federal Home Loan Bank	4.37	09-17-10	5,000,000	4,940,000	5,279,687	63,194	4.14	1.64	AAA	AAA
3133XPRV8	3133xprv8	Federal Home Loan Bank	3.26	02-25-11	5,000,000	4,982,500	5,018,750	57,050	3.25	2.04	AAA	AAA
3133XPDC5	3133xpd5	Federal Home Loan Bank	4.50	02-01-13	5,000,000	5,000,000	5,010,937	93,750	4.49	3.63	AAA	AAA
3133XQYE6	3133xqye6	Federal Home Loan Bank	4.30	04-29-13	5,000,000	5,000,000	5,048,437	37,028	4.26	3.89	AAA	AAA
					75,800,000	75,801,467	76,752,406	581,759	2.86	1.14		
FEDERAL NATIONAL MORTGAGE ASSN. (FNMA)												
31359MC76	31359mc76	Fannie Mae	4.50	06-01-10	2,500,000	2,458,725	2,618,750	9,375	4.30	1.38	AAA	Aaa
31398AKS0	31398aks0	Fannie Mae	4.50	01-07-11	8,000,000	8,084,000	8,005,000	174,000	4.50	0.02	AAA	AAA
31398AJR4	31398ajr4	Fannie Mae	5.12	11-05-12	6,300,000	6,300,000	6,321,656	50,225	5.11	3.43	AAA	AAA
31398AME9	31398ame9	Fannie Mae	4.00	01-28-13	5,000,000	4,991,250	5,256,250	85,000	3.80	3.70	AAA	AAA
					21,800,000	21,833,975	22,201,656	318,600	4.48	2.02		
FEDERAL HOME LOAN MORTGAGE CORP. (FHLMC)												
3128X6J56	3128x6j56	Freddie Mac	3.87	01-30-12	5,000,000	4,988,500	5,009,500	81,267	3.87	2.84	AAA	AAA
3128X6H90	3128x6h90	Freddie Mac	4.25	02-12-13	5,000,000	5,000,000	5,016,000	82,049	4.24	3.68	AAA	AAA
3128X62C9	3128x62c9	Freddie Mac	4.12	02-13-13	3,100,000	3,098,853	3,109,734	49,019	4.11	3.70	AAA	AAA
3128X7JU9	3128x7ju9	Freddie Mac	4.00	04-16-13	5,000,000	4,969,850	5,005,300	41,667	4.00	0.04	AAA	AAA
3128X7QU1	3128x7qu1	Freddie Mac	4.35	05-20-13	5,000,000	4,987,950	5,020,600	24,771	4.33	3.94	AAA	AAA
					23,100,000	23,045,153	23,161,134	278,772	4.11	2.77		
FEDERAL FARM CREDIT BANK - FRMMT												
31331YF88	31331yf88	Federal Farm Credit Bank	4.12	04-22-13	10,000,000	9,904,300	10,003,125	79,062	4.12	3.88	AAA	AAA
					10,000,000	9,904,300	10,003,125	79,062	4.12	3.88		
MUNICIPAL BONDS												
13063A3P7	13063a3p7	California State Rev Antic Nts - Ser	5.50	06-22-09	7,000,000	7,056,420	7,052,220	72,722	5.46	0.47	SP-2	MIG1
79765AX27	79765ax27	San Francisco City & County Int'l Ai	5.50	05-01-10	2,500,000	2,482,625	2,502,150	18,333	5.50	1.26	A	A1
79765AX35	79765ax35	San Francisco City & County Int'l Ai	6.50	05-01-10	2,500,000	2,517,225	2,533,150	21,667	6.41	1.26	A	A1
					12,000,000	12,056,270	12,087,520	112,722	5.67	0.80		
CORPORATE BONDS												
14912L2Q3	14912l2q3	Caterpillar Finl Svcs Mtns BE	4.35	03-04-09	5,000,000	4,894,900	4,999,400	70,687	4.35	0.18	A	A2
36962GD27	36962gd27	General Electric Capital Corp	3.25	06-15-09	10,000,000	10,016,400	9,974,500	14,444	3.26	0.45	AAA	AAA
36962GR48	36962gr48	General Electric Capital Corp	4.12	09-01-09	4,400,000	4,287,096	4,414,872	60,500	4.11	0.65	AAA	Aaa
45974VZN1	45974vzn1	International Lease Fin Mtn Be	4.37	11-01-09	8,130,000	7,930,571	7,127,896	75,090	4.99	0.74	A-	BAA1
88579EAB1	88579eab1	3m Company	5.12	11-06-09	5,000,000	5,047,750	5,174,850	39,149	4.95	0.83	AA	AA1
441812KH6	441812kh6	Household Finance Corp	4.12	11-16-09	5,000,000	4,905,150	4,953,950	25,781	4.16	0.85	AA-	AA3
89233PV60	89233pv60	Toyota Motor Credit Corp	2.85	04-28-10	5,000,000	4,975,000	4,936,850	24,937	2.89	1.28	AAAe	Aaa
172967DA6	172967da6	Citigroup Inc	4.62	08-03-10	5,000,000	4,679,050	4,917,550	95,069	4.70	1.48	A	A2
64952WAE3	64952wae3	New York Life Global	4.62	08-16-10	5,000,000	5,086,000	4,958,200	86,719	4.66	1.52	AAA	Aaa
38141GAZ7	38141gaz7	Goldman Sachs Group Inc	6.87	01-15-11	3,000,000	3,131,520	3,021,900	95,104	6.83	1.82	A	A1

City of Sacramento
Asset Listing
City Investment Pool A
As of December 31, 2008

Cusip	Security Symbol	Security Name / Issuer	Int Rate	Maturity Date	Quantity	Unadjusted Cost	Market Value	Accrued Interest	Yield	Dur	S & P	Moody
68402LAE4	68402lae4	Oracle Corp	5.00	01-15-11	5,000,000	4,956,750	5,134,900	115,278	4.87	1.89	A	A2
172967DH1	172967dh1	Citigroup Inc	5.12	02-14-11	1,627,000	1,623,518	1,587,936	31,732	5.25	1.94	A	A2
89233PW36	89233pw36	Toyota Motor Credit Corp	3.84	04-29-11	5,000,000	5,000,000	4,739,450	33,067	4.05	2.17	AAA	AAA
40429CAA0	40429caa0	Hsbc Finance Corp	6.75	05-15-11	5,000,000	5,135,521	4,978,350	43,125	6.78	2.14	AA-	AA3
822582AA0	822582aa0	Shell International Fin Bv	5.62	06-27-11	10,000,000	10,387,734	10,624,800	6,250	5.29	2.33	AA+	AA1
36962GZ56	36962gz56	General Electric Capital Corp	5.50	11-15-11	5,000,000	5,000,000	4,965,350	35,139	5.54	2.61	AAA	AAA
36962GXS8	36962gxs8	General Electric Capital Corp	5.87	02-15-12	5,000,000	5,213,200	5,140,550	110,972	5.71	2.78	AAA	AAA
713448BF4	713448bf4	Pepsico Inc	5.15	05-15-12	5,000,000	4,997,650	5,161,800	32,903	4.99	3.06	A+	AA2
36962GYY4	36962gyy4	General Electric Capital Corp	6.00	06-15-12	5,000,000	4,972,293	5,130,250	13,333	5.85	3.09	AAA	AAA
59018YJ36	59018yj36	Merrill Lynch & Co	6.05	08-15-12	5,000,000	4,751,100	4,932,900	114,278	6.13	3.13	A	A2
084664AY7	084664ay7	Berkshire Hathaway Corp	5.12	09-15-12	5,000,000	4,994,350	5,076,562	75,451	5.05	3.30	AAA	AAA
949746NW7	949746nw7	Wells Fargo & Co New	5.25	10-23-12	5,000,000	4,988,550	5,092,700	49,583	5.15	3.40	AA	AA1
06406HBE8	06406hbe8	Bank of New York Mellon	4.95	11-01-12	5,000,000	4,994,950	5,076,350	41,250	4.88	3.44	AA-	AA2
38144LAC4	38144lac4	Goldman Sachs Group Inc	5.45	11-01-12	5,000,000	5,060,600	4,769,531	45,417	5.71	3.36	A	A1
665859AH7	665859ah7	Northern Trust Company	5.20	11-09-12	5,000,000	4,990,450	5,064,500	37,556	5.13	3.44	AA-	A1
25468PCH7	254687av8	Disney Walt Co Mtns Be	4.70	12-01-12	4,000,000	3,990,880	4,116,720	15,667	4.57	3.55	A	A2
369604AY9	369604ay9	General Electric Co	5.00	02-01-13	3,000,000	3,001,500	3,033,870	62,500	4.94	3.59	AAA	Aaa
36962G3T9	36962g3t9	General Electric Capital Corp	4.80	05-01-13	10,000,000	9,979,100	9,838,900	80,000	4.88	3.83	AAA	AAA
64953BAP3	64953bap3	New York Life Global	4.65	05-09-13	2,850,000	2,798,785	2,753,983	19,142	4.81	3.86	AAA	AAA
084664BD2	084664bd2	Berkshire Hathaway Fin Corp	4.60	05-15-13	5,000,000	5,037,350	4,999,900	29,389	4.60	3.90	AAA	AAA
377372AC1	377372ac1	Glaxosmithkline Cap Inc	4.85	05-15-13	5,000,000	5,025,000	5,015,300	30,986	4.84	3.88	A+	A1
0258M0CY3	0258m0cy3	American Express Credit Corp	7.30	08-20-13	5,000,000	4,991,750	5,117,968	132,819	7.13	3.80	A	A1
					167,007,000	166,844,468	166,832,539	1,743,319	4.97	2.39		
TREASURY BILLS												
912795U25	912795u25	U. S. Treasury Bill	0.24	06-24-09	4,000,000	3,994,933	3,996,875	0	0.24	0.49	AAA	AAA
912795M65	912795m65	U. S. Treasury Bill	0.19	06-25-09	10,000,000	9,990,447	9,976,800	0	0.19	0.49	AAA	AAA
					14,000,000	13,985,381	13,973,675	0	0.20	0.49		
VARIABLE RATE SECURITIES												
3133XMR60	3133xmr60	Federal Home Loan Bank	3.28	04-30-09	7,500,000	7,493,625	7,511,175	43,116	3.28	0.32	AAA	Aaa
026874BA4	026874ba4	American International Group	1.09	06-16-09	5,000,000	4,957,562	4,717,000	2,422	1.16	0.43	AA	Aa2
38141EKQ1	38141ekq1	Goldman Sachs Group Inc	1.59	06-23-09	5,000,000	4,963,246	4,874,450	1,984	1.63	0.46	A	A1
25152XGR5	25152xgr5	Deutsche Bank NY	3.47	07-30-09	8,000,000	7,977,609	7,921,512	48,650	3.51	0.56	AA-e	Aa1
25153DBD4	25153dbd4	Deutsche Bank NY	1.73	10-21-09	10,000,000	10,000,000	10,000,000	4,337	1.73	0.79		
38141EKW8	38141ekw8	Goldman Sachs Group Inc	0.55	12-23-09	5,000,000	4,931,579	4,741,350	692	0.58	0.95	AA-	A1
89233PW44	89233pw44	Toyota Motor Credit Corp	2.97	05-07-10	5,000,000	5,000,000	4,935,937	22,716	3.01	1.30	AAA	AAA
0258M0CV9	0258m0cv9	American Express Credit Co	1.87	05-27-10	5,000,000	5,000,000	4,618,600	780	2.03	1.33	A	A1
02666QC35	02666qc35	American Honda Finance	2.64	06-07-10	5,000,000	5,000,000	4,933,550	8,808	2.68	1.38	A+	AA3
59018YWL1	59018yw11	Merrill Lynch & Co.	7.41	12-14-10	3,000,000	3,000,000	2,587,380	10,325	8.59	1.72	A	A2
					58,500,000	58,323,622	56,840,954	143,831	2.56	0.83		
19	TOTAL PORTFOLIO				585,607,000	623,780,158	624,753,176	3,489,858	3.09	1.19		

Exhibit B-1

City of Sacramento
Asset Listing
Ethel Hart Mutual Endowment Fund
As of December 31, 2008

Cusip	Security Symbol	Security Name / Issuer	Int Rate	Maturity Date	Quantity	Unadjusted Cost	Market Value	Accrued Interest	Yield	Dur	S & P	Moody
CASH AND EQUIVALENTS												
DIVACC	divacc	Dividend Accrual	4.00			3,673	3,673		4.00	0.00		
MISCINTREC	miscintrec	Misc Interest Receivable	4.00			408	408		4.00	0.00		
POOLA	PoolA	Pool A Cash	3.40			89,127	89,127		3.40	0.00		
INTRECEIV	intreceiv	Pool A Interest Receivable	3.40			1,499	1,499		3.40	0.00		
					0.00	94,706	94,706	0	3.43	0.00		
FEDERAL HOME LOAN MORTGAGE CORP. (FHLMC)												
3128X4W72	3128x4w72	Freddie Mac	5.50	03-28-16	50,000	49,805	53,083	710	5.18	5.90	AAA	AAA
					50,000	49,805	53,083	710	5.18	5.90		
COMMON STOCK												
88579Y101	mmm	3m Company			550	42,822	31,647		3.48	0.00	A+	
02209S103	mo	Altria Group Inc			1,100	23,624	16,566		8.50	0.00	A	
023608102	ae	Ameren Corp Com			830	44,747	27,606		7.64	0.00	A-	
037833100	aapl	Apple Inc.			300	40,293	25,605		0.00	0.00	B	
00206R102	t	At&t Inc			900	34,561	25,650		5.75	0.00	B+	
151020104	celg	Celgene Corporation			600	34,251	33,168		0.00	0.00	B-	
125269100	cf	Cf Industries Holdings Inc.			200	32,994	9,832		0.00	0.00	A	
191216100	ko	Coca Cola Co Com			400	25,844	18,108		3.36	0.00	A	
194162103	cl	Colgate Palmolive Co Com			400	26,272	27,416		2.33	0.00	A+	
244199105	de	Deere & Co Com			500	40,548	19,160		2.92	0.00	A-	
254687106	dis	Disney (walt) Com			1,000	31,530	22,690		1.54	0.00	A	
25746U109	d	Dominion Res Va New Com			700	25,513	25,088		4.88	0.00	B+	
260543103	dow	Dow Chem Co Com			800	33,968	12,072		11.13	0.00	B	
292505104	eca	Encana Corp Com			500	38,319	23,240		3.44	0.00	B+	
35671D857	fcx	Freeport-McMoran Cop & G Cl B			400	43,534	9,776		0.00	0.00	B+	
35906A108	fr	Frontier Communication Com			3,000	35,488	26,220		11.44	0.00	B-	
G3682E127	fro	Frontline Ltd.			900	38,880	26,649		27.86	0.00	B	
369604103	ge	General Electric Co			2,000	69,367	32,400		7.65	0.00	A+	
375558103	gild	Gilead Sciences Inc			750	24,570	38,355		0.00	0.00	B-	
38259P508	goog	Google Inc Cl A			40	28,321	12,306		0.00	0.00		
428236103	hpq	Hewlett Packard Co			500	22,296	18,145		0.88	0.00	B+	
478160104	jn	Johnson & Johnson			500	30,704	29,915		3.08	0.00	A+	
502424104	ll	L3 Communications Hldgs			375	29,533	27,667		1.63	0.00	A-	
57060U605	moo	Market Vectors Etf Tr Agribus Etf			500	31,063	13,925		1.01	0.00		
576206106	mee	Massey Energy Corp Com			400	35,436	5,516		1.74	0.00		
580135101	mcd	McDonald's Corp			500	26,140	31,095		3.22	0.00	A-	
589331107	mrk	Merck & Co Inc			1,300	61,307	39,520		5.00	0.00	B+	
61166W101	mon	Monsanto CO New Com			400	14,533	28,140		1.36	0.00	B+	
61945A107	mos	Mosaic Co Com			200	30,840	6,920		0.58	0.00		
70336T104	pcx	Patriot Coal Corp Com			400	30,812	2,500		0.00	0.00		
71654V408	pbr	Petroleo Brasileiro SA Sponsored ADR			600	31,418	14,694		0.25	0.00		
717081103	pfe	Pfizer Inc			1,500	37,530	26,565		7.23	0.00	B+	
718172109	pm	Philip Morris Intl Inc Com			550	26,462	23,930		0.51	0.00		
723484101	pnw	Pinnacle West Cap Corp			1,000	47,127	32,130		6.54	0.00	B+	
73755L107	pot	Potash Corp Sask Inc Com			150	35,173	10,983		0.55	0.00	B	

City of Sacramento
Asset Listing
Ethel Hart Mutual Endowment Fund
As of December 31, 2008

Cusip	Security Symbol	Security Name / Issuer	Int Rate	Maturity Date	Quantity	Unadjusted Cost	Market Value	Accrued Interest	Yield	Dur	S & P	Moody
73935X229	pgf	Powershares Etf Trust Finl Pfd Ptf			1,700	36,482	22,406		13.99	0.00		
742718109	pg	Procter & Gamble Co			300	18,896	18,546		2.59	0.00	A+	
755111507	rtn	Raytheon Company			800	38,608	40,832		2.19	0.00	B	
760975102	rimm	Research In Motion Ltd			300	36,901	12,174		0.00	0.00	B	
84265V105	pcu	Southern Copper Corp Com			900	32,216	14,454		8.47	0.00	B	
78463V107	gld	Spdr Gold Trust Gold Shs			400	35,580	34,608		0.00	0.00		
91232N108	uso	United States Oil Fund Units			350	32,719	11,585		0.00	0.00		
913017109	utx	United Technologies			500	30,549	26,800		2.87	0.00	A+	
92343v104	vz	Verizon Communications Inc			750	28,308	25,425		5.43	0.00	B	
					30,745	1,496,078	982,030	0	4.26	0.00		
TOTAL PORTFOLIO					80,745	1,640,590	1,129,819	710	4.23	0.28		

City of Sacramento
Asset Listing
Ann Land/Bertha Henschel Endowment Fund
As of December 31, 2008

Cusip	Security Symbol	Security Name / Issuer	Int Rate	Maturity Date	Quantity	Unadjusted Cost	Market Value	Accrued Interest	Yield	Dur	S & P	Moody
CASH AND EQUIVALENTS												
DIVACC	divacc	Dividend Accrual	4.00			8,026	8,026		4.00	0.00		
MISCINTREC	miscintrec	Misc Interest Receivable	4.00			1,186	1,186		4.00	0.00		
POOLA	PoolA	Pool A Cash	3.40			12,415	12,415		3.40	0.00		
INTRECEIV	intreceiv	Pool A Interest Receivable	3.40			576	576		3.40	0.00		
					0.00	22,203	22,203	0	3.65	0.00		
FEDERAL NATIONAL MORTGAGE ASSN. (FNMA)												
31398ADM1	31398adm1	Fannie Mae	5.37	06-12-17	230,000	225,078	268,741	652	4.60	6.92	AAA	AAA
					230,000	225,078	268,741	652	4.60	6.92		
CORPORATE BONDS												
126117AE0	126117ae0	Cna Financial Corp	7.25	11-15-23	60,000	58,921	37,457	556	11.61	7.22	BBB-	BAA3
					60,000	58,921	37,457	556	11.61	7.22		
COMMON STOCK												
88579Y101	mmm	3m Company			750	60,375	43,155		3.48	0.00	A+	
02209S103	mo	Altria Group Inc			2,500	51,628	37,650		8.50	0.00	A	
023608102	ace	Ameren Corp Com			1,000	50,043	33,260		7.64	0.00	A-	
037833100	aapl	Apple Inc.			300	40,293	25,605		0.00	0.00	B	
00206R102	t	At&t Inc			2,500	99,330	71,250		5.75	0.00	B+	
055622104	bp	Bp Amoco Plc - Spons Adr			1,000	60,912	46,740		7.07	0.00		
125269100	cf	Cf Industries Holdings Inc.			200	32,994	9,832		0.00	0.00	A	
166764100	cvx	Chevron Corporation			500	29,271	36,985		3.51	0.00	A-	
191216100	ko	Coca Cola Co Com			800	48,320	36,216		3.36	0.00	A	
194162103	cl	Colgate Palmolive Co Com			1,000	61,716	68,540		2.33	0.00	A+	
210371100	ceg	Constellation Energy Group			600	35,040	15,054		6.02	0.00	B+	
244199105	de	Deere & Co Com			600	48,657	22,992		2.92	0.00	A-	
Y2066G104	dsx	Diana Shipping Inc Com			2,000	61,017	25,520		25.94	0.00		
254687106	dis	Disney (walt) Com			1,200	34,641	27,228		1.54	0.00	A	
26441C105	duk	Duke Energy Corp			2,500	40,280	37,525		6.13	0.00	B	
292505104	eca	Encana Corp Com			1,000	77,227	46,480		3.44	0.00	B+	
29274D604	erf	Enerplus Res Fd Unit Tr G New			900	41,535	17,622		12.71	0.00		
30161N101	exc	Exelon Corp			500	20,315	27,805		3.78	0.00	B+	
337932107	fe	First Energy Corp			500	17,405	24,290		4.53	0.00	B+	
35906A108	frt	Frontier Communication Com			5,000	55,249	43,700		11.44	0.00	B-	
G3682E127	fro	Frontline Ltd.			1,500	73,689	44,415		27.86	0.00	B	
369604103	ge	General Electric Co			4,100	138,293	66,420		7.65	0.00	A+	
464287168	dvy	Ishares Tr Dj Sel Div Inx			600	41,781	24,774		5.39	0.00		
464287796	iyf	Ishares Tr Dj Us Energy			1,200	51,534	33,996		1.54	0.00		
464287390	ilf	Ishares Tr S&p Ltn Am 40			1,000	50,959	25,470		3.70	0.00		
478160104	jnj	Johnson & Johnson			1,000	62,224	59,830		3.08	0.00	A+	
494550106	kmp	Kinder Morgan Energy Partners Ltd			2,025	93,588	92,644		8.92	0.00		
57060U605	moo	Market Vectors Etf Tr Agribus Etf			800	49,701	22,280		1.01	0.00		
576206106	mee	Massey Energy Corp Com			400	35,436	5,516		1.74	0.00		
580135101	mcd	McDonald's Corp			1,000	51,563	62,190		3.22	0.00	A-	

City of Sacramento
Asset Listing
Ann Land/Bertha Henschel Endowment Fund
As of December 31, 2008

Cusip	Security Symbol	Security Name / Issuer	Int Rate	Maturity Date	Quantity	Unadjusted Cost	Market Value	Accrued Interest	Yield	Dur	S & P	Moody
589331107	mrk	Merck & Co Inc			1,500	62,629	45,600		5.00	0.00	B+	
61166W101	mon	Monsanto CO New Com			700	42,679	49,245		1.36	0.00	B+	
61945A107	mos	Mosaic Co Com			200	30,840	6,920		0.58	0.00		
70336T104	pcx	Patriot Coal Corp Com			400	30,812	2,500		0.00	0.00		
707885109	pwe	Penn West Energy Tr Tr Unit			2,000	59,500	22,240		30.03	0.00		
717081103	pfe	Pfizer Inc			3,000	66,651	53,130		7.23	0.00	B+	
718172109	pm	Philip Morris Intl Inc Com			1,150	50,346	50,036		0.51	0.00		
723484101	pnw	Pinnacle West Cap Corp			1,500	61,802	48,195		6.54	0.00	B+	
73935X229	pgf	Powershares Etf Trust Finl Pfd Ptfl			2,000	42,920	26,360		13.99	0.00		
69351T106	ppl	Ppl Corp Com			1,200	36,473	36,828		4.37	0.00	B+	
742718109	pg	Procter & Gamble Co			700	40,726	43,274		2.59	0.00	A+	
74386K104	pvx	Provident Energy Tr Tr Unit			6,000	66,416	26,160		19.70	0.00		
775371107	roh	Rohm & Haas Co			1,000	49,500	61,790		2.65	0.00	A-	
80589M102	scg	Scana Corp New Com			1,400	48,724	49,840		5.17	0.00	B	
84265V105	pcu	Southern Copper Corp Com			1,050	37,585	16,863		8.47	0.00	B	
78463V107	gld	Spdr Gold Trust Gold Shs			400	35,580	34,608		0.00	0.00		
847560109	se	Spectra Energy Corp WI			1,000	20,537	15,740		6.35	0.00		
85771P102	sto	Statoil Asa Sponsored Adr			2,000	69,464	33,320		4.15	0.00		
91232N108	uso	United States Oil Fund Units			350	32,719	11,585		0.00	0.00		
913017109	utx	United Technologies			800	46,464	42,880		2.87	0.00	A+	
92343v104	vz	Verizon Communications Inc			2,000	78,155	67,800		5.43	0.00	B	
92826C839	v	Visa Inc Com Cl A			500	22,000	26,225		0.80	0.00		
					69,825	2,647,539	1,906,123	0	6.03	0.00		
TOTAL PORTFOLIO					359,825	2,953,741	2,234,525	1,208	5.93	0.95		

CITY FUNDS WITH THIRD PARTY TRUSTEE

SB564 ASSET LISTING

As of December 31, 2008

Account Number	Security Name/Issuer	Maturity Date	Quantity	Book Value	Market Value	Average Weighted Yield	Moody's	S&P
1993 REV								
411468	California State	06/22/09	350,000.00	352,821.00	352,611.00	5.45	MIG1*	SP-2*
	Federal National MTG ASSN	07/07/11	5,850,000.00	5,849,122.50	5,943,234.38	3.93	Aaa*	AAA*
	Federal Home Ln Bks Deb	06/19/13	3,050,000.00	3,093,846.00	3,093,843.75	4.48	Aaa*	AAA*
	Drefyus Inst'l RES Treasury #6541	n/a	158,198.99	158,198.99	158,198.99	0.01	Aaa*	AAAm*
411469	California State	06/22/09	6,300,000.00	6,350,778.00	6,346,998.00	5.45	MIG1*	SP-2*
	Drefyus Inst'l RES Treasury #6541	n/a	10,340.79	10,340.79	10,340.79	0.00	Aaa*	AAAm*
411471	Drefyus Inst'l RES Treasury #6541	n/a	157.69	157.69	157.69	0.01	Aaa*	AAAm*
	<i>Avg. Weighted Days to Maturity:</i>	812						
Sub-Total:			15,718,704.72	15,815,272.22	15,905,391.85	4.64		
1995 CFD No. 95-02								
94805330	First American Treas. Money Mrkt.	n/a	264.46	264.46	264.46	0.02	Aaa**	AAAm**
94805335	Letter of Credit (\$250,000)	11/30/09	-	-	-			
94805336	Sacramento Comm. Fac. District	09/01/09	120,000.00	-	124,318.80	6.37		
	Sacramento Comm. Fac. District	09/01/10	130,000.00	-	140,012.60	6.22		
	Sacramento Comm. Fac. District	09/01/11	140,000.00	-	155,836.80	6.11		
	Sacramento Comm. Fac. District	09/01/12	145,000.00	-	166,539.75	6.01		
	Sacramento Comm. Fac. District	09/01/13	160,000.00	-	188,681.60	5.89		
	Sacramento Comm. Fac. District	09/01/14	1,620,000.00	-	2,090,448.00	6.97		
	Sacramento Comm. Fac. District	09/01/14	170,000.00	-	201,953.20	5.89		
	First American Treas. Money Mrkt.	n/a	580.65	580.65	580.65	0.02	Aaa*	AAAm*
94805338	First American Treas. Money Mrkt.	n/a	31.46	31.46	31.46	0.03	Aaa**	AAAm**
94805339	First American Treas. Money Mrkt.	n/a	0.01	0.01	0.01	0.00	Aaa**	AAAm**
94805345	First American Treas. Money Mrkt.	n/a	68,351.16	68,351.16	68,351.16	0.02	Aaa**	AAAm**
	<i>Avg. Weighted Days to Maturity:</i>	1,793						
Sub-Total:			2,554,227.74	69,227.74	3,137,018.49	6.47		
1997 REV - Arco Arena								
95436720	First American Treas. Money Mrkt.	n/a	27.64	27.64	27.64	0.04	Aaa**	AAAm**
	Kings Arco Arena Ltd PTSP	n/a	1.00	1.00	1.00	n/a		
	Kings Arco Arena Ltd PTSP	n/a	1.00	1.00	1.00	n/a		
95436722	MBIA Surety Bond	n/a	3,686,250.00	-	3,686,250.00	n/a	Baal*	AA*
	<i>Avg. Weighted Days to Maturity:</i>							
Sub-Total:			3,686,279.64	29.64	3,686,279.64	0.00		

CITY FUNDS WITH THIRD PARTY TRUSTEE

SB564 ASSET LISTING
As of December 31, 2008

Account Number	Security Name/Issuer	Maturity Date	Quantity	Book Value	Market Value	Average Weighted Yield	Moody's	S&P
1997 N. Natomas CFD								
No. 97-01, Ser A								
95441544	US Treasury Notes 3.67%	03/01/09	90,068.00	90,068.00	90,068.00	3.67		
	US Treasury Notes 3.70%	09/01/09	5,574,220.00	5,574,220.00	5,574,220.00	3.70		
	Uninvested Cash	n/a	-	0.50	0.50	n/a		
	<i>Avg. Weighted Days to Maturity:</i>	328						
Sub-Total:			<u>5,664,288.00</u>	<u>5,664,288.50</u>	<u>5,664,288.50</u>	<u>3.70</u>		
1999 N. Natomas								
CFD No. 2								
95460771	Federal Home Loan Bank - Notes	04/15/09	480,000.00	464,100.00	479,400.00	2.98	Aaa*	AAA*
	First American Treas. Money Mrkt.	n/a	7,237.12	7,237.12	7,237.12	0.02	Aaa**	AAAm**
95460780	First American Treas. Money Mrkt.	n/a	15,790.85	15,790.85	15,790.85	0.02	Aaa**	AAAm**
95460785	Sacramento Comm. Fac. District	09/01/09	150,000.00	-	155,052.00	6.05		
	Sacramento Comm. Fac. District	09/01/10	160,000.00	-	171,150.40	5.84		
	Sacramento Comm. Fac. District	09/01/11	175,000.00	-	192,326.75	5.69		
	Sacramento Comm. Fac. District	09/01/12	190,000.00	-	213,938.10	5.55		
	Sacramento Comm. Fac. District	09/01/13	205,000.00	-	235,518.35	5.44		
	Sacramento Comm. Fac. District	09/01/14	225,000.00	-	258,646.50	5.44		
	Sacramento Comm. Fac. District	09/01/15	245,000.00	-	287,426.65	5.33		
	Sacramento Comm. Fac. District	09/01/16	265,000.00	-	300,637.20	5.51		
	Sacramento Comm. Fac. District	09/01/17	285,000.00	-	327,493.50	5.44		
	Sacramento Comm. Fac. District	09/01/18	305,000.00	-	354,751.60	5.37		
	Sacramento Comm. Fac. District	09/01/19	330,000.00	-	361,458.90	5.71		
	Sacramento Comm. Fac. District	09/01/20	355,000.00	-	391,185.15	5.67		
	Sacramento Comm. Fac. District	09/01/21	380,000.00	-	421,119.80	5.64		
	Sacramento Comm. Fac. District	09/01/22	410,000.00	-	456,813.80	5.61		
	Sacramento Comm. Fac. District	09/01/23	440,000.00	-	492,738.40	5.58		
	First American Treas. Money Mrkt.	n/a	138.55	138.55	138.55	0.02	Aaa**	AAAm**
95460787	First American Treas. Money Mrkt.	n/a	6,707.32	6,707.32	6,707.32	0.02	Aaa**	AAAm**
	Federal Home Loan Bank - Notes	05/15/09	270,000.00	270,000.00	273,966.30	4.19	Aaa*	AAA*
	<i>Avg. Weighted Days to Maturity:</i>	2,854						
Sub-Total:			<u>4,899,873.84</u>	<u>763,973.84</u>	<u>5,403,497.24</u>	<u>5.21</u>		
1999 N. Natomas								
CFD No. 4, Series A								
317047	US Treasury Note 6.500%	02/15/10	1,620,000.00	1,619,493.75	1,727,956.80	6.09		
	Wells Fargo Treasury Plus M Mkt	n/a	2,272.04	2,272.04	2,272.04	0.05	Aaa*	AAA*
	<i>Avg. Weighted Days to Maturity:</i>	494						
Sub-Total:			<u>1,622,272.04</u>	<u>1,621,765.79</u>	<u>1,730,228.84</u>	<u>6.08</u>		

*- Issuer Long Term Credit Rating
**- Credit Rating on Actual Security

CITY FUNDS WITH THIRD PARTY TRUSTEE

SB564 ASSET LISTING
As of December 31, 2008

Account Number	Security Name/Issuer	Maturity Date	Quantity	Book Value	Market Value	Average Weighted Yield	Moody's	S&P
1999 N. Natomas								
CFd 99-04, Series A								
411574	US Treasury Note 6.125%	08/15/29	211,000.00	212,055.00	309,708.44	4.17		
	Drefyus Inst'l Res Treasury #6541	n/a	2,330.02	2,330.02	2,330.02	0.23	Aaa*	AAAm*
	<i>Avg. Weighted Days to Maturity:</i>	7,433						
Sub-Total			<u>213,330.02</u>	<u>214,385.02</u>	<u>312,038.46</u>	<u>4.13</u>		
2001 N. Natomas								
CFd No. 4, Series B								
411580	Drefyus Inst'l Res Treasury #6541	n/a	863,505.57	863,505.57	863,505.57	0.00	Aaa*	AAAm*
	<i>Avg. Weighted Days to Maturity:</i>							
Sub-Total			<u>863,505.57</u>	<u>863,505.57</u>	<u>863,505.57</u>	<u>0.00</u>		
2001 CIRB								
411583	Drefyus Inst'l Res Treasury #6541	n/a	1.51	1.51	1.51	0.00	Aaa*	AAAm*
411586	Drefyus Inst'l Res Treasury #6541	n/a	586.62	586.62	586.62	0.01	Aaa*	AAAm*
	<i>Avg. Weighted Days to Maturity:</i>							
Sub-Total			<u>588.13</u>	<u>588.13</u>	<u>588.13</u>	<u>0.01</u>		
2001 Westlake								
CFD No. 2000-01								
411592	Federal Home Loan Bank - Notes	04/15/09	1,200,000.00	1,154,856.00	1,198,500.00	2.97	Aaa*	AAA*
	Drefyus Inst'l Res Treasury #6541	n/a	18,028.93	18,028.93	18,028.93	3.00	Aaa*	AAAm*
	<i>Avg. Weighted Days to Maturity:</i>	192						
Sub-Total			<u>1,218,028.93</u>	<u>1,172,884.93</u>	<u>1,216,528.93</u>	<u>2.97</u>		

*- Issuer Long Term Credit Rating
** - Credit Rating on Actual Security

CITY FUNDS WITH THIRD PARTY TRUSTEE

SBS64 ASSET LISTING
As of December 31, 2008

Account Number	Security Name/Issuer	Maturity Date	Quantity	Book Value	Market Value	Average Weighted Yield	Moody's	S&P
2001 Granite Park								
CFD 2001-01								
94428260	First American Treas. Money Mrkt.	n/a	126,636.44	126,636.44	126,636.44	0.02	Aaa**	AAAm**
94428261	First American Treas. Money Mrkt.	n/a	33,327.20	33,327.20	33,327.20	0.02	Aaa**	AAAm**
	Federal Home Loan Bank - Notes	05/15/09	780,000.00	780,000.00	791,458.20	4.19	Aaa*	AAA*
	<i>Avg. Weighted Days to Maturity:</i>	<i>187</i>						
Sub-Total			939,963.64	939,963.64	951,421.84	3.48		
2001 Regency Park								
CFD 2001-03								
411562	Federal Home Loan Bank - Notes	04/15/09	500,000.00	481,190.00	499,375.00	2.97	Aaa*	AAA*
	US Treasury Note 3.625%	05/15/13	1,500,000.00	1,437,773.44	1,546,755.00	3.29		
	Drefyus Inst'l Res Treasury #6541	n/a	34,738.24	34,738.24	46,500.00	0.00	Aaa*	AAAm*
	<i>Avg. Weighted Days to Maturity:</i>	<i>1,275</i>						
Sub-Total			2,034,738.24	1,953,701.68	2,092,630.00	3.16		
2002 CIRB								
(City Hall)								
411554	Drefyus Inst'l Res Treasury #6542	n/a	-	-	-	0.00	Aaa*	AAAm*
411556	California State	06/22/09	850,000.00	856,851.00	866,371.00	5.45	Aa3*	AA-
	Drefyus Inst'l Res Treasury #6542	n/a	411,061.76	411,061.76	411,061.76	0.01	Aaa*	AAAm*
	FSA Surety Reserve Bond	n/a	1.00	n/a	1.00	n/a	Aa1*	AAA*
	<i>Avg. Weighted Days to Maturity:</i>	<i>14</i>						
Sub-Total			1,261,062.76	1,267,912.76	1,277,433.76	0.30		
2002 COPs (Sacto Reg								
Arts - H Street Theatre)								
408996	US Treasury Notes 4.375%	08/15/12	1,004,000.00	1,061,416.25	1,125,264.38	3.90		
	Drefyus Inst'l Res Treasury #6541	n/a	1,311.04	1,311.04	1,311.04	0.00	Aaa*	AAA*
409004	Drefyus Inst'l Res Treasury #6541	n/a	383.20	383.20	383.20	0.01	Aaa*	AAAm*
	<i>Avg. Weighted Days to Maturity:</i>	<i>1,393</i>						
Sub-Total:			1,005,694.24	1,063,110.49	1,126,958.62	3.89		
2002 Refunding								
Revenue Bonds								
409006	Drefyus Inst'l Res Treasury #6541	n/a	401,438.15	401,438.15	401,438.15	0.00	Aaa*	AAAm*
409007	Drefyus Inst'l Res Treasury #6541	n/a	2.89	2.89	2.89	0.00	Aaa*	AAAm*
409012	Federal Home Loan Bank - Notes	04/15/09	200,000.00	188,862.80	188,862.80	2.97	Aaa*	AAA*
	US Treasury Notes 4.375%	08/15/12	4,465,000.00	4,579,415.63	4,579,415.63	3.90		
	Drefyus Inst'l Res Treasury #6541	n/a	100,986.85	100,986.85	100,986.85	0.01	Aaa*	AAAm*
	<i>Avg. Weighted Days to Maturity:</i>	<i>1,213</i>						
Sub-Total:			5,167,427.89	5,169,719.47	5,169,719.47	3.49		

*- Issuer Long Term Credit Rating
** - Credit Rating on Actual Security

CITY FUNDS WITH THIRD PARTY TRUSTEE

SB564 ASSET LISTING

As of December 31, 2008

Account Number	Security Name/Issuer	Maturity Date	Quantity	Book Value	Market Value	Average Weighted Yield	Moody's	S&P
2003 CIRB								
411782	AMBAC Surety Bond	12/01/33	1.00	1.00	1.00	n/a	Baa1*	A*
	<i>Avg. Weighted Days to Maturity:</i>	9,061						
Sub-Total:			<u>1.00</u>	<u>1.00</u>	<u>1.00</u>	<u>0.00</u>		
2003 N. Natomas CFD No. 4, Series C								
411565	Drefyus Inst'l Res Treasury #6541	n/a	120,773.21	120,773.21	120,773.21	0.01	Aaa*	AAAm*
	US Treasury Notes 3.125%	06/19/13	2,250,000.00	2,235,870.00	2,282,343.75	4.48		
	<i>Avg. Weighted Days to Maturity:</i>	1,612						
Sub-Total:			<u>2,370,773.21</u>	<u>2,356,643.21</u>	<u>2,403,116.96</u>	<u>4.25</u>		
Midtown Assessment District 2003-05								
785041000	First American Treas. Money Mrkt.	n/a	3,036.76	3,036.76	3,036.76	0.53	Aaa**	AAAm**
	Federal Home Loan Bank - Notes	05/15/09	15,000.00	15,000.00	15,220.35	4.19	Aaa*	AAA*
	<i>Avg. Weighted Days to Maturity:</i>	187						
Sub-Total:			<u>18,036.76</u>	<u>18,036.76</u>	<u>18,257.11</u>	<u>3.57</u>		
Tahoe Park West Assmt. Dist. 2003-06								
801090700	First American Treas. Money Mrkt.	n/a	33,096.10	33,096.10	33,096.10	0.53	Aaa**	AAAm**
	<i>Avg. Weighted Days to Maturity:</i>							
Sub-Total:			<u>33,096.10</u>	<u>33,096.10</u>	<u>33,096.10</u>	<u>0.53</u>		
1999 N. Natomas CFD No. 99-04, Series B								
411568	Federal Home Loan Bank - Notes	8/18/09	250,000.00	250,667.50	255,078.13	3.67	Aaa*	AAA*
	Drefyus Inst'l Res Treasury #6541	n/a	5,308.63	5,308.63	5,308.63	0.00	Aaa*	AAAm*
	<i>Avg. Weighted Days to Maturity:</i>	311						
Sub-Total:			<u>255,308.63</u>	<u>255,976.13</u>	<u>260,386.76</u>	<u>3.59</u>		

*- Issuer Long Term Credit Rating
 ** - Credit Rating on Actual Security

CITY FUNDS WITH THIRD PARTY TRUSTEE

SB564 ASSET LISTING
As of December 31, 2008

Account Number	Security Name/Issuer	Maturity Date	Quantity	Book Value	Market Value	Average Weighted Yield	Moody's	S&P
N. Natomas CFD 97-01								
Special Tax Bonds Series 2005								
789727000	First American Treas. Money Mrkt.	n/a	292,861.54	1.00	292,861.54	1.19	Aaa*	AAAm*
789727002	First American Treas. Money Mrkt.	n/a	28,983.56	28,983.56	28,983.56	1.19	Aaa*	AAAm*
	Federal Home Loan Bks	n/a	2,500,000.00	100.59	2,514,850.00	3.53		
	<i>Avg. Weighted Days to Maturity:</i>							
Sub-Total:			2,821,845.10	29,085.15	2,836,695.10	3.26		
2005 Refunding Revenue Bonds								
411459	Cash	n/a	3.38	3.05	3.05	0.00		
	CTF of Ind SLUG	12/01/08	-	-	-	0.00		
	CTF of Ind SLUG	12/01/08	-	-	-	0.00		
	US Treasury Notes 3.75%	12/01/08	-	-	-	0.00		
	CTF of Ind SLUG	06/01/09	43,021.00	43,021.00	43,021.00	4.63		
	US Treasury Notes 3.78%	06/01/09	348,391.00	348,391.00	348,391.00	3.78		
	CTF of Ind SLUG	12/01/09	10,784,317.00	10,784,317.00	10,784,317.00	4.62		
	US Treasury Notes 3.81%	12/01/09	40,017,675.00	40,017,675.00	40,017,675.00	3.81		
	<i>Avg. Weighted Days to Maturity:</i>	-20						
411460	Cash	n/a	0.85	0.85	0.85	n/a		
	US Treasury Notes 3.75%	12/01/08	-	-	-	0.00		
	US Treasury Notes 3.78%	06/01/09	1,161,909.00	1,161,909.00	1,161,909.00	3.77		
	US Treasury Notes 3.81%	12/01/09	258,280.00	258,280.00	258,280.00	3.81		
	US Treasury Notes 3.83%	06/01/10	35,038,200.00	35,038,200.00	35,038,200.00	3.83		
	<i>Avg. Weighted Days to Maturity:</i>	588						
411461	Dreyfus Inst'l Res Treasury #6541	n/a	180.00	180.00	180.00	0.01	Aaa*	AAAm*
411466	Cash	n/a	1.31	1.31	1.31	n/a		
	US Treasury Notes 3.75%	12/01/08	-	-	-	0.00		
	US Treasury Notes 4.73%	12/01/08	-	-	-	0.00		
	US Treasury Notes 3.78%	06/01/09	188,779.00	188,779.00	188,779.00	3.78		
	US Treasury Notes 4.59%	06/01/09	199,159.00	199,159.00	199,159.00	4.59		
	US Treasury Notes 3.81%	12/01/09	192,348.00	192,348.00	192,348.00	3.81		
	US Treasury Notes 4.54%	12/01/09	203,730.00	203,730.00	203,730.00	4.53		
	US Treasury Notes 3.83%	06/01/10	196,012.00	196,012.00	196,012.00	3.83		
	US Treasury Notes 4.52%	06/01/10	208,355.00	208,355.00	208,355.00	4.52		
	US Treasury Notes 3.86%	12/01/10	199,765.00	199,765.00	199,765.00	3.86		
	US Treasury Notes 4.5%	12/01/10	213,063.00	213,063.00	213,063.00	4.50		
	US Treasury Notes 3.88%	06/01/11	203,621.00	203,621.00	203,621.00	3.87		
	US Treasury Notes 4.48%	06/01/11	217,857.00	217,857.00	217,857.00	4.47		
	US Treasury Notes 3.91%	12/01/11	207,571.00	207,571.00	207,571.00	3.91		
	US Treasury Notes 4.47%	12/01/11	222,737.00	222,737.00	222,737.00	4.46		
	US Treasury Notes 3.93%	06/01/12	211,629.00	211,629.00	211,629.00	3.93		
	US Treasury Notes 4.47%	06/01/12	227,716.00	227,716.00	227,716.00	4.47		
	US Treasury Notes 3.95%	12/01/12	32,600,787.00	32,600,787.00	32,600,787.00	3.95		
	US Treasury Notes 4.47%	12/01/12	46,861,528.00	46,861,528.00	46,861,528.00	4.46		
	US Treasury Notes	12/01/12	4,656,276.00	4,656,276.00	4,656,276.00	n/a		
	<i>Avg. Weighted Days to Maturity:</i>	1478						

*- Issuer Long Term Credit Rating
**- Credit Rating on Actual Security

CITY FUNDS WITH THIRD PARTY TRUSTEE

SB564 ASSET LISTING

As of December 31, 2008

Account Number	Security Name/Issuer	Maturity Date	Quantity	Book Value	Market Value	Average Weighted Yield	Moody's	S&P
411472	Cash	n/a	459.60	459.60	459.60	n/a		
	US Treasury Notes 3.75%	12/01/08	-	-	-	0.00		
	US Treasury Notes 4.73%	12/01/08	-	-	-	0.00		
	US Treasury Notes 3.78%	06/01/09	424,962.00	424,962.00	424,962.00	3.77		
	US Treasury Notes 4.59%	06/01/09	538,080.00	538,080.00	538,080.00	4.58		
	US Treasury Notes 3.81%	12/01/09	432,994.00	432,994.00	432,994.00	3.80		
	US Treasury Notes 4.54%	12/01/09	4,510,429.00	4,510,429.00	4,510,429.00	4.54		
	US Treasury Notes 3.83%	06/01/10	441,242.00	441,242.00	441,242.00	3.83		
	US Treasury Notes 4.52%	06/01/10	554,735.00	554,735.00	554,735.00	4.51		
	US Treasury Notes 3.86%	12/01/10	449,692.00	449,692.00	449,692.00	3.85		
	US Treasury Notes 4.5%	12/01/10	4,727,271.00	4,727,271.00	4,727,271.00	4.50		
	US Treasury Notes 3.88%	06/01/11	59,743,371.00	59,743,371.00	59,743,371.00	3.87		
	US Treasury Notes 4.48%	06/01/11	104,884,195.00	104,884,195.00	104,884,195.00	4.48		
	US Treasury Notes	06/01/11	11,784,034.00	11,784,034.00	11,784,034.00	n/a		
	<i>Avg. Weighted Days to Maturity:</i>	<i>936</i>						
	<i>Avg. Weighted Days to Maturity:</i>	<i>958</i>						
Sub-Total:			363,154,376.14	363,154,375.81	363,154,375.81	3.99		
Reassessment Dist. II								
2006-01								
793890001	First American Treas. Obligation FD CL D	n/a	773.29	773.29	773.29	0.02	Aaa**	AAAm**
793890002	First American Treas. Money Mrkt.	n/a	258,320.78	258,320.78	258,320.78	0.02	Aaa*	AAAm*
	Federal Home Loan Bank - Notes	9/17/10	1,800,000.00	1,800,000.00	1,810,692.00	3.53		
793890004	Cash	n/a	11,376.45	11,376.45	11,376.45	n/a	Aaa**	AAAm**
793890005	First American Treas. Money Mrkt.	n/a	16,307.94	16,307.94	16,307.94	0.02	Aaa*	AAAm*
	<i>Avg. Weighted Days to Maturity:</i>	<i>610</i>						
Sub-Total			2,086,005.17	2,086,005.17	2,096,697.17	3.05		
2006 CIRB, Ser A & B								
411508	US Treasury Notes 4.25%	11/15/13	6,526,000.00	6,878,811.88	7,447,797.50	3.72		
	Dreyfus Inst'l Res Treasury #6541	n/a	5.91	5.91	5.91	0.00	Aaa*	AAAm*
411514	Federal Home Loan Bank - Notes	11/15/13	3,770,000.00	3,973,815.63	4,302,512.50	3.72	Aaa*	AAA*
	Dreyfus Inst'l Res Treasury #6541	n/a	3.46	3.46	3.46	0.00	Aaa*	AAAm*
	<i>Avg. Weighted Days to Maturity:</i>	<i>676</i>						
Sub-Total			10,296,009.37	10,852,636.88	11,750,319.37	3.72		

*- Issuer Long Term Credit Rating
 ** - Credit Rating on Actual Security

CITY FUNDS WITH THIRD PARTY TRUSTEE

SB564 ASSET LISTING
As of December 31, 2008

Account Number	Security Name/Issuer	Maturity Date	Quantity	Book Value	Market Value	Average Weighted Yield	Moody's	S&P
2006 CIRB, Ser C, D & E								
411431	Drefyus Inst'l Res Treasury #6541	n/a	0.59	0.59	0.59	0.00	Aaa*	AAAm*
411438	Ambac Assurance Corporation	12/01/33	1.00	1.00	1.00	n/a	Baa1*	A*
411535	Ambac Assurance Corporation	12/01/33	1.00	1.00	1.00	n/a	Baa1*	A*
411958	Ambac Assurance Corporation	12/01/33	-1.00	1.00	1.00	n/a	Baa1*	A*
	<i>Avg. Weighted Days to Maturity:</i>	9,061						
Sub-Total			<u>3.00</u>	<u>3.00</u>	<u>3.00</u>	<u>0.00</u>		
N. Natomas CFD 4								
Series D Special Tax Bonds								
410236	Drefyus Inst'l Res Treasury #6541	n/a	1.21	1.21	1.21	0.00	Aaa*	AAAm*
410237	Drefyus Inst'l Res Treasury #6541	n/a	2,487,751.58	2,487,751.58	2,487,751.58	0.01	Aaa*	AAAm*
	<i>Avg. Weighted Days to Maturity:</i>							
Sub-Total			<u>2,487,752.79</u>	<u>2,487,752.79</u>	<u>2,487,752.79</u>	<u>0.01</u>		
College Square								
CFD 2005-01								
807330	US Treasury Notes 4.125%	11/15/13	1,076,000.00	1,114,164.38	1,139,763.76	3.89		
	Drefyus Inst'l Res Treasury #6541	n/a	1,298.98	1,298.98	1,298.98	0.01	Aaa*	AAAm*
	<i>Avg. Weighted Days to Maturity:</i>	193						
Sub-Total			<u>1,077,298.98</u>	<u>1,115,463.36</u>	<u>1,141,062.74</u>	<u>0.41</u>		
	<i>Avg. Weighted Days to Maturity:</i>	940						
CITY TOTAL:			<u>431,450,491.65</u>	<u>418,969,404.78</u>	<u>434,719,293.25</u>	<u>3.93</u>		
SHRA TOTAL			<u>16,595,463.27</u>	<u>50,513.65</u>	<u>50,513.65</u>	<u>0.00</u>		
COMBINED TOTAL			<u>448,045,954.92</u>	<u>419,019,918.43</u>	<u>434,769,806.90</u>	<u>3.78</u>		

Source: S:\Finance & Banking\Finance Files\TRUSTEE\Current FY Qtrly Inv. Report

Securities Lending - Cash Collateral
Client Investment Report

As of: 12/31/08

City of Sacramento Treasurer

Portfolio USD

Unmatched Positions

Issuer	Issue Type	Coupon Rate	Money Market Yield	Days to Reprice/ Maturity	Reprice Date	Maturity Date	CCY	Ratings		Book Value	
								SP	Mdy		
DEUTSCHE BANK SECURITIES INC	REPO COLL TREAS/GNMA B	0.05	0.050%	2	01/02/09	01/02/09	USD	NR	NR	20,438,028	
GOLDMAN SACHS GROUP	CFLT FF OPEN+20 D	0.24	0.240%	2	01/02/09	06/19/09	USD	A-1	P-1	6,000,448	
LEHMAN BROTHERS HOLDINGS-DEFAULT	CFLT 1ML+5 M	0.00	0.000%	2	01/02/09	01/01/50	USD	NR	C	5,000,000	
GENERAL ELECTRIC CAPITAL CORP	CFLT 3ML+3 Q	4.24	4.238%	5	01/05/09	01/04/10	USD	AAA	Aaa	5,051,203	
NORDEA BANK YANKEE	FRCD 1ML FLAT M	1.88	1.876%	6	01/06/09	02/06/09	USD	A-1+	P-1	3,003,753	
CREDIT SUISSE (USA) INC	CFLT 1ML+8 M	1.96	1.956%	7	01/07/09	06/05/09	USD	A-1	P-1	3,003,913	
BANK OF IRELAND YANKEE	FRCD 1ML FLAT M	1.44	1.439%	12	01/12/09	02/12/09	USD	A-1	P-1	5,003,997	
BANK OF AMERICA NA	BKNT 1ML+1 M	1.45	1.449%	12	01/12/09	06/12/09	USD	A-1	P-1	5,004,024	
DNB NOR BANK ASA	BKNT 3ML+7 Q	4.89	4.889%	13	01/13/09	10/13/09	USD	A-1	P-1	5,053,640	
CALYON YANKEE	FRCD 1ML-1.5 M	1.18	1.194%	13	01/13/09	02/13/09	USD	A-1+	P-1	5,002,702	
MERRILL LYNCH & CO	CFLT 1ML+9 M	1.29	1.285%	14	01/14/09	08/14/09	USD	A-1	P-1	5,003,034	
CHASE ISSUANCE TRUST 2008-A1 A1	ABS 1ML+45 M	1.65	1.645%	15	01/15/09	01/15/10	USD	AAA	Aaa	5,003,884	
SANTANDER U.S DEBT	BKNT 3ML+5 Q	3.88	4.095%	23	01/23/09	07/23/10	USD	AA	Aa1	5,022,208	
WELLS FARGO & CO	CFLT 3ML+45 Q	3.99	4.093%	26	01/26/09	01/24/11	USD	AA+	Aa1	5,028,528	
DEUTSCHE BANK AG YANKEE	FRCD 3ML+50 Q	4.04	4.035%	26	01/26/09	01/25/10	USD	A+	Aa1	3,022,193	
ARGENT SECURITIES INC 2006-M2 A2A	ABS 1ML+5 M	0.52	0.521%	26	01/26/09	01/26/09	USD	AAA	Aaa	519,580	
STRUCTURED ASSET INV LN TR 06-BNC3	ABS 1ML+4 M	0.51	0.511%	26	01/26/09	01/26/09	USD	AAA	Aaa	559,382	
STRUCTURED ASSET SEC CORP 06-BC2 A2	ABS 1ML+5 M	0.52	0.521%	26	01/26/09	02/25/09	USD	AAA	Aaa	1,308,578	
SOUNDVIEW HOME EQUITY LN TR 06-52A2	ABS 1ML+9 M	0.56	0.561%	26	01/26/09	05/26/09	USD	AAA	Aaa	490,867	
MORGAN STANLEY IXIS 2006-1 AFPT	ABS 1ML+5 M	0.52	0.521%	26	01/26/09	11/25/09	USD	AAA	Aaa	647,823	
STRUCTURED ASSET INV LN TR 06-4 A3	ABS 1ML+5 M	0.52	0.521%	26	01/26/09	12/27/10	USD	AAA	Aaa	933,424	
SUNTRUST BANK	FRCD 1ML+4 M	1.94	1.940%	29	01/29/09	01/29/10	USD	AA-	Aa2	8,001,293	
ROYAL BANK OF SCOTLAND PLC	BKNT 3ML+15 Q	2.32	2.323%	54	02/23/09	08/21/09	USD	A-1	P-1	5,013,225	
DEUTSCHE BANK AG YANKEE	FRCD 3ML+15 Q	2.32	2.323%	54	02/23/09	08/21/09	USD	A-1	P-1	5,013,225	
PROCTER & GAMBLE	CFLT 3ML+18 Q	2.37	2.366%	68	03/09/09	03/09/10	USD	AA-	Aa3	5,007,557	
JP MORGAN CHASE & CO.	CFLT 3ML+49 Q	2.68	2.679%	69	03/10/09	03/10/10	USD	AA-	Aa2	6,009,824	
CITIGROUP INCORPORATED	CFLT 3ML+3 Q	1.50	1.496%	89	03/30/09	12/28/09	USD	A-1+	P-1	5,000,623	
									Totals		124,146,956

City of Sacramento ERS

Portfolio USD

Unmatched Positions

Issuer	Issue Type	Coupon Rate	Money Market Yield	Days to Reprice/ Maturity	Reprice Date	Maturity Date	CCY	Ratings		Book Value
								SP	Mdy	
DEUTSCHE BANK SECURITIES INC	REPO COLL US AGY MBS D	0.10	0.100%	2	01/02/09	01/02/09	USD	NR	NR	150,390
NATIONWIDE GLOBAL FUNDING I	CFLT EFF FF+54 D	0.63	0.630%	2	01/02/09	09/15/09	USD	A-1+	P-1	4,001,242
AMERICAN INTERNATIONAL GROUP	CFLT EFF FF+50 D	0.59	0.618%	2	01/02/09	10/01/09	USD	A-1	P-1	3,007,357
CREDIT SUISSE (USA) INC	CFLT FF OPEN+17 D	0.21	0.210%	2	01/02/09	06/05/09	USD	A-1	P-1	2,000,317
NORDEA BANK YANKEE	FRCD 1ML FLAT M	1.88	1.876%	6	01/06/09	02/06/09	USD	A-1+	P-1	3,003,753
COMMONWEALTH BANK OF AUSTRALIA	BKNT 1ML+4 M	1.92	1.916%	8	01/08/09	06/08/09	USD	A-1+	P-1	2,002,555
BANK OF IRELAND YANKEE	FRCD 1ML FLAT M	1.44	1.439%	12	01/12/09	02/12/09	USD	A-1	P-1	3,002,398
AMERICAN EXPRESS CREDIT CORPORATIO	CFLT 1ML+35	2.18	2.175%	12	01/12/09	09/10/09	USD	A-1	P-1	2,002,658
RABOBANK NEDERLANDS NV	BKNT 1ML FLAT M	1.20	1.195%	15	01/15/09	02/01/10	USD	AAA	Aaa	2,001,129
CITIBANK OMNI MSTR TR 2007-A9A A9	ABS 1ML+110 M	1.61	1.608%	21	01/21/09	12/21/09	USD	AAA	Aaa	2,000,893
GOLDMAN SACHS GROUP	CFLT 1ML+8 M	0.55	0.554%	23	01/23/09	12/23/09	USD	A-1	P-1	4,000,554
SECURITIZED ABS LLC TR 2006-WM2 A2B	ABS 1ML+6 M	0.53	0.531%	26	01/26/09	01/26/09	USD	AAA	Caa2	852,656
MERRILL LYNCH MTG INVEST 06-HE3 A2	ABS 1ML+9 M	0.56	0.561%	26	01/26/09	05/26/09	USD	AAA	Aa2	797,383
STRUCTURED ASSET INV LN TR 06-4 A3	ABS 1ML+5 M	0.52	0.521%	26	01/26/09	12/27/10	USD	AAA	Aaa	466,712
SUNTRUST BANK	FRCD 1ML+4 M	1.94	1.940%	29	01/29/09	01/29/10	USD	AA-	Aa2	2,000,323
PRINCIPAL LIFE GLOBAL	CFLT 3ML+40 Q	2.27	2.271%	76	03/17/09	09/17/10	USD	AA	Aa2	2,001,893
HSBC (HOUSEHOLD FINANCE CORP)	CFLT 3ML+9 Q	1.67	1.668%	78	03/19/09	06/19/09	USD	A-1	P-1	2,001,204
JP MORGAN CHASE & CO.	CFLT 3ML+32 Q	1.79	1.815%	83	03/24/09	09/24/10	USD	AA-	Aa2	2,999,750
CITIGROUP INCORPORATED	CFLT 3ML+3 Q	1.50	1.496%	89	03/30/09	12/28/09	USD	A-1+	P-1	4,000,499
ROYAL BANK OF CANADA	BKNT 3ML+25 Q	1.72	1.792%	89	03/30/09	09/28/10	USD	AA-	Aa2	2,996,562
Totals										45,290,227

CITY OF SACRAMENTO
 LISTING OF NON-CITY FUNDS
 AS OF DECEMBER 31, 2008

	<u>Operating Cash Balance</u>
SHRA TRUST	\$ 50,632
SCERS TRUST	11,970,251
SACRAMENTO CONVENTION & VISITORS BUREAU	2,414,897
GIFTS TO SHARE	1,056,037
OTHER NON-CITY FUNDS*	<u>3,668,436</u>
	<u>\$ 19,160,253</u>

* CalEPA, Sports Commission, North Natomas Housing Trust, etc.

City of Sacramento
Asset Listing
Pool D
SHRA Local Money
As of December 31, 2008

Cusip	Security Symbol	Security Name / Issuer	Int Rate	Maturity Date	Quantity	Unadjusted Cost	Market Value	Accrued Interest	Yield	Dur	S & P	Moody
CASH AND EQUIVALENTS												
LAIFD	laifd	Local Agency Investment Fund, Pool D	2.35			40,000,000	40,000,000		2.35	0.00		
MISCINTREC	miscintrec	Misc Interest Receivable	4.00			227,220	227,220		4.00	0.00		
NATTSY	nattsy	Nations Treasury Fund	0.01			277,987	277,987		0.01	0.00		
					0.00	40,505,207	40,505,207	0	2.35	0.00		
CERTIFICATES OF DEPOSIT												
90333UUX8	90333uux8	US Bank CD	5.58	06-18-09	3,800,000	3,800,000	3,868,785	328,073	5.48	0.47	A1	P1
					3,800,000	3,800,000	3,868,785	328,073	5.48	0.47		
COMMERCIAL PAPER												
4042F0N23	4042f0n23	HSBC Finance	0.05	01-02-09	3,000,000	2,999,983	2,999,881	0	0.05	0.01	A1	P1
					3,000,000	2,999,983	2,999,881	0	0.05	0.01		
GOVT AGENCY DISCOUNT PAPER												
313385AH9	313385ah9	Federal Home Loan Bank	0.04	01-08-09	2,500,000	2,499,936	2,500,000	0	0.04	0.02	AAA	AAA
313385AR7	313385ar7	Federal Home Loan Bank	0.07	01-16-09	3,000,000	2,999,819	3,000,000	0	0.07	0.04	AAA	AAA
313385BV7	313385bv7	Federal Home Loan Bank	2.75	02-13-09	2,100,000	2,071,446	2,100,000	0	2.75	0.12	AAA	AAA
313385CV6	313385cv6	Federal Home Loan Bank	2.82	03-09-09	4,000,000	3,941,407	3,999,600	0	2.82	0.19	AAA	AAA
313385CZ7	313385cz7	Federal Home Loan Bank	2.42	03-13-09	5,000,000	4,940,172	4,999,500	0	2.42	0.20	AAA	AAA
313385DG8	313385dg8	Federal Home Loan Bank	0.17	03-20-09	7,000,000	6,997,006	6,999,300	0	0.18	0.22	AAA	AAA
313385EG7	313385eg7	Federal Home Loan Bank	2.54	04-13-09	9,000,000	8,868,555	8,996,400	0	2.54	0.29	AAA	AAA
313385HP4	313385hp4	Federal Home Loan Bank	0.44	07-01-09	7,000,000	6,983,659	6,986,000	0	0.44	0.50	AAA	AAA
313385HQ2	313385hq2	Federal Home Loan Bank	3.03	07-02-09	2,100,000	2,051,747	2,095,800	0	3.04	0.51	AAA	AAA
					41,700,000	41,353,747	41,676,600	0	1.51	0.26		
U.S. GOVERNMENT BONDS												
912828HX1	912828hx1	U.S. Treasury Note	2.12	04-30-10	8,000,000	7,946,118	8,191,250	29,116	2.08	1.31	AAA	AAA
					8,000,000	7,946,118	8,191,250	29,116	2.08	1.31		
FEDERAL HOME LOAN BANK												
3133XQJD5	3133xqjd5	Federal Home Loan Bank	2.20	04-01-09	14,750,000	14,721,792	14,819,141	81,125	2.19	0.25	AAA	AAA
3133X4ZC8	3133x4zc8	Federal Home Loan Bank	3.00	04-15-09	5,000,000	5,008,900	5,039,062	31,667	2.98	0.29	AAA	AAA
3133XQPS5	3133xqps5	Federal Home Loan Bank	2.30	04-15-09	3,000,000	2,995,530	3,016,875	49,067	2.29	0.29	AAA	AAA
3133XGEQ3	3133xgeq3	Federal Home Loan Bank	5.25	08-05-09	2,500,000	2,508,975	2,570,312	53,229	5.11	0.58	AAA	AAA
3133XQU26	3133xqu26	Federal Home Loan Bank	2.75	06-18-10	5,000,000	4,995,300	5,134,375	4,965	2.68	1.44	AAA	AAA
3133XPRV8	3133xprv8	Federal Home Loan Bank	3.26	02-25-11	3,000,000	2,989,500	3,011,250	34,230	3.25	2.04	AAA	AAA
3133XPDC5	3133xpdc5	Federal Home Loan Bank	4.50	02-01-13	5,000,000	5,000,000	5,010,937	93,750	4.49	3.63	AAA	AAA
3133XQYE6	3133xqye6	Federal Home Loan Bank	4.30	04-29-13	5,000,000	5,000,000	5,048,437	37,028	4.26	3.89	AAA	AAA
					43,250,000	43,219,997	43,650,391	385,061	3.09	1.35		
FEDERAL NATIONAL MORTGAGE ASSN. (FNMA)												
31398AKS0	31398aks0	Fannie Mae	4.50	01-07-11	5,000,000	5,052,500	5,003,125	108,750	4.50	0.02	AAA	AAA

Total portfolio includes investments from Pools M, N, O, R, S, T, U & V

City of Sacramento
Asset Listing
Pool D
SHRA Local Money
As of December 31, 2008

Cusip	Security Symbol	Security Name / Issuer	Int Rate	Maturity Date	Quantity	Unadjusted Cost	Market Value	Accrued Interest	Yield	Dur	S & P	Moody
3136F9PM9	3136f9pm9	Fannie Mae	4.00	11-15-12	3,000,000	3,000,000	3,029,062	15,333	3.96	3.55	AAA	AAA
					8,000,000	8,052,500	8,032,187	124,083	4.30	1.35		
FEDERAL HOME LOAN MORTGAGE CORP. (FHLMC)												
3128X6H90	3128x6h90	Freddie Mac	4.25	02-12-13	3,000,000	3,000,000	3,009,600	49,229	4.24	3.68	AAA	AAA
3128X7JU9	3128x7ju9	Freddie Mac	4.00	04-16-13	2,500,000	2,484,925	2,502,650	20,833	4.00	0.04	AAA	AAA
					5,500,000	5,484,925	5,512,250	70,062	4.13	2.03		
FEDERAL FARM CREDIT BANK - FRMMT												
31331YF88	31331yf88	Federal Farm Credit Bank	4.12	04-22-13	5,000,000	4,952,150	5,001,562	39,531	4.12	3.88	AAA	AAA
					5,000,000	4,952,150	5,001,562	39,531	4.12	3.88		
MUNICIPAL BONDS												
13063A3P7	13063a3p7	California State Rev Antic Nts - Ser	5.50	06-22-09	3,000,000	3,024,180	3,022,380	31,167	5.46	0.47	SP-2	MIG1
					3,000,000	3,024,180	3,022,380	31,167	5.46	0.47		
CORPORATE BONDS												
635405AL7	635405al7	National City Corp	5.75	02-01-09	3,000,000	3,029,730	2,985,030	71,875	5.78	0.09	BBB+	A2
36962GD27	36962gd27	General Electric Capital Corp	3.25	06-15-09	3,000,000	3,004,920	2,992,350	4,333	3.26	0.45	AAA	AAA
89233PV60	89233pv60	Toyota Motor Credit Corp	2.85	04-28-10	4,000,000	3,980,000	3,949,480	19,950	2.89	1.28	AAAe	Aaa
172967DA6	172967da6	Citigroup Inc	4.62	08-03-10	2,000,000	1,871,620	1,967,020	38,028	4.70	1.48	A	A2
64952WAE3	64952wae3	New York Life Global	4.62	08-16-10	2,350,000	2,390,420	2,330,354	40,758	4.66	1.52	AAA	Aaa
38141GAZ7	38141gaz7	Goldman Sachs Group Inc	6.87	01-15-11	2,000,000	2,087,680	2,014,600	63,403	6.83	1.82	A	A1
89233PW36	89233pw36	Toyota Motor Credit Corp	3.84	04-29-11	3,000,000	3,000,000	2,843,670	19,840	4.05	2.17	AAA	AAA
40429CAA0	40429caa0	Hsbc Finance Corp	6.75	05-15-11	2,500,000	2,567,760	2,489,175	21,562	6.78	2.14	AA-	AA3
822582AA0	822582aa0	Shell International Fin Bv	5.62	06-27-11	5,000,000	5,193,867	5,312,400	3,125	5.29	2.33	AA+	AA1
36962GZ56	36962gz56	General Electric Capital Corp	5.50	11-15-11	3,000,000	3,000,000	2,979,210	21,083	5.54	2.61	AAA	AAA
36962GYY4	36962gyy4	General Electric Capital Corp	6.00	06-15-12	1,985,000	1,920,547	2,036,709	5,293	5.85	3.09	AAA	AAA
40429CFZ0	40429cfz0	HSBC Finance Corp	5.90	06-19-12	1,250,000	1,270,662	1,248,575	2,458	5.91	3.09	AA-	AA3
59018YJ36	59018yj36	Merrill Lynch & Co	6.05	08-15-12	2,000,000	1,900,440	1,973,160	45,711	6.13	3.13	A	A2
949746NW7	949746nw7	Wells Fargo & Co New	5.25	10-23-12	2,000,000	1,995,420	2,037,080	19,833	5.15	3.40	AA	AA1
665859AH7	665859ah7	Northern Trust Company	5.20	11-09-12	2,000,000	1,996,180	2,025,800	15,022	5.13	3.44	AA-	A1
911312AG1	911312ag1	United Parcel Service Inc	4.50	01-15-13	3,000,000	2,987,250	3,094,620	62,250	4.36	3.61	AA-	AA2
369604AY9	369604ay9	General Electric Co	5.00	02-01-13	2,762,000	2,763,381	2,793,183	57,542	4.94	3.59	AAA	Aaa
02666QB69	02666qb69	American Honda Finance	4.62	04-02-13	3,000,000	2,916,062	2,793,900	34,302	4.97	3.73	A+	AA3
64953BAP3	64953bap3	New York Life Global	4.65	05-09-13	2,000,000	1,964,060	1,932,620	13,433	4.81	3.86	AAA	AAA
084664BD2	084664bd2	Berkshire Hathaway Fin Corp	4.60	05-15-13	5,000,000	5,037,350	4,999,900	29,389	4.60	3.90	AAA	AAA
377372AC1	377372ac1	Glaxosmithkline Cap Inc	4.85	05-15-13	2,000,000	2,010,000	2,006,120	12,394	4.84	3.88	A+	A1
0258M0CY3	0258m0cy3	American Express Credit Corp	7.30	08-20-13	2,000,000	1,996,700	2,047,187	53,128	7.13	3.80	A	A1
					58,847,000	58,884,050	58,852,144	654,714	5.02	2.60		

City of Sacramento
Asset Listing
Pool D
SHRA Local Money
As of December 31, 2008

Cusip	Security Symbol	Security Name / Issuer	Int Rate	Maturity Date	Quantity	Unadjusted Cost	Market Value	Accrued Interest	Yield	Dur	S & P	Moody
TREASURY BILLS												
912795M65	912795m65	U. S. Treasury Bill	0.19	06-25-09	7,000,000	6,993,313	6,983,760	0	0.19	0.49	AAA	AAA
					7,000,000	6,993,313	6,983,760	0	0.19	0.49		
VARIABLE RATE SECURITIES												
026874BA4	026874ba4	American International Group	1.09	06-16-09	5,000,000	4,957,562	4,717,000	2,422	1.16	0.43	AA	Aa2
38141EKQ1	38141ekq1	Goldman Sachs Group Inc	1.59	06-23-09	2,000,000	1,985,299	1,949,780	794	1.63	0.46	A	A1
25152XGU8	25152xgu8	Deutsche Bank NY	2.32	08-21-09	3,000,000	2,998,474	3,000,000	7,935	2.32	0.63	A+	AA1
25153DBD4	25153dbd4	Deutsche Bank NY	1.73	10-21-09	5,000,000	5,000,000	5,000,000	2,169	1.73	0.79		
89233PW44	89233pw44	Toyota Motor Credit Corp	2.97	05-07-10	3,000,000	3,000,000	2,961,562	13,630	3.01	1.30	AAA	AAA
0258M0CV9	0258m0cv9	American Express Credit Co	1.87	05-27-10	5,000,000	5,000,000	4,618,600	780	2.03	1.33	A	A1
					23,000,000	22,941,335	22,246,942	27,729	1.91	0.84		
TOTAL PORTFOLIO					210,097,000	250,157,506	250,543,339	1,689,537	3.05	1.20		

City of Sacramento
Asset Listing
Pool J
SHRA 1999 TAB
As of December 31, 2008

<u>Cusip</u>	<u>Security Symbol</u>	<u>Security Name / Issuer</u>	<u>Int Rate</u>	<u>Maturity Date</u>	<u>Quantity</u>	<u>Unadjusted Cost</u>	<u>Market Value</u>	<u>Accrued Interest</u>	<u>Yield</u>	<u>Dur</u>	<u>S & P</u>	<u>Moody</u>
CASH AND EQUIVALENTS												
POOLA	PoolA	Pool A Cash	3.40			3,930,171	3,930,171		3.40	0.00		
INTRECEIV	intreceiv	Pool A Interest Receivable	3.40			79,056	79,056		3.40	0.00		
					0.00	4,009,228	4,009,228	0	3.40	0.00		
TOTAL PORTFOLIO					0.00	4,009,228	4,009,228	0	3.40	0.00		

City of Sacramento
Asset Listing
Pool L
SHRA 2002 Revenue Bonds
As of December 31, 2008

Cusip	Security Symbol	Security Name / Issuer	Int Rate	Maturity Date	Quantity	Unadjusted Cost	Market Value	Accrued Interest	Yield	Dur	S & P	Moody
CASH AND EQUIVALENTS												
POOLA	PoolA	Pool A Cash	3.40			16,078,219	16,078,219		3.40	0.00		
INTRECEIV	intreceiv	Pool A Interest Receivable	3.40			308,930	308,930		3.40	0.00		
					0.00	16,387,149	16,387,149	0	3.40	0.00		
TOTAL PORTFOLIO					0.00	16,387,149	16,387,149	0	3.40	0.00		

City of Sacramento
Asset Listing
Pool M
SHRA 2003 TAB, Series A
As of December 31, 2008

Cusip	Security Symbol	Security Name / Issuer	Int Rate	Maturity Date	Quantity	Unadjusted Cost	Market Value	Accrued Interest	Yield	Dur	S & P	Moody
CASH AND EQUIVALENTS												
POOLD	PoolD	Pool D Cash	3.51			1,480,233	1,480,233		3.51	0.00		
					0.00	1,480,233	1,480,233	0	3.51	0.00		
TOTAL PORTFOLIO					0.00	1,480,233	1,480,233	0	3.51	0.00		

City of Sacramento
Asset Listing
Pool N
SHRA 2003 TAB, Series C
As of December 31, 2008

<u>Cusip</u>	<u>Security Symbol</u>	<u>Security Name / Issuer</u>	<u>Int Rate</u>	<u>Maturity Date</u>	<u>Quantity</u>	<u>Unadjusted Cost</u>	<u>Market Value</u>	<u>Accrued Interest</u>	<u>Yield</u>	<u>Dur</u>	<u>S & P</u>	<u>Moody</u>
CASH AND EQUIVALENTS												
POOLD	PoolD	Pool D Cash	3.51			5,889,983	5,889,983		3.51	0.00		
					0.00	5,889,983	5,889,983	0	3.51	0.00		
TOTAL PORTFOLIO					0.00	5,889,983	5,889,983	0	3.51	0.00		

City of Sacramento
Asset Listing
Pool Q
SHRA 2005 Taxable Bond Proceeds
As of December 31, 2008

<u>Cusip</u>	<u>Security Symbol</u>	<u>Security Name / Issuer</u>	<u>Int Rate</u>	<u>Maturity Date</u>	<u>Quantity</u>	<u>Unadjusted Cost</u>	<u>Market Value</u>	<u>Accrued Interest</u>	<u>Yield</u>	<u>Dur</u>	<u>S & P</u>	<u>Moody</u>
CASH AND EQUIVALENTS												
POOLD	PoolD	Pool D Cash	3.51			17,800,618	17,800,618		3.51	0.00		
					0.00	17,800,618	17,800,618	0	3.51	0.00		
TOTAL PORTFOLIO					0.00	17,800,618	17,800,618	0	3.51	0.00		

City of Sacramento
Asset Listing
Pool R
SHRA 2005 Tax-Exempt Bond Proceeds
As of December 31, 2008

<u>Cusip</u>	<u>Security Symbol</u>	<u>Security Name / Issuer</u>	<u>Int Rate</u>	<u>Maturity Date</u>	<u>Quantity</u>	<u>Unadjusted Cost</u>	<u>Market Value</u>	<u>Accrued Interest</u>	<u>Yield</u>	<u>Dur</u>	<u>S & P</u>	<u>Moody</u>
CASH AND EQUIVALENTS												
POOLD	PoolD	Pool D Cash	3.51			28,939,074	28,939,074		3.51	0.00		
					0.00	28,939,074	28,939,074	0	3.51	0.00		
TOTAL PORTFOLIO					0.00	28,939,074	28,939,074	0	3.51	0.00		

City of Sacramento
Asset Listing
Pool S
SHRA 2006 TABs, Series A (Tax-Exempt)
As of December 31, 2008

<u>Cusip</u>	<u>Security Symbol</u>	<u>Security Name / Issuer</u>	<u>Int Rate</u>	<u>Maturity Date</u>	<u>Quantity</u>	<u>Unadjusted Cost</u>	<u>Market Value</u>	<u>Accrued Interest</u>	<u>Yield</u>	<u>Dur</u>	<u>S & P</u>	<u>Moody</u>
CASH AND EQUIVALENTS												
POOLD	PoolD	Pool D Cash	3.51			4,918,044	4,918,044		3.51	0.00		
					0.00	4,918,044	4,918,044	0	3.51	0.00		
TOTAL PORTFOLIO					0.00	4,918,044	4,918,044	0	3.51	0.00		

City of Sacramento
Asset Listing
Pool T
SHRA 2006 TABs, Series B (Taxable)
As of December 31, 2008

Cusip	Security Symbol	Security Name / Issuer	Int Rate	Maturity Date	Quantity	Unadjusted Cost	Market Value	Accrued Interest	Yield	Dur	S & P	Moody
CASH AND EQUIVALENTS												
POOLD	PoolD	Pool D Cash	3.51			2,178,770	2,178,770		3.51	0.00		
					0.00	2,178,770	2,178,770	0	3.51	0.00		
TOTAL PORTFOLIO					0.00	2,178,770	2,178,770	0	3.51	0.00		

City of Sacramento
Asset Listing
Pool U
SHRA 2006 Revenue Bonds - Taxable
As of December 31, 2008

<u>Cusip</u>	<u>Security Symbol</u>	<u>Security Name / Issuer</u>	<u>Int Rate</u>	<u>Maturity Date</u>	<u>Quantity</u>	<u>Unadjusted Cost</u>	<u>Market Value</u>	<u>Accrued Interest</u>	<u>Yield</u>	<u>Dur</u>	<u>S & P</u>	<u>Moody</u>
CASH AND EQUIVALENTS												
POOLD	PoolD	Pool D Cash	3.51			7,229,584	7,229,584		3.51	0.00		
					0.00	7,229,584	7,229,584	0	3.51	0.00		
TOTAL PORTFOLIO					0.00	7,229,584	7,229,584	0	3.51	0.00		

City of Sacramento
Asset Listing
Pool V
SHRA 2006 Revenue Bonds - Tax Exempt
As of December 31, 2008

<u>Cusip</u>	<u>Security Symbol</u>	<u>Security Name / Issuer</u>	<u>Int Rate</u>	<u>Maturity Date</u>	<u>Quantity</u>	<u>Unadjusted Cost</u>	<u>Market Value</u>	<u>Accrued Interest</u>	<u>Yield</u>	<u>Dur</u>	<u>S & P</u>	<u>Moody</u>
CASH AND EQUIVALENTS												
POOLD	PoolD	Pool D Cash	3.51			6,232,209	6,232,209		3.51	0.00		
					0.00	6,232,209	6,232,209	0	3.51	0.00		
TOTAL PORTFOLIO					0.00	6,232,209	6,232,209	0	3.51	0.00		

SHRA FUNDS WITH THIRD PARTY TRUSTEE
SB564 ASSET LISTING
As of December 31, 2008

Account Number	Security Name/Issuer	Maturity Date	Quantity	Book Value	Market Value	Average Weighted Yield	Moody's	S&P
1993 TABs, Series A & B								
94803690	First American Treas. Money Mkt.	n/a	1,888.76	1,888.76	1,888.76	0.02	Aaa*	AAAm*
94803692	First American Treas. Money Mkt.	n/a	0.01	0.01	0.01	0	Aaa*	AAAm*
94803693	First American Treas. Money Mkt.	n/a	349.48	349.48	349.48	0.02	Aaa*	AAAm*
	<i>Avg. Weighted Days to Maturity:</i>							
Sub-Total:			<u>2,238.25</u>	<u>2,238.25</u>	<u>2,238.25</u>	<u>0.02</u>		
1998 TABs, Series A, B & C								
95450520	First American Treas. Money Mkt.	n/a	6,396.57	6,396.57	6,396.57	0.02	Aaa*	AAAm*
95450540	First American Treas. Money Mkt.	n/a	2,294.14	2,294.14	2,294.14	0.02	Aaa*	AAAm*
95450543	First American Treas. Money Mkt.	n/a	2,009.17	2,009.17	2,009.17	0.02	Aaa*	AAAm*
	<i>Avg. Weighted Days to Maturity:</i>							
Sub-Total:			<u>10,699.88</u>	<u>10,699.88</u>	<u>10,699.88</u>	<u>0.02</u>		
2000 TABs, Series A & B								
95457360	First American Treas. Money Mkt.	n/a	395.74	395.74	395.74	0.02	Aaa*	AAAm*
	<i>Avg. Weighted Days to Maturity:</i>							
Sub-Total:			<u>395.74</u>	<u>395.74</u>	<u>395.74</u>	<u>0.02</u>		
2005 TABs, Series A & B								
791767000	First American Treas.	n/a	0.40	0.40	0.40	0	Aaa*	AAAm*
791767006	Financial Guaranty Insurance	n/a	11,842,349.26	1.00	1.00	n/a	B1*	BB*
791767007	Financial Guaranty Insurance	n/a	2,935,550.00	1.00	1.00	n/a	B1*	BB*
	<i>Avg. Weighted Days to Maturity:</i>							
Sub-Total:			<u>14,777,899.66</u>	<u>2.40</u>	<u>2.40</u>	<u>0.00</u>		
2006 TABs, Series A & B								
792959000	First American Treas.	n/a	0.17	0.17	0.17	0	Aaa*	AAAm*
792959005	Financial Guaranty Insurance	n/a	793,276.84	1.00	1.00	n/a	B1*	BB*
	Financial Guaranty Insurance	n/a	973,777.52	1.00	1.00	n/a	B1*	BB*
792959008	First American Treas. Money Mkt.	n/a	37,175.21	37,175.21	37,175.21	0.02	Aaa*	AAAm*
	<i>Avg. Weighted Days to Maturity:</i>							
Sub-Total:			<u>1,804,229.74</u>	<u>37,177.38</u>	<u>37,177.38</u>	<u>0.00</u>		
	<i>Avg. Weighted Days to Maturity:</i>							
SHRA TOTAL			<u>16,595,463.27</u>	<u>50,513.65</u>	<u>50,513.65</u>	<u>0.00</u>		

Source: S:\Finance & Banking\Finance Files\TRUSTEE\Current FY Qtrly Inv. Report

† - Switched from BNY Hamilton due to merger
 * - Issuer Long Term Credit Rating
 ** - Credit Rating on Actual Security

City of Sacramento
Asset Listing
Fixed Bonds
SCERS
As of December 31, 2008

Cusip	Security Symbol	Security Name / Issuer	Int Rate	Maturity Date	Quantity	Unadjusted Cost	Market Value	Accrued Interest	Yield	Dur	S & P	Moody
CASH AND EQUIVALENTS												
MISCINTREC	miscintrec	Misc Interest Receivable	4.00			3,920	3,920		4.00	0.00		
POOLA	PoolA	Pool A Cash	3.40			15,414,015	15,414,015		3.40	0.00		
INTRECEIV	intreceiv	Pool A Interest Receivable	3.40			400,755	400,755		3.40	0.00		
					0.00	15,818,690	15,818,690	0	3.40	0.00		
FEDERAL HOME LOAN BANK												
3133XBDM4	3133xbdm4	Federal Home Loan Bank	4.75	02-13-15	5,000,000	5,073,300	5,593,750	89,722	4.25	5.28	AAA	AAA
3133XDTL5	3133xdtl5	Federal Home Loan Bank	5.00	12-21-15	2,000,000	1,984,020	2,240,000	2,778	4.46	5.94	AAA	AAA
					7,000,000	7,057,320	7,833,750	92,500	4.31	5.47		
FEDERAL NATIONAL MORTGAGE ASSN. (FNMA)												
3136F9SJ3	3136f9sj3	Fannie Mae	6.00	06-26-23	10,000,000	9,990,000	9,853,125	8,333	6.09	9.54	AAA	AAA
					10,000,000	9,990,000	9,853,125	8,333	6.09	9.54		
MUNICIPAL BONDS												
79765AX43	79765ax43	San Francisco City & County Int'l Ai	6.75	05-01-11	2,500,000	2,530,925	2,572,950	22,500	6.56	2.13	A	A1
79765AX50	79765ax50	San Francisco City & County Int'l Ai	6.50	05-01-12	2,500,000	2,503,725	2,566,275	21,667	6.33	2.95	A	A1
786090BP4	786090bp4	Sacramento City Calif Fing Tax Alloc	5.19	12-01-16	710,000	704,178	722,318	3,071	5.10	6.42	AA	BAA3
785849RN2	785849rn2	Sacramento Calif City Fing Auth Rev	5.70	12-01-25	1,855,000	1,855,000	1,361,570	8,811	7.77	9.53	AA	BAA3
672323CW0	672323cw0	Oakland California Revenue Bond	8.50	01-01-29	5,700,000	6,055,908	6,037,383	201,875	8.03	0.94	A	BAA1
					13,265,000	13,649,736	13,260,496	257,924	7.23	2.74		
CORPORATE BONDS												
0258M0CW7	0258m0cw7	American Express Credit Corp	5.87	05-02-13	9,000,000	8,653,950	8,639,730	86,656	6.12	3.72	A	A1
55259PAE6	55259pae6	M&i Marshall & Ilsley Bk Mtnbe	4.85	06-16-15	5,000,000	5,050,000	3,859,050	10,104	6.28	5.22	A-	A1
345402WJ6	345402wj6	Ford Motor Credit - MTN	7.35	09-15-15	5,000,000	4,979,950	1,353,950	108,208	27.14	3.09	CCC+	CAA1
06050XVZ3	06050xvz3	Bank Amer Corp Sub Intnts Be	5.35	11-15-15	2,000,000	2,000,000	1,855,460	4,756	5.77	5.51	A	AA3
14911QN31	14911qn31	Caterpillar Finl Corp Pwrntsbe	5.65	11-15-15	2,000,000	2,000,000	1,897,260	14,439	5.96	5.53	A	A2
52517PF63	52517pf63	Lehman Bros Hldgs Inc Mtn Be 5.5% De	0.00	04-04-16	2,500,000	2,440,175	237,500	0	0.00	6.17	D	WR
06050TKW1	06050tkw1	Bank of America NA	6.10	06-15-17	4,762,000	4,557,282	4,695,427	12,910	6.19	6.50	A+	AA1
38141GFM1	38141gfm1	Goldman Sachs Group Inc	6.15	04-01-18	6,000,000	5,768,760	5,765,760	92,250	6.40	6.81	A	A1
36962G3U6	36962g3u6	General Electric Capital Corp	5.62	05-01-18	15,000,000	14,464,100	15,108,750	140,625	5.58	7.14	AAA	AAA
41283DAB9	41283dab9	Harley Davidson Fdg Corp	6.80	06-15-18	5,000,000	4,928,850	2,698,150	15,111	12.60	5.64	A	A1
59156RAR9	59156rar9	Metlife Inc	6.82	08-15-18	5,000,000	5,017,500	4,762,000	128,766	7.16	6.71	A	A2
36962GXZ2	36962gxz2	General Electric Capital Corp	6.75	03-15-32	5,000,000	5,118,900	5,316,150	99,375	6.35	11.78	AAA	AAA
740816AB9	740816ab9	President&fellow Harvard Coll	6.30	10-01-37	2,000,000	2,054,000	2,159,500	31,500	5.83	13.57	AAA	AAA
					68,262,000	67,033,467	58,348,687	744,700	6.87	6.77		
REAL ESTATE MORTGAGES												
99-10029	99-10029	Alhambra Medical Building	7.00	05-01-09	11,259,188	11,259,188	11,259,188	65,679	7.00	0.00		
S86317845	s86317845	2484 Natomas Park Dr.	7.50	07-01-12	2,130,088	2,130,088	2,130,088	13,313	7.50	0.00		
S86803960	s86803960	2660 W. Covell Blvd/West Davis Assoc	7.25	08-01-12	3,289,386	3,289,386	3,289,386	19,873	7.25	0.00		

City of Sacramento
Asset Listing
Fixed Bonds
SCERS
As of December 31, 2008

Cusip	Security Symbol	Security Name / Issuer	Int Rate	Maturity Date	Quantity	Unadjusted Cost	Market Value	Accrued Interest	Yield	Dur	S & P	Moody
2003-0043	2003-0043	Walgreens Drugs/Adahi, Inc	6.50	05-01-24	3,030,163	3,030,163	3,030,163	16,413	6.50	0.00		
					19,708,826	19,708,826	19,708,826	115,278	7.02	0.00		
MORTGAGE BACKED SECURITIES												
362151A36	362151a36	GNMA POOL #150426	9.00	05-15-16	5,562.620	6,108	5,944	42	8.42	1.84		
362158ZJ9	362158zj9	GNMA POOL #157445	9.00	06-15-16	25,072.390	25,403	26,803	188	8.42	2.11		
36216KTX7	36216ktx7	GNMA POOL #167166	9.50	08-15-16	3,082.410	3,177	3,345	24	8.75	2.12		
362171CL2	362171cl2	GNMA POOL #208975	9.50	03-15-17	13,992.180	14,069	15,175	111	8.76	2.23		
362173YS9	362173ys9	GNMA POOL #211421	9.50	04-15-17	21,610.880	21,730	23,439	171	8.76	2.23		
36223WXZ2	36223wxz2	GNMA POOL #320296	8.00	03-15-22	47,045.800	46,193	50,030	314	7.52	2.61		
36224JLS9	36224jls9	GNMA POOL #329837	7.50	11-15-22	96,789.350	95,307	102,571	605	7.08	2.62		
36208F6B1	36208f6b1	GNMA POOL #450066	7.50	12-15-26	9,056.174	8,997	9,601	57	7.07	2.78		
36207RGY5	36207rgy5	GNMA POOL #439515	7.00	03-15-27	40,431.016	39,648	42,841	236	6.61	2.83		
36292GHZ1	36292ghz1	GNMA POOL #648348	5.50	10-15-35	3,570,641.230	3,558,367	3,686,937	16,365	5.33	3.49	AA	AA
36213CYP9	36213cyp9	GNMA POOL #550718	5.00	11-15-35	3,933,049.870	3,827,349	4,044,670	16,388	4.86	4.84	AAA	AAA
31371MXW2	31371mxw2	GNMA POOL #256393	6.00	09-01-36	3,349,838.950	3,338,847	3,452,579	16,749	5.82	2.30	AAA	AAA
31413QMB1	31413qmb1	GNMA POOL #952254	6.00	11-01-37	9,150,645.200	9,217,845	9,287,081	45,753	5.91	1.94		
					20,266,818.070	20,203,041	20,751,014	97,003	5.61	2.85		
OTHER GOVERNMENT AGENCY BONDS												
911759BR8	911759br8	Housing Urban Development	7.66	08-01-15	770,000	770,000	772,166	24,576	7.64	4.95		
					770,000	770,000	772,166	24,576	7.64	4.95		
VARIABLE RATE SECURITIES												
3136F9RQ8	3136f9rq8	Fannie Mae	6.19	06-10-20	15,000,000	14,934,150	15,018,450	54,162	6.18	8.54	AAA	AAA
					15,000,000	14,934,150	15,018,450	54,162	6.18	8.54		
TOTAL PORTFOLIO					154,272,644	169,165,229	161,365,205	1,394,477	6.18	4.71		

City of Sacramento
Asset Listing
Equity Income
SCERS
As of December 31, 2008

Cusip	Security Symbol	Security Name / Issuer	Int Rate	Maturity Date	Quantity	Unadjusted Cost	Market Value	Accrued Interest	Yield	Dur	S & P	Moody
CASH AND EQUIVALENTS												
	divacc	Dividend Accrual	4.00			79,342	79,342		4.00	0.00		
	miscintrec	Misc Interest Receivable	4.00			14,024	14,024		4.00	0.00		
	natcash	Nations Cash Fund	1.21			0	0		1.21	0.00		
	POOLA	Pool A Cash	3.40			923	923		3.40	0.00		
	INTRECEIV	Pool A Interest Receivable	3.40			6,063	6,063		3.40	0.00		
					0.00	100,352	100,352	0	3.96	0.00		
COMMON STOCK												
02209S103	mo	Altria Group Inc			62,000	1,343,017	933,720		8.50	0.00	A	
Y2066G104	dsx	Diana Shipping Inc Com			45,000	1,317,560	574,200		25.94	0.00		
25746U109	d	Dominion Res Va New Com			46,000	2,018,169	1,648,640		4.88	0.00	B+	
26441C105	duk	Duke Energy Corp			106,000	1,990,343	1,591,060		6.13	0.00	B	
29274D604	erf	Enerplus Res Fd Unit Tr G New			25,000	998,475	489,500		12.71	0.00		
V3267N107	exm	Excel Maritime Carrier Com			42,000	1,489,543	295,680		19.89	0.00		
30161N101	exc	Exelon Corp			25,000	2,035,760	1,390,250		3.78	0.00	B+	
35906A108	ftr	Frontier Communication Com			110,000	1,511,845	961,400		11.44	0.00	B-	
G3682E127	fro	Frontline Ltd.			48,000	2,392,635	1,421,280		27.86	0.00	B	
494550106	kmp	Kinder Morgan Energy Partners Ltd			60,000	3,071,655	2,745,000		8.92	0.00		
707885109	pwe	Penn West Energy Tr Tr Unit			36,000	989,146	400,320		30.03	0.00		
717081103	pfe	Pfizer Inc			80,000	2,054,126	1,416,800		7.23	0.00	B+	
718172109	pm	Philip Morris Intl Inc Com			31,000	1,558,719	1,348,810		0.51	0.00		
723484101	pnw	Pinnacle West Cap Corp			69,000	2,841,613	2,216,970		6.54	0.00	B+	
74386K104	pvx	Provident Energy Tr Tr Unit			100,000	1,045,580	436,000		19.70	0.00		
761713106	rai	Reynolds American Inc Com			24,000	1,457,186	967,440		8.43	0.00	B+	
G9108L108	tnp	Tsakos Energy Navigatn Shs			42,000	1,520,233	769,440		9.83	0.00		
949746101	wfc	Wells Fargo & Company			12,500	337,500	368,500		4.61	0.00	A	
					963,500	29,973,106	19,975,010	0	9.84	0.00		
PREFERRED STOCK												
06739H362	bacr.p	Barclays Bank Plc Adr Pfd Sr 5			45,000	1,097,667	675,900		13.52	0.00	A	Aa3
46625H621	jpm.p	JPMorgan Chase & Co			60,000	1,500,000	1,510,800		8.56	0.00	A	A1
94985V202	wfc.p	Wells Fargo Capital XII			60,000	1,481,789	1,500,600		7.87	0.00	AA-	Aa2
					165,000	4,079,456	3,687,300	0	9.19	0.00		
TOTAL PORTFOLIO					1,128,500	34,152,914	23,762,662	0	9.71	0.00		

City of Sacramento
Asset Listing
Large Cap Growth
SCERS
As of December 31, 2008

Cusip	Security Symbol	Security Name / Issuer	Int Rate	Maturity Date	Quantity	Unadjusted Cost	Market Value	Accrued Interest	Yield	Dur	S & P	Moody
CASH AND EQUIVALENTS												
DIVACC	divacc	Dividend Accrual	4.00			39,375	39,375		4.00	0.00		
MISCINTREC	miscintrec	Misc Interest Receivable	4.00			8,424	8,424		4.00	0.00		
POOLA	PoolA	Pool A Cash	3.40			2,321,037	2,321,037		3.40	0.00		
INTRECEIV	intreceiv	Pool A Interest Receivable	3.40			41,002	41,002		3.40	0.00		
					0.00	2,409,838	2,409,838	0	3.41	0.00		
COMMON STOCK												
037833100	aapl	Apple Inc.			15,000	2,574,526	1,280,250		0.00	0.00	B	
00206R102	t	At&t Inc			45,000	1,493,877	1,282,500		5.75	0.00	B+	
057224107	bhi	Baker Hughes Inc			20,000	1,608,888	641,400		1.43	0.00	B	
G16962105	bg	Bunge Limited Com			21,000	2,437,827	1,087,170		1.43	0.00		
150870103	ce	Celanese Corp Del Com Ser A			30,000	1,465,413	372,900		1.29	0.00		
151020104	celg	Celgene Corporation			28,000	1,654,581	1,547,840		0.00	0.00	B-	
125269100	cf	Cf Industries Holdings Inc.			10,000	1,425,388	491,600		0.00	0.00	A	
194162103	cl	Colgate Palmolive Co Com			25,000	1,693,015	1,713,500		2.33	0.00	A+	
244199105	de	Deere & Co Com			30,000	2,535,784	1,149,600		2.92	0.00	A-	
Y2109Q101	drysh	Dryships Inc Shs			45,000	3,570,151	479,700		7.50	0.00		
263534109	dd	Du Pont E I De Nemours Com			25,000	1,244,660	632,500		5.85	0.00	B	
35039W100	fcl	Foundation Coal Hldgs Com			20,000	1,404,500	280,400		1.43	0.00		
35671D857	fcx	Freeport-McMoran Cop & G Cl B			24,000	2,333,178	586,560		0.00	0.00	B+	
369604103	ge	General Electric Co			40,000	1,489,706	648,000		7.65	0.00	A+	
372917104	genz	Genzyme Corp			25,000	1,942,168	1,659,250		0.00	0.00	B-	
375558103	gild	Gilead Sciences Inc			40,000	2,135,044	2,045,600		0.00	0.00	B-	
38259P508	goog	Google Inc Cl A			4,500	2,707,835	1,384,425		0.00	0.00		
443683107	hcbk	Hudson City Bancorp Com			100,000	1,873,665	1,596,000		3.26	0.00	A	
458140100	intc	Intel Corp			60,000	1,578,579	879,600		3.82	0.00	B+	
46120E602	isrg	Intuitive Surgical Inc Com New			5,000	1,422,916	634,950		0.00	0.00		
576206106	mee	Massey Energy Corp Com			20,000	1,526,118	275,800		1.74	0.00		
57636Q104	ma	Mastercard Inc Cl A			6,000	1,789,981	857,580		0.42	0.00		
580135101	mcd	Mcdonald's Corp			25,000	1,319,601	1,554,750		3.22	0.00	A-	
61166W101	mon	Monsanto CO New Com			24,000	2,891,699	1,688,400		1.36	0.00	B+	
704549104	btu	Peabody Energy Corp			16,000	1,271,819	364,000		2.20	0.00		
71654V408	pbr	Petroleo Brasileiro SA Sponsored ADR			33,000	1,945,063	808,170		0.25	0.00		
742718109	pg	Procter & Gamble Co			20,000	1,306,145	1,236,400		2.59	0.00	A+	
760975102	rimm	Research In Motion Ltd			12,000	1,598,801	486,960		0.00	0.00	B	
84265V105	pcu	Southern Copper Corp Com			50,000	1,225,490	803,000		8.47	0.00	B	
78463V107	gld	Spdr Gold Trust Gold Shs			20,000	1,775,971	1,730,400		0.00	0.00		
85771P102	sto	Statoil Asa Sponsored Adr			57,000	1,808,322	949,620		4.15	0.00		
820280105	sgr	The Shaw Group Inc			15,000	988,938	307,050		0.00	0.00	B-	
912318102	ung	United States Natl Gas Unit			50,000	1,824,730	1,158,500		0.00	0.00		
91232N108	uso	United States Oil Fund Units			20,000	1,869,528	662,000		0.00	0.00		
92826C839	v	Visa Inc Com Cl A			20,000	1,549,951	1,049,000		0.80	0.00		
931142103	wmt	Wal Mart Stores Inc			26,000	1,255,103	1,457,560		1.69	0.00	A+	

City of Sacramento
Asset Listing
Large Cap Growth
SCERS
As of December 31, 2008

<u>Cusip</u>	<u>Security Symbol</u>	<u>Security Name / Issuer</u>	<u>Int Rate</u>	<u>Maturity Date</u>	<u>Quantity</u>	<u>Unadjusted Cost</u>	<u>Market Value</u>	<u>Accrued Interest</u>	<u>Yield</u>	<u>Dur</u>	<u>S & P</u>	<u>Moody</u>
98956P102	zmh	Zimmer Holdings Inc			20,000	1,408,322	808,400		0.00	0.00		
					1,046,500	65,947,286	36,591,335	0	1.78	0.00		
TOTAL PORTFOLIO					1,046,500	68,357,124	39,001,173	0	1.89	0.00		

City of Sacramento
Asset Listing
S&P / Barra Value
SCERS
As of December 31, 2008

Cusip	Security Symbol	Security Name / Issuer	Int Rate	Maturity Date	Quantity	Unadjusted Cost	Market Value	Accrued Interest	Yield	Dur	S & P	Moody
CASH AND EQUIVALENTS												
DIVACC	divacc	Dividend Accrual	4.00			77,840	77,840		4.00	0.00		
MISCINTREC	miscintrec	Misc Interest Receivable	4.00			3,492	3,492		4.00	0.00		
POOLA	PoolA	Pool A Cash	3.40			2,326,435	2,326,435		3.40	0.00		
INTRECEIV	intreceiv	Pool A Interest Receivable	3.40			35,573	35,573		3.40	0.00		
					0.00	2,443,340	2,443,340	0	3.42	0.00		
COMMON STOCK												
88579Y101	mmm	3m Company			17,000	1,475,755	978,180		3.48	0.00	A+	
009158106	apd	Air Prods & Chems Inc Com			17,000	1,540,754	854,590		3.50	0.00	A+	
013817101	aa	Alcoa			53,000	2,250,356	596,780		5.33	0.00	B+	
039483102	adm	Archer Daniels Midland Com			45,000	1,855,415	1,297,350		1.80	0.00	A+	
143658300	ccl	Carnival Corp Com			26,000	1,237,940	632,320		0.00	0.00	A+	
191216100	ko	Coca Cola Co Com			30,000	1,755,638	1,358,100		3.36	0.00	A	
343412102	flr	Fluor Corp			30,000	2,571,659	1,346,100		1.11	0.00	B+	
369604103	ge	General Electric Co			60,000	1,719,660	972,000		7.65	0.00	A+	
464287408	ive	Ishares Tr S&p500/Bar Val			60,000	4,352,038	2,710,800		4.26	0.00		
61166W101	mon	Monsanto C0 New Com			13,000	1,554,972	914,550		1.36	0.00	B+	
670346105	nue	Nucor Corp Com			20,000	1,498,476	924,000		3.03	0.00	B	
718172109	pm	Philip Morris Intl Inc Com			29,000	1,489,335	1,261,790		0.51	0.00		
81369Y605	xlfi	Select Sector Spdr Tr Sbi Int-Finl			100,000	2,185,690	1,252,000		5.83	0.00		
883556102	tmo	Thermo Electron Corp Com			30,000	1,691,887	1,022,100		0.00	0.00	B-	
907818108	unp	Union Pac Corp Com			25,000	1,991,645	1,195,000		2.26	0.00	A	
912909108	x	United States Stl Corp Com			8,000	1,480,695	297,600		3.23	0.00	B-	
					563,000	30,651,916	17,613,260	0	2.99	0.00		
TOTAL PORTFOLIO					563,000	33,095,256	20,056,600	0	3.04	0.00		

City of Sacramento
Asset Listing
International
SCERS
As of December 31, 2008

Cusip	Security Symbol	Security Name / Issuer	Int Rate	Maturity Date	Quantity	Unadjusted Cost	Market Value	Accrued Interest	Yield	Dur	S & P	Moody
CASH AND EQUIVALENTS												
MISCINTREC	miscintrec	Misc Interest Receivable	4.00			10,233	10,233		4.00	0.00		
POOLA	PoolA	Pool A Cash	3.40			1,252,882	1,252,882		3.40	0.00		
INTRECEIV	intreceiv	Pool A Interest Receivable	3.40			23,685	23,685		3.40	0.00		
					0.00	1,286,799	1,286,799	0	3.40	0.00		
COMMON STOCK												
03938L104	mt	Arcelor Mittal Class A N Y Registry			15,000	1,489,297	368,850		5.19	0.00		
05545E209	bbl	Bhp Billiton Plc Sponsored Adr			28,000	1,765,032	1,080,240		3.63	0.00		
20440W105	sid	Companhia Siderurgica Sponsored Adr			30,000	1,396,845	384,300	12.09	0.00			
204412209	rio	Companhia Vale Do Rio Sponsored Adr			62,000	2,088,662	750,820		1.41	0.00		
464286400	ewz	Ishares Inc Msci Brazil			40,000	3,370,367	1,399,600		7.55	0.00		
464286657	bkf	Ishares Inc Msci Bric Indx			35,000	1,974,511	873,950		2.69	0.00		
464286848	ewj	Ishares Inc Msci Japan			105,000	1,537,783	1,005,900		1.56	0.00		
464287184	fxi	Ishares Tr Ftse Xnhua Idx			90,000	4,292,092	2,618,100		1.43	0.00		
464287465	efa	Ishares Tr Msci Eafe Idx			45,000	3,583,796	2,018,700		2.41	0.00		
464287234	eem	Ishares Tr Msci Emerg Mkt			30,000	1,459,990	749,100		2.73	0.00		
464287390	ilf	Ishares Tr S&p Ltn Am 40			100,000	4,787,855	2,547,000		3.70	0.00		
583840103	mtl	Mechel Oao Sponsored Adr			30,000	1,749,031	120,000	23.17	0.00			
767204100	rtp	Rio Tinto PLC Sponsored ADR			5,000	1,695,753	444,550		6.84	0.00		
803866300	ssl	Sasol Ltd Sponsored Adr			20,000	1,150,862	606,600		4.80	0.00		
88031M109	ts	Tenaris S A Sponsored Adr			18,000	1,227,029	377,640		3.62	0.00		
					653,000	33,568,906	15,345,350	0	3.66	0.00		
TOTAL PORTFOLIO					653,000	34,855,705	16,632,149	0	3.64	0.00		

City of Sacramento
Asset Listing
George H. Clark Memorial Scholarship Fund
As of December 31, 2008

Cusip	Security Symbol	Security Name / Issuer	Int Rate	Maturity Date	Quantity	Unadjusted Cost	Market Value	Accrued Interest	Yield	Dur	S & P	Moody
CASH AND EQUIVALENTS												
DIVACC	divacc	Dividend Accrual	4.00			1,594	1,594		4.00	0.00		
MISCINTREC	miscintrec	Misc Interest Receivable	4.00			168	168		4.00	0.00		
POOLA	PoolA	Pool A Cash	3.40			10,336	10,336		3.40	0.00		
INTRECEIV	intreceiv	Pool A Interest Receivable	3.40			224	224		3.40	0.00		
					0.00	12,323	12,323	0	3.49	0.00		
COMMON STOCK												
88579Y101	mimm	3m Company			300	23,067	17,262		3.48	0.00	A+	
02209S103	mo	Altria Group Inc			650	14,828	9,789		8.50	0.00	A	
037833100	aapl	Apple Inc.			100	15,290	8,535		0.00	0.00	B	
00206R102	t	At&t Inc			1,000	39,819	28,500		5.75	0.00	B+	
055622104	bp	Bp Amoco Plc - Spons Adr			300	21,759	14,022		7.07	0.00		
191216100	ko	Coca Cola Co Com			300	19,383	13,581		3.36	0.00	A	
244199105	de	Deere & Co Com			180	14,597	6,898		2.92	0.00	A-	
260543103	dow	Dow Chem Co Com			500	22,370	7,545		11.13	0.00	B	
35671D857	fcx	Freeport-McMoran Cop & G Cl B			300	30,048	7,332		0.00	0.00	B+	
369604103	ge	General Electric Co			1,250	48,661	20,250		7.65	0.00	A+	
478160104	jnj	Johnson & Johnson			500	30,855	29,915		3.08	0.00	A+	
494550106	kmp	Kinder Morgan Energy Partners Ltd			500	24,114	22,875		8.92	0.00		
57060U605	moo	Market Vectors Etf Tr Agribus Etf			500	28,716	13,925		1.01	0.00		
580135101	mcd	McDonald's Corp			200	10,510	12,438		3.22	0.00	A-	
61166W101	mon	Monsanto CO New Com			300	18,811	21,105		1.36	0.00	B+	
61945A107	mos	Mosaic Co Com			175	26,985	6,055		0.58	0.00		
70336T104	pcx	Patriot Coal Corp Com			350	26,960	2,187		0.00	0.00		
718172109	pm	Philip Morris Intl Inc Com			650	34,066	28,281		0.51	0.00		
723484101	pnw	Pinnacle West Cap Corp			800	36,259	25,704		6.54	0.00	B+	
742718109	pg	Procter & Gamble Co			275	19,913	17,000		2.59	0.00	A+	
78463V107	gld	Spdr Gold Trust Gold Shs			300	26,685	25,956		0.00	0.00		
913017109	utx	United Technologies			200	15,984	10,720		2.87	0.00	A+	
92343v104	vz	Verizon Communications Inc			700	26,113	23,730		5.43	0.00	B	
949746101	wfc	Wells Fargo & Company			600	19,278	17,688		4.61	0.00	A	
					10,930	595,071	391,294	0	3.99	0.00		
MORTGAGE BACKED SECURITIES												
36202DBX8	36202dbx8	GNMA2 POOL #2754	6.50	05-20-29	1,493.125	1,493	1,572	8	6.17	2.32		
					1,493.125	1,493	1,572	8	6.17	2.32		
MUTUAL FUNDS, EQUITY												
00141T171	gthx	AIM Global Health Care Fund			1,888.586	53,124	37,847		0.00	0.00		
025076100	tweix	American Century Equity/Inc			4,946.123	36,101	29,776		3.68	0.00		
025086109	twiex	American Century Int'l Growth			2,157.030	19,655	15,984		2.05	0.00		
904199403	umbwx	Umb Scout Worldwide Fd Com			1,000.000	29,540	21,790		2.13	0.00		
					9,991.739	138,419	105,397	0	1.79	0.00		
TOTAL PORTFOLIO					22,414.864	747,307	510,585	8	3.53	0.01		

53

Exhibit J

City of Sacramento
Asset Listing
United Way
As of December 31, 2008

Cusip	Security Symbol	Security Name / Issuer	Int Rate	Maturity Date	Quantity	Unadjusted Cost	Market Value	Accrued Interest	Yield	Dur	S & P	Moody
CASH AND EQUIVALENTS												
DIVACC	divacc	Dividend Accrual	4.00			6,786	6,786		4.00	0.00		
MISCINTREC	miscintrec	Misc Interest Receivable	4.00			820	820		4.00	0.00		
NATCASH	natcash	Nations Cash Fund	1.21			53,225	53,225		1.21	0.00		
					0.00	60,831	60,831	0	1.56	0.00		
FEDERAL HOME LOAN MORTGAGE CORP. (FHLMC)												
3128X4W72	3128x4w72	Freddie Mac	5.50	03-28-16	50,000	49,805	53,083	710	5.18	5.90	AAA	AAA
					50,000	49,805	53,083	710	5.18	5.90		
COMMON STOCK												
88579Y101	mmm	3m Company			1,050	83,756	60,417		3.48	0.00	A+	
00724F101	adbe	Adobe Sys Inc Com			1,200	52,027	25,548		0.00	0.00	B+	
02209S103	mo	Altria Group Inc			1,800	39,514	27,108		8.50	0.00	A	
023608102	ace	Ameren Corp Com			1,000	50,043	33,260		7.64	0.00	A-	
03485P201	aauc	Anglo Amern Plc Adr			1,000	29,865	11,620		5.25	0.00		
037833100	aapl	Apple Inc.			300	40,293	25,605		0.00	0.00	B	
038496204	ara	Aracruz Celulose S A Spon Adr Pfd B			500	44,538	5,640		10.76	0.00		
00206R102	t	At&t Inc			2,500	100,248	71,250		5.75	0.00	B+	
067806109	b	Barnes Group Inc Com			1,400	41,891	20,300		4.41	0.00	B+	
151020104	celg	Celgene Corporation			700	37,425	38,696		0.00	0.00	B-	
125269100	cf	Cf Industries Holdings Inc.			700	102,283	34,412		0.00	0.00	A	
165167107	chk	Chesapeake Energy Corp Com			800	30,063	12,936		1.86	0.00	B	
191216100	ko	Coca Cola Co Com			700	45,227	31,689		3.36	0.00	A	
194162103	cl	Colgate Palmolive Co Com			750	49,260	51,405		2.33	0.00	A+	
244199105	de	Deere & Co Com			600	48,657	22,992		2.92	0.00	A-	
Y2066G104	dsx	Diana Shipping Inc Com			1,400	40,044	17,864		25.94	0.00		
254687106	dis	Disney (walt) Com			1,000	30,709	22,690		1.54	0.00	A	
25746U109	d	Dominion Res Va-New Com			900	36,066	32,256		4.88	0.00	B+	
260543103	dow	Dow Chem Co Com			1,300	60,581	19,617		11.13	0.00	B	
26441C105	duk	Duke Energy Corp			1,125	17,572	16,886		6.13	0.00	B	
292505104	eca	Encana Corp Com			500	38,632	23,240		3.44	0.00	B+	
29444U502	eqix	Equinix Inc Com New			500	46,664	26,595		0.00	0.00		
30161N101	exc	Exelon Corp			500	39,437	27,805		3.78	0.00	B+	
35671D857	fcx	Freeport-McMoran Cop & G Cl B			400	35,984	9,776		0.00	0.00	B+	
35906A108	ftr	Frontier Communication Com			3,500	41,016	30,590		11.44	0.00	B-	
G3682E127	fro	Frontline Ltd.			800	33,923	23,688		27.86	0.00	B	
369604103	ge	General Electric Co			3,000	105,248	48,600		7.65	0.00	A+	
375558103	gild	Gilead Sciences Inc			1,400	46,987	71,596		0.00	0.00	B-	
38259P508	goog	Google Inc Cl A			60	42,482	18,459		0.00	0.00		
458140100	intc	Intel Corp			1,500	40,377	21,990		3.82	0.00	B+	
459200101	ibm	International Bus Mach			500	63,610	42,080		2.38	0.00	A	
464287796	iye	Ishares Tr Dj Us Energy			900	36,846	25,497		1.54	0.00		
464287721	iyw	Ishares Tr Dj Us Tech Sec			700	39,613	24,731		0.65	0.00		
464287465	efa	Ishares Tr Msci Eafe Idx			400	31,788	17,944		2.41	0.00		
464287200	ivv	Ishares Tr S&p 500 Index			300	41,926	27,093		2.93	0.00		
478160104	jnj	Johnson & Johnson			1,000	61,837	59,830		3.08	0.00	A+	

City of Sacramento
Asset Listing
United Way
As of December 31, 2008

Cusip	Security Symbol	Security Name / Issuer	Int Rate	Maturity Date	Quantity	Unadjusted Cost	Market Value	Accrued Interest	Yield	Dur	S & P	Moody
494550106	kmp	Kinder Morgan Energy Partners Ltd			800	39,017	36,600		8.92	0.00		
57060U605	moo	Market Vectors Etf Tr Agribus Etf			800	49,701	22,280		1.01	0.00		
576206106	mee	Massey Energy Corp Com			400	35,436	5,516		1.74	0.00		
580135101	mcd	Mcdonald's Corp			1,000	53,456	62,190		3.22	0.00	A-	
589331107	mrk	Merck & Co Inc			1,500	62,265	45,600		5.00	0.00	B+	
594918104	msft	Microsoft Corp			1,000	36,788	19,440		2.67	0.00	B+	
61166W101	mon	Monsanto C0 New Com			500	17,909	35,175		1.36	0.00	B+	
61945A107	mos	Mosaic Co Com			500	42,835	17,300		0.58	0.00		
70336T104	pcx	Patriot Coal Corp Com			600	46,218	3,750		0.00	0.00		
707885109	pwe	Penn West Energy Tr Tr Unit			1,200	34,421	13,344		30.03	0.00		
71654V408	pbr	Petroleo Brasileiro SA Sponsored ADR			800	41,891	19,592		0.25	0.00		
717081103	pfe	Pfizer Inc			2,000	42,830	35,420		7.23	0.00	B+	
718172109	pm	Philip Morris Intl Inc Com			1,000	50,607	43,510		0.51	0.00		
723484101	pnw	Pinnacle West Cap Corp			1,000	41,917	32,130		6.54	0.00	B+	
69351T106	ppl	Ppl Corp Com			900	27,136	27,621		4.37	0.00	B+	
742718109	pg	Procter & Gamble Co			500	35,160	30,910		2.59	0.00	A+	
74386K104	pvx	Provident Energy Tr Tr Unit			3,000	32,634	13,080		19.70	0.00		
755111507	rtm	Raytheon Company			700	36,939	35,728		2.19	0.00	B	
760975102	rinm	Research In Motion Ltd			400	51,488	16,232		0.00	0.00	B	
761713106	rai	Reynolds American Inc Com			800	45,644	32,248		8.43	0.00	B+	
767204100	rtp	Rio Tinto PLC Sponsored ADR			150	42,733	13,336		6.84	0.00		
78463V107	gld	Spdr Gold Trust Gold Shs			500	44,475	43,260		0.00	0.00		
847560109	se	Spectra Energy Corp WI			1,300	32,144	20,462		6.35	0.00		
85771P102	sto	Statoil Asa Sponsored ADR			1,000	32,031	16,660		4.15	0.00		
91232N108	uso	United States Oil Fund Units			350	32,719	11,585		0.00	0.00		
913017109	utx	United Technologies			700	44,363	37,520		2.87	0.00	A+	
902911106	ust	Ust Inc Com			800	44,048	55,504		3.63	0.00	B+	
92343v104	vz	Verizon Communications Inc			2,250	86,447	76,275		5.43	0.00	B	
92826C839	v	Visa Inc Com Cl A			500	22,000	26,225		0.80	0.00		
931142103	wmt	Wal Mart Stores Inc			800	42,869	44,848		1.69	0.00	A+	
					64,435	2,974,554	1,975,047	0	4.27	0.00		
TOTAL PORTFOLIO					114,435	3,085,190	2,088,961	710	4.21	0.15		

City of Sacramento
Asset Listing
Capitol Area Development Authority - Banking
As of December 31, 2008

<u>Cusip</u>	<u>Security Symbol</u>	<u>Security Name / Issuer</u>	<u>Int Rate</u>	<u>Maturity Date</u>	<u>Quantity</u>	<u>Unadjusted Cost</u>	<u>Market Value</u>	<u>Accrued Interest</u>	<u>Yield</u>	<u>Dur</u>	<u>S & P</u>	<u>Moody</u>
CASH AND EQUIVALENTS												
POOLA	PoolA	Pool A Cash	3.40			10,653,815	10,653,815		3.40	0.00		
INTRECEIV	intreceiv	Pool A Interest Receivable	3.40			211,298	211,298		3.40	0.00		
					0.00	10,865,112	10,865,112	0	3.40	0.00		
TOTAL PORTFOLIO					0.00	10,865,112	10,865,112	0	3.40	0.00		

City of Sacramento
Asset Listing
Capitol Area Development Authority - Tax Exempt
As of December 31, 2008

<u>Cusip</u>	<u>Security Symbol</u>	<u>Security Name / Issuer</u>	<u>Int Rate</u>	<u>Maturity Date</u>	<u>Quantity</u>	<u>Unadjusted Cost</u>	<u>Market Value</u>	<u>Accrued Interest</u>	<u>Yield</u>	<u>Dur</u>	<u>S & P</u>	<u>Moody</u>
CASH AND EQUIVALENTS												
POOLA	PoolA	Pool A Cash	3.40			1,273,472	1,273,472		3.40	0.00		
INTRECEIV	intreceiv	Pool A Interest Receivable	3.40			23,155	23,155		3.40	0.00		
					0.00	1,296,627	1,296,627	0	3.40	0.00		
TOTAL PORTFOLIO					0.00	1,296,627	1,296,627	0	3.40	0.00		

City of Sacramento
Asset Listing
Capitol Area Development Authority - Taxable
As of December 31, 2008

<u>Cusip</u>	<u>Security Symbol</u>	<u>Security Name / Issuer</u>	<u>Int Rate</u>	<u>Maturity Date</u>	<u>Quantity</u>	<u>Unadjusted Cost</u>	<u>Market Value</u>	<u>Accrued Interest</u>	<u>Yield</u>	<u>Dur</u>	<u>S & P</u>	<u>Moody</u>
CASH AND EQUIVALENTS												
POOLA	PoolA	Pool A Cash	3.40			2,991,970	2,991,970		3.40	0.00		
INTRECEIV	intreceiv	Pool A Interest Receivable	3.40			63,911	63,911		3.40	0.00		
					0.00	3,055,881	3,055,881	0	3.40	0.00		
TOTAL PORTFOLIO					0.00	3,055,881	3,055,881	0	3.40	0.00		

City of Sacramento
Asset Listing
American River Flood Control District
As of December 31, 2008

<u>Cusip</u>	<u>Security Symbol</u>	<u>Security Name / Issuer</u>	<u>Int Rate</u>	<u>Maturity Date</u>	<u>Quantity</u>	<u>Unadjusted Cost</u>	<u>Market Value</u>	<u>Accrued Interest</u>	<u>Yield</u>	<u>Dur</u>	<u>S & P</u>	<u>Moody</u>
CASH AND EQUIVALENTS												
POOLA	PoolA	Pool A Cash	3.40			1,770,047	1,770,047		3.40	0.00		
INTRECEIV	intreceiv	Pool A Interest Receivable	3.40			31,624	31,624		3.40	0.00		
					0.00	1,801,671	1,801,671	0	3.40	0.00		
TOTAL PORTFOLIO					0.00	1,801,671	1,801,671	0	3.40	0.00		

City of Sacramento
Asset Listing
The Natomas Basin Conservancy
As of December 31, 2008

<u>Cusip</u>	<u>Security Symbol</u>	<u>Security Name / Issuer</u>	<u>Int Rate</u>	<u>Maturity Date</u>	<u>Quantity</u>	<u>Unadjusted Cost</u>	<u>Market Value</u>	<u>Accrued Interest</u>	<u>Yield</u>	<u>Dur</u>	<u>S & P</u>	<u>Moody</u>
CASH AND EQUIVALENTS												
POOLA	PoolA	Pool A Cash	3.40			5,587,651	5,587,651		3.40	0.00		
INTRECEIV	intreceiv	Pool A Interest Receivable	3.40			101,072	101,072		3.40	0.00		
					0.00	5,688,723	5,688,723	0	3.40	0.00		
TOTAL PORTFOLIO					0.00	5,688,723	5,688,723	0	3.40	0.00		

City of Sacramento
Asset Listing
Sacramento Public Library Authority
As of December 31, 2008

<u>Cusip</u>	<u>Security Symbol</u>	<u>Security Name / Issuer</u>	<u>Int Rate</u>	<u>Maturity Date</u>	<u>Quantity</u>	<u>Unadjusted Cost</u>	<u>Market Value</u>	<u>Accrued Interest</u>	<u>Yield</u>	<u>Dur</u>	<u>S & P</u>	<u>Moody</u>
CASH AND EQUIVALENTS												
POOLA	PoolA	Pool A Cash	3.40			13,729,230	13,729,230		3.40			0.00
INTRECEIV	intreceiv	Pool A Interest Receivable	3.40			337,232	337,232		3.40			0.00
					0.00	14,066,462	14,066,462	0	3.40			0.00
TOTAL PORTFOLIO					0.00	14,066,462	14,066,462	0	3.40			0.00

**City of Sacramento
Summary of Transactions
December-08**

Exhibit L

Local Agency Funds:

	<u>Pool A</u>	<u>Ethel Hart Trust</u>	<u>Public Trust</u>	<u>George Clark</u>	<u>Total</u>
Purchases	\$ 155,494,233	\$ -	\$ -	\$ -	\$ 155,494,233
Sales	-	-	-	-	-
Maturities	172,238,659	-	-	8	172,238,667
Calls	23,998,000	-	-	-	23,998,000
Contributions	98,303,895	-	-	-	98,303,895
Withdrawals	149,481,043	-	21,448	4,354	149,506,845
Total	\$ 599,515,830	\$ -	\$ 21,448	\$ 4,362	\$ 599,541,640

Outside Agency Funds:

Sacramento Housing & Redevelopment Agency (SHRA) Funds:

	<u>Pool D</u>	<u>Pool J</u>	<u>Pool K</u>	<u>Pool L</u>	<u>Pool M</u>	<u>Pool N</u>	<u>Total</u>
Purchases	\$ 39,473,693	\$ -	\$ -	\$ -	\$ -	\$ -	\$ 39,473,693
Sales	-	-	3,000,000	-	-	-	3,000,000
Maturities	13,876,770	-	-	-	-	-	13,876,770
Calls	11,999,000	-	-	-	-	-	11,999,000
Contributions	45,128,709	-	-	-	-	-	45,128,709
Withdrawals	19,520,879	12,426	3,060,880	50,795	4,874	19,398	22,669,252
Total	\$ 129,999,051	\$ 12,426	\$ 6,060,880	\$ 50,795	\$ 4,874	\$ 19,398	\$ 136,147,424

	<u>Pool Q</u>	<u>Pool R</u>	<u>Pool S</u>	<u>Pool T</u>	<u>Pool U</u>	<u>Pool V</u>	<u>Total</u>
Purchases	\$ -	\$ -	\$ -	\$ -	\$ -	\$ -	\$ -
Sales	-	-	-	-	-	-	-
Maturities	-	-	-	-	-	-	-
Calls	-	-	-	-	-	-	-
Contributions	-	-	-	-	-	-	-
Withdrawals	981,014	5,049,773	16,195	7,175	23,806	1,343,683	7,421,646
Total	\$ 981,014	\$ 5,049,773	\$ 16,195	\$ 7,175	\$ 23,806	\$ 1,343,683	\$ 7,421,646

Total SHRA \$ 143,569,070

**City of Sacramento
Summary of Transactions
December-08**

Exhibit L

Sacramento City Employees' Retirement System (SCERS) Funds:

	<u>Fixed Bonds</u>	<u>Equity Income</u>	<u>Large Cap</u>	<u>S&P Barra Value</u>	<u>International</u>	<u>Total</u>
Purchases	\$ 6,055,908	\$ -	\$ -	\$ -	\$ -	\$ 6,055,908
Sales	-	-	-	-	-	-
Expenses	1,412	-	-	-	-	1,412
Maturities	113,219	-	-	-	-	113,219
Calls	-	-	-	-	-	-
Contributions	-	-	-	-	-	-
Withdrawals	1,011,895	349,507	81,768	88,026	195,520	1,726,716
Total	\$ 7,182,434	\$ 349,507	\$ 81,768	\$ 88,026	\$ 195,520	\$ 7,897,255

Capitol Area Development Authority (CADA) Funds:

	<u>CADA</u>	<u>CADA-A</u>	<u>CADA-B</u>	<u>Total</u>
Purchases	\$ -	\$ -	\$ -	\$ -
Sales	-	-	-	-
Maturities	-	-	-	-
Calls	-	-	-	-
Contributions	-	-	-	-
Withdrawals	357,000	600,000	-	957,000
Total	\$ 357,000	\$ 600,000	\$ -	\$ 957,000

All Other Funds:

	<u>United Way</u>	<u>American River</u>	<u>TNBC</u>	<u>SPLA</u>	<u>Total</u>
Purchases	\$ -	\$ -	\$ -	\$ -	\$ -
Sales	-	-	-	-	-
Expenses	-	-	-	-	-
Maturities	-	-	-	-	-
Calls	-	-	-	-	-
Contributions	-	-	-	-	-
Withdrawals	-	-	-	3,360,000	3,360,000
Total	\$ -	\$ -	\$ -	\$ 3,360,000	\$ 3,360,000

GRAND TOTAL

\$ 755,324,965

City of Sacramento
TRANSACTION SUMMARY
City Investment Pool A
From 12-01-08 To 12-31-08

<u>Trade Date</u>	<u>Security</u>	<u>Quantity</u>	<u>Total Cost</u>
<u>PURCHASES</u>			
12/24/08	Fannie Mae 0.200% Due 05-05-09	6,000,000	\$ 5,995,600
12/22/08	Federal Home Loan Bank 0.175% Due 03-20-09	10,000,000	9,995,722
12/22/08	Federal Home Loan Bank 0.440% Due 07-01-09	10,000,000	9,976,656
12/15/08	Federal Home Loan Bank 2.560% Due 08-04-09	10,000,000	10,110,700
12/15/08	Freddie Mac 0.500% Due 06-26-09	13,000,000	12,965,153
12/01/08	GE Capital 0.500% Due 12-04-08	4,000,000	3,999,833
12/22/08	HSBC Finance 0.030% Due 12-26-08	10,000,000	9,999,967
12/29/08	HSBC Finance 0.050% Due 01-02-09	4,000,000	3,999,978
12/01/08	HSBC Finance 2.000% Due 01-27-09	2,000,000	1,993,667
12/12/08	HSBC Finance 1.100% Due 02-27-09	5,100,000	5,088,001
12/26/08	HSBC Finance 1.000% Due 04-07-09	3,000,000	2,991,500
12/26/08	HSBC Finance 1.000% Due 05-05-09	7,000,000	6,974,722
12/11/08	Lloyd's TSB Bank CD 2.240% Due 04-08-09	5,000,000	5,005,532
12/01/08	Toyota Motor Credit Corp 2.150% Due 02-10-09	2,000,000	1,991,519
12/01/08	Toyota Motor Credit Corp 2.250% Due 02-24-09	7,000,000	6,964,465
12/19/08	Toyota Motor Credit Corp 1.000% Due 03-10-09	4,300,000	4,290,325
12/11/08	Toyota Motor Credit Corp 1.950% Due 03-24-09	9,000,000	8,949,787
12/22/08	U. S. Treasury Bill 0.190% Due 06-25-09	10,000,000	9,990,447

**City of Sacramento
TRANSACTION SUMMARY
City Investment Pool A
From 12-01-08 To 12-31-08**

Trade Date	Security	Quantity	Total Cost
12/16/08	U. S. Treasury Bill 0.240% Due 06-24-09	4,000,000	3,994,933
12/10/08	UBS Finance 2.100% Due 03-10-09	3,300,000	3,282,675
12/11/08	UBS Finance 2.060% Due 04-07-09	10,000,000	9,933,050
12/12/08	US Bank CD 1.250% Due 04-21-09	12,000,000	12,000,000
12/26/08	US Bank CD 0.950% Due 05-19-09	5,000,000	5,000,000
TOTAL PURCHASES		155,700,000	\$ 155,494,233

CALLS

12/19/08	Fannie Mae 3.112% Due 12-19-12	5,000,000	\$ 5,000,000
12/16/08	Federal Home Loan Bank 4.700% Due 01-25-13	5,000,000	5,000,000
12/01/08	Federal Home Loan Bank 3.800% Due 02-04-11	10,000,000	10,000,000
12/29/08	Federal Home Loan Bank 4.250% Due 02-19-13	4,000,000	3,998,000
TOTAL CALLS		24,000,000	\$ 23,998,000

MATURITIES

12/01/08	American General Finance Corp 3.100% Due 12-01-08	11,500,000	\$ 11,389,089
12/02/08	American General Finance Corp 3.040% Due 12-02-08	6,000,000	5,958,960
12/26/08	Citigroup Inc 3.809% Due 12-26-08	7,350,000	7,330,270
12/11/08	Federal Home Loan Bank 2.360% Due 12-11-08	25,000,000	24,501,778
12/15/08	Federal Home Loan Bank 2.120% Due 12-15-08	50,000,000	49,735,000
12/04/08	GE Capital	4,000,000	3,999,833

**City of Sacramento
TRANSACTION SUMMARY
City Investment Pool A
From 12-01-08 To 12-31-08**

Trade Date	Security	Quantity	Total Cost
12/12/08	0.500% Due 12-04-08 General Electric	5,900,000	5,896,042
12/30/08	1.050% Due 12-12-08 General Electric	5,000,000	4,991,833
12/02/08	1.400% Due 12-30-08 General Electric Capital Corp	5,000,000	4,969,444
12/01/08	2.500% Due 12-02-08 HSBC Finance	15,000,000	14,998,958
12/12/08	0.500% Due 12-01-08 HSBC Finance	10,000,000	9,992,014
12/16/08	1.150% Due 12-12-08 HSBC Finance	11,560,000	11,486,047
12/26/08	2.950% Due 12-16-08 HSBC Finance	10,000,000	9,999,967
12/30/08	0.030% Due 12-26-08 HSBC Finance	7,000,000	6,989,422
	1.360% Due 12-30-08		
TOTAL MATURITIES		173,310,000	\$ 172,238,659

CONTRIBUTIONS

12/01/08	B Of A Cash	\$ 6,338,772
12/01/08	B Of A Cash	19,654
12/02/08	B Of A Cash	25,730
12/02/08	B Of A Cash	1,460,138
12/03/08	B Of A Cash	57,546
12/04/08	B Of A Cash	2,345,069
12/05/08	B Of A Cash	922,135
12/08/08	B Of A Cash	2,712,008
12/09/08	B Of A Cash	144,757
12/09/08	B Of A Cash	3,779,603
12/10/08	B Of A Cash	1,563,711
12/11/08	B Of A Cash	1,397,273
12/12/08	B Of A Cash	710,058
12/15/08	B Of A Cash	143,067
12/15/08	B Of A Cash	26,179
12/16/08	B Of A Cash	808,984
12/17/08	B Of A Cash	69,102

**City of Sacramento
TRANSACTION SUMMARY
City Investment Pool A
From 12-01-08 To 12-31-08**

Trade Date	Security	Quantity	Total Cost
12/18/08	B Of A Cash		585,360
12/19/08	B Of A Cash		751,489
12/22/08	B Of A Cash		44,468,495
12/23/08	B Of A Cash		1,529,084
12/24/08	B Of A Cash		2,545,269
12/26/08	B Of A Cash		6,128,031
12/29/08	B Of A Cash		1,106,300
12/30/08	B Of A Cash		1,779,064
12/31/08	B Of A Cash		8,464
12/01/08	Berkshire Hathaway Fin Corp 4.600% Due 05-15-13	5,000,000	5,037,350
12/26/08	Deutsche Bank NY 1.735% Due 10-21-09	10,000,000	10,000,000
12/01/08	Fidelity Fund		1,492
12/01/08	Fidelity Fund		545
12/01/08	Fidelity Fund		624
12/01/08	Fidelity Fund		71,292
12/01/08	Fidelity Fund		22,400
12/01/08	Fidelity Fund		72,163
12/02/08	Fidelity Fund		1,012
12/02/08	Fidelity Fund		480
12/02/08	Fidelity Fund		6,090
12/02/08	Fidelity Fund		25,600
12/05/08	Fidelity Fund		357
12/05/08	Fidelity Fund		306
12/05/08	Fidelity Fund		17,000
12/05/08	Fidelity Fund		16,800
12/05/08	Fidelity Fund		7,376
12/08/08	Fidelity Fund		840
12/08/08	Fidelity Fund		252
12/09/08	Fidelity Fund		460
12/09/08	Fidelity Fund		230
12/09/08	Fidelity Fund		230
12/10/08	Fidelity Fund		895
12/10/08	Fidelity Fund		192
12/10/08	Fidelity Fund		77
12/10/08	Fidelity Fund		82,773
12/10/08	Fidelity Fund		13,125
12/10/08	Fidelity Fund		2,400

**City of Sacramento
TRANSACTION SUMMARY
City Investment Pool A
From 12-01-08 To 12-31-08**

Trade Date	Security	Quantity	Total Cost
12/11/08	Fidelity Fund		1,900
12/11/08	Fidelity Fund		42,750
12/11/08	Fidelity Fund		5,850
12/12/08	Fidelity Fund		7,661
12/12/08	Fidelity Fund		635
12/12/08	Fidelity Fund		301
12/12/08	Fidelity Fund		18,958
12/12/08	Fidelity Fund		21,578
12/12/08	Fidelity Fund		11,384
12/12/08	Fidelity Fund		22,009
12/12/08	Fidelity Fund		10,515
12/15/08	Fidelity Fund		1,054
12/15/08	Fidelity Fund		514
12/15/08	Fidelity Fund		214
12/15/08	Fidelity Fund		415,452
12/15/08	Fidelity Fund		12,500
12/15/08	Fidelity Fund		52,383
12/15/08	Fidelity Fund		11,400
12/15/08	Fidelity Fund		4,781
12/16/08	Fidelity Fund		1,414
12/16/08	Fidelity Fund		1,094
12/16/08	Fidelity Fund		121,250
12/16/08	Fidelity Fund		38,994
12/17/08	Fidelity Fund		1,135
12/19/08	Fidelity Fund		277
12/22/08	Fidelity Fund		750
12/22/08	Fidelity Fund		726
12/22/08	Fidelity Fund		16
12/22/08	Fidelity Fund		42,170
12/22/08	Fidelity Fund		239
12/22/08	Fidelity Fund		6,639
12/26/08	Fidelity Fund		385,515
12/29/08	Fidelity Fund		1,000
12/30/08	Fidelity Fund		459
12/31/08	Fidelity Fund		2,913
12/31/08	Fidelity Fund		1,703
12/31/08	Fidelity Fund		141
12/31/08	Fidelity Fund		1,200
12/31/08	Fidelity Fund		27,500

City of Sacramento
TRANSACTION SUMMARY
City Investment Pool A
From 12-01-08 To 12-31-08

Trade Date	Security	Quantity	Total Cost
12/31/08	Fidelity Fund		46,368
12/31/08	Fidelity Fund		172,848
TOTAL CONTRIBUTIONS		15,000,000	\$ 98,303,895
<u>WITHDRAWALS</u>			
12/01/08	B Of A Cash		\$ 200,000
12/01/08	B Of A Cash		600,000
12/01/08	B Of A Cash		32,371,678
12/02/08	B Of A Cash		9,002,643
12/03/08	B Of A Cash		60,000
12/03/08	B Of A Cash		3,357,164
12/04/08	B Of A Cash		1,000,000
12/04/08	B Of A Cash		2,892,922
12/05/08	B Of A Cash		4,131,026
12/08/08	B Of A Cash		1,755,431
12/09/08	B Of A Cash		314,974
12/09/08	B Of A Cash		731,329
12/10/08	B Of A Cash		1,132,916
12/11/08	B Of A Cash		1,513,894
12/12/08	B Of A Cash		800,000
12/12/08	B Of A Cash		654,016
12/15/08	B Of A Cash		27,055,111
12/16/08	B Of A Cash		8,994,952
12/17/08	B Of A Cash		4,526,692
12/18/08	B Of A Cash		1,147,109
12/19/08	B Of A Cash		500,000
12/19/08	B Of A Cash		1,477,553
12/22/08	B Of A Cash		1,131,014
12/23/08	B Of A Cash		157,000
12/23/08	B Of A Cash		940,134
12/24/08	B Of A Cash		1,814,966
12/26/08	B Of A Cash		1,000,000
12/26/08	B Of A Cash		572,251
12/29/08	B Of A Cash		1,441,801
12/30/08	B Of A Cash		9,954,412
12/31/08	B Of A Cash		6,953,813
12/01/08	Berkshire Hathaway Corp	5,000,000	5,037,350

**City of Sacramento
TRANSACTION SUMMARY
City Investment Pool A
From 12-01-08 To 12-31-08**

Trade Date	Security	Quantity	Total Cost
12/26/08	4.600% Due 05-15-13 Deutsche Bank NY	10,000,000	10,000,000
12/22/08	1.735% Due 12-21-12 Fidelity Fund		6,195,670
12/22/08	Fidelity Fund		12,426
12/22/08	Fidelity Fund		50,795
TOTAL WITHDRAWALS		15,000,000	\$ 149,481,043
TOTAL TRANSACTIONS		383,010,000	\$ 599,515,830

SUMMARY

Purchases and Contributions	\$ 253,798,128
Sales, Calls, Maturities and Withdrawals	345,717,702
TOTAL TRANSACTIONS	\$ 599,515,830

City of Sacramento
TRANSACTION SUMMARY
Ethel Hart Mutual Endowment Fund
From 12-01-08 To 12-31-08

<u>Trade Date</u>	<u>Security</u>	<u>Quantity</u>	<u>Total Cost</u>
-----------------------	-----------------	-----------------	-----------------------

No transactions were found!

City of Sacramento
TRANSACTION SUMMARY
 Ann Land/Bertha Henschel Endowment Fund
 From 12-01-08 To 12-31-08

<u>Trade Date</u>	<u>Security</u>	<u>Quantity</u>	<u>Total Cost</u>
<u>WITHDRAWALS</u>			
12/31/08	Pool A Cash		\$ 21,448
TOTAL WITHDRAWALS			<u>\$ 21,448</u>
TOTAL TRANSACTIONS			<u>\$ 21,448</u>
 SUMMARY			
	Purchases and Contributions		\$ -
	Sales and Withdrawals		<u>21,448</u>
TOTAL TRANSACTIONS			<u>\$ 21,448</u>

City of Sacramento
TRANSACTION SUMMARY
 George H. Clark Memorial Scholarship Fund
 From 12-01-08 To 12-31-08

<u>Trade Date</u>	<u>Security</u>	<u>Quantity</u>	<u>Total Cost</u>
<u>MATURITIES</u>			
12/22/08	GNMA2 POOL #2754 6.500% Due 05-20-29	8	\$ 8
TOTAL MATURITIES		<u>8</u>	<u>\$ 8</u>
<u>WITHDRAWALS</u>			
12/31/08	Pool A Cash		\$ 4,354
TOTAL WITHDRAWALS			<u>\$ 4,354</u>
TOTAL TRANSACTIONS		<u>8</u>	<u>\$ 4,362</u>
SUMMARY			
	Purchases and Contributions		\$ -
	Sales, Maturities and Withdrawals		<u>4,362</u>
TOTAL TRANSACTIONS			<u>\$ 4,362</u>

City of Sacramento
TRANSACTION SUMMARY
Sacramento Housing and Redevelopment Agency (SHRA)
From 12-01-08 To 12-31-08

<u>Trade Date</u>	<u>Security</u>	<u>Quantity</u>	<u>Total Cost</u>
<u>POOL D</u>			
<u>PURCHASES</u>			
12/02/08	Fannie Mae 4.000% Due 11-15-12	3,000,000	\$ 3,000,000
12/16/08	Federal Home Loan Bank 0.040% Due 01-08-09	2,500,000	2,499,936
12/16/08	Federal Home Loan Bank 0.070% Due 01-16-09	3,000,000	2,999,819
12/22/08	Federal Home Loan Bank 0.175% Due 03-20-09	7,000,000	6,997,006
12/22/08	Federal Home Loan Bank 0.440% Due 07-01-09	7,000,000	6,983,659
12/22/08	HSBC Finance 0.030% Due 12-26-08	7,000,000	6,999,977
12/29/08	HSBC Finance 0.050% Due 01-02-09	3,000,000	2,999,983
12/22/08	U. S. Treasury Bill 0.190% Due 06-25-09	7,000,000	6,993,313
TOTAL PURCHASES		39,500,000	\$ 39,473,693
<u>CALLS</u>			
12/16/08	Federal Home Loan Bank 4.700% Due 01-25-13	5,000,000	\$ 5,000,000
12/01/08	Federal Home Loan Bank 3.800% Due 02-04-11	5,000,000	5,000,000
12/29/08	Federal Home Loan Bank 4.250% Due 02-19-13	2,000,000	1,999,000
TOTAL CALLS		12,000,000	\$ 11,999,000

City of Sacramento
TRANSACTION SUMMARY
Sacramento Housing and Redevelopment Agency (SHRA)
From 12-01-08 To 12-31-08

<u>Trade Date</u>	<u>Security</u>	<u>Quantity</u>	<u>Total Cost</u>
<u>MATURITIES</u>			
12/15/08	Fannie Mae 3.375% Due 12-15-08	4,900,000	\$ 4,935,231
12/26/08	HSBC Finance 0.030% Due 12-26-08	7,000,000	6,999,977
12/15/08	U.S. Treasury Note 3.375% Due 12-15-08	2,000,000	1,941,562
TOTAL MATURITIES		13,900,000	\$ 13,876,770
<u>CONTRIBUTIONS</u>			
12/01/08	Berkshire Hathaway Fin Corp 4.600% Due 05-15-13	5,000,000	\$ 5,037,350
12/26/08	Deutsche Bank NY 1.735% Due 10-21-09	5,000,000	5,000,000
12/03/08	Local Agency Investment Fund, Pool D		5,000,000
12/16/08	Local Agency Investment Fund, Pool D		4,500,000
12/02/08	Nations Treasury Fund		3,060,880
12/03/08	Nations Treasury Fund		-
12/09/08	Nations Treasury Fund		314,974
12/16/08	Nations Treasury Fund		500,000
12/22/08	Nations Treasury Fund		21,652,284
12/22/08	Nations Treasury Fund		12,426
12/22/08	Nations Treasury Fund		50,795
TOTAL CONTRIBUTIONS		10,000,000	\$ 45,128,709
<u>WITHDRAWALS</u>			
12/01/08	Berkshire Hathaway Corp 4.600% Due 05-15-13	5,000,000	\$ 5,037,350
12/26/08	Deutsche Bank NY 1.735% Due 12-21-12	5,000,000	5,000,000
12/01/08	Local Agency Investment Fund, Pool D		1,300,000
12/09/08	Local Agency Investment Fund, Pool D		1,000,000
12/11/08	Local Agency Investment Fund, Pool D		1,730,000
12/01/08	Nations Treasury Fund		5,038,772

**City of Sacramento
TRANSACTION SUMMARY
Sacramento Housing and Redevelopment Agency (SHRA)
From 12-01-08 To 12-31-08**

<u>Trade Date</u>	<u>Security</u>	<u>Quantity</u>	<u>Total Cost</u>
12/09/08	Nations Treasury Fund		144,757
12/11/08	Nations Treasury Fund		270,000
TOTAL WITHDRAWALS		10,000,000	\$ 19,520,879
TOTAL POOL D		85,400,000	\$ 129,999,051
<u>POOL J</u>			
<u>WITHDRAWALS</u>			
12/22/08	Pool A Cash		\$ 12,426
TOTAL WITHDRAWALS			\$ 12,426
TOTAL POOL J			\$ 12,426
<u>POOL K</u>			
<u>SALES</u>			
12/02/08	Fannie Mae 4.000% Due 11-15-12	3,000,000	\$ 3,000,000
TOTAL SALES		3,000,000	\$ 3,000,000
<u>WITHDRAWALS</u>			
12/02/08	Nations Treasury Fund		\$ 3,060,880
12/03/08	Nations Treasury Fund		-
TOTAL WITHDRAWALS			\$ 3,060,880
TOTAL POOL K		3,000,000	\$ 6,060,880

City of Sacramento
TRANSACTION SUMMARY
 Sacramento Housing and Redevelopment Agency (SHRA)
 From 12-01-08 To 12-31-08

<u>Trade Date</u>	<u>Security</u>	<u>Quantity</u>	<u>Total Cost</u>
<u>POOL L</u>			
<u>WITHDRAWALS</u>			
12/22/08	Pool A Cash		\$ 50,795
TOTAL WITHDRAWALS			<u>\$ 50,795</u>
TOTAL POOL L			<u>\$ 50,795</u>
<u>POOL M</u>			
<u>WITHDRAWALS</u>			
12/22/08	Pool D Cash		\$ 4,874
TOTAL WITHDRAWALS			<u>\$ 4,874</u>
TOTAL POOL M			<u>\$ 4,874</u>
<u>POOL N</u>			
<u>WITHDRAWALS</u>			
12/22/08	Pool D Cash		\$ 19,398
TOTAL WITHDRAWALS			<u>\$ 19,398</u>
TOTAL POOL N			<u>\$ 19,398</u>

City of Sacramento
TRANSACTION SUMMARY
 Sacramento Housing and Redevelopment Agency (SHRA)
 From 12-01-08 To 12-31-08

Trade Date	Security	Quantity	Total Cost
<u>POOL Q</u>			
<u>WITHDRAWALS</u>			
12/22/08	Pool D Cash		\$ 61,651
12/24/08	Pool D Cash		919,363
TOTAL WITHDRAWALS			<u>\$ 981,014</u>
TOTAL POOL Q			<u>\$ 981,014</u>
<u>POOL R</u>			
<u>WITHDRAWALS</u>			
12/22/08	Pool D Cash		\$ 111,631
12/24/08	Pool D Cash		4,938,141
TOTAL WITHDRAWALS			<u>\$ 5,049,773</u>
TOTAL POOL R			<u>\$ 5,049,773</u>
<u>POOL S</u>			
<u>WITHDRAWALS</u>			
12/22/08	Pool D Cash		\$ 16,195
TOTAL WITHDRAWALS			<u>\$ 16,195</u>
TOTAL POOL S			<u>\$ 16,195</u>

City of Sacramento
TRANSACTION SUMMARY
 Sacramento Housing and Redevelopment Agency (SHRA)
 From 12-01-08 To 12-31-08

Trade Date	Security	Quantity	Total Cost
<u>POOL T</u>			
<u>WITHDRAWALS</u>			
12/22/08	Pool D Cash		\$ 7,175
TOTAL WITHDRAWALS			\$ 7,175
TOTAL POOL T			\$ 7,175
<u>POOL U</u>			
<u>WITHDRAWALS</u>			
12/22/08	Pool D Cash		\$ 23,806
TOTAL WITHDRAWALS			\$ 23,806
TOTAL POOL U			\$ 23,806
<u>POOL V</u>			
<u>WITHDRAWALS</u>			
12/22/08	Pool D Cash		\$ 24,869
12/24/08	Pool D Cash		1,318,814
TOTAL WITHDRAWALS			\$ 1,343,683
TOTAL POOL V			\$ 1,343,683
TOTAL TRANSACTIONS		88,400,000	\$ 143,569,070

City of Sacramento
TRANSACTION SUMMARY
Sacramento Housing and Redevelopment Agency (SHRA)
From 12-01-08 To 12-31-08

<u>Trade Date</u>	<u>Security</u>	<u>Quantity</u>	<u>Total Cost</u>
SUMMARY			
	Purchases and Contributions		\$ 84,602,402
	Sales, Calls, Maturities and Withdrawals		<u>58,966,668</u>
	TOTAL TRANSACTIONS		<u><u>\$ 143,569,070</u></u>

City of Sacramento
TRANSACTION SUMMARY
Fixed Bonds
SCERS
From 12-01-08 To 12-31-08

<u>Trade Date</u>	<u>Security</u>	<u>Quantity</u>	<u>Total Cost</u>
<u>PURCHASES</u>			
12/17/08	Oakland California Revenue Bond 8.500% Due 01-01-29	5,700,000	\$ 6,055,908
TOTAL PURCHASES		5,700,000	\$ 6,055,908
<u>MATURITIES</u>			
12/15/08	2484 Natomas Park Dr. 7.500% Due 07-01-12	4,536	\$ 4,536
12/15/08	2660 W. Covell Blvd/West Davis Assoc 7.250% Due 08-01-12	7,064	7,064
12/15/08	Alhambra Medical Building 7.000% Due 05-01-09	34,629	34,629
12/15/08	GNMA POOL #150426 9.000% Due 05-15-16	66	72
12/15/08	GNMA POOL #157445 9.000% Due 06-15-16	207	210
12/15/08	GNMA POOL #167166 9.500% Due 08-15-16	23	23
12/15/08	GNMA POOL #208975 9.500% Due 03-15-17	91	91
12/15/08	GNMA POOL #211421 9.500% Due 04-15-17	138	139
12/26/08	GNMA POOL #256393 6.000% Due 09-01-36	22,568	22,494
12/15/08	GNMA POOL #320296 8.000% Due 03-15-22	333	327
12/15/08	GNMA POOL #329837 7.500% Due 11-15-22	8,442	8,313
12/15/08	GNMA POOL #439515 7.000% Due 03-15-27	101	99
12/15/08	GNMA POOL #450066 7.500% Due 12-15-26	34	33
12/15/08	GNMA POOL #550718 5.000% Due 11-15-35	5,843	5,686

City of Sacramento
TRANSACTION SUMMARY
Fixed Bonds
SCERS
From 12-01-08 To 12-31-08

<u>Trade Date</u>	<u>Security</u>	<u>Quantity</u>	<u>Total Cost</u>
12/15/08	GNMA POOL #648348 5.500% Due 10-15-35	19,620	19,553
12/26/08	GNMA POOL #952254 6.000% Due 11-01-37	330	332
12/02/08	Walgreens Drugs/Adahi, Inc 6.500% Due 05-01-24	9,518	9,518
12/15/08	Walgreens Drugs/Adahi, Inc 6.500% Due 05-01-24	98	98
TOTAL MATURITIES		113,641	\$ 113,219
<u>EXPENSES</u>			
12/02/08	Portfolio Investment Fees Payable		\$ 253
12/15/08	Portfolio Investment Fees Payable		1,159
TOTAL EXPENSES			\$ 1,412
<u>WITHDRAWALS</u>			
12/31/08	Pool A Cash		\$ 1,011,895
TOTAL WITHDRAWALS			\$ 1,011,895
TOTAL TRANSACTIONS		5,813,641	\$ 7,182,434
SUMMARY			
	Purchases and Contributions		\$ 6,055,908
	Calls, Maturities, Expenses and Withdrawals		1,126,526
TOTAL TRANSACTIONS			\$ 7,182,434

City of Sacramento
TRANSACTION SUMMARY
Equity Income
SCERS
From 12-01-08 To 12-31-08

<u>Trade Date</u>	<u>Security</u>	<u>Quantity</u>	<u>Total Cost</u>
<u>WITHDRAWALS</u>			
12/31/08	Pool A Cash		\$ 349,507
TOTAL WITHDRAWALS			<u>\$ 349,507</u>
TOTAL TRANSACTIONS			<u>\$ 349,507</u>
 SUMMARY			
	Purchases and Contributions		\$ -
	Sales and Withdrawals		<u>349,507</u>
TOTAL TRANSACTIONS			<u>\$ 349,507</u>

City of Sacramento
TRANSACTION SUMMARY
Large Cap Growth
SCERS
From 12-01-08 To 12-31-08

Trade Date	Security	Quantity	Total Cost
<u>WITHDRAWALS</u>			
12/31/08	Pool A Cash		\$ 81,768
TOTAL WITHDRAWALS			\$ 81,768
TOTAL TRANSACTIONS			\$ 81,768
 SUMMARY			
	Purchases and Contributions		\$ -
	Sales and Withdrawals		81,768
TOTAL TRANSACTIONS			\$ 81,768

City of Sacramento
TRANSACTION SUMMARY
 S&P / Barra Value
 SCERS
 From 12-01-08 To 12-31-08

<u>Trade Date</u>	<u>Security</u>	<u>Quantity</u>	<u>Total Cost</u>
<u>WITHDRAWALS</u>			
12/31/08	Pool A Cash		\$ 88,026
TOTAL WITHDRAWALS			<u>\$ 88,026</u>
TOTAL TRANSACTIONS			<u>\$ 88,026</u>
 SUMMARY			
	Purchases and Contributions		\$ -
	Sales and Withdrawals		<u>88,026</u>
TOTAL TRANSACTIONS			<u>\$ 88,026</u>

City of Sacramento
TRANSACTION SUMMARY
International
SCERS
From 12-01-08 To 12-31-08

<u>Trade Date</u>	<u>Security</u>	<u>Quantity</u>	<u>Total Cost</u>
<u>WITHDRAWALS</u>			
12/31/08	Pool A Cash		\$ 195,520
WITHDRAWALS			<u>\$ 195,520</u>
TOTAL TRANSACTIONS			<u>\$ 195,520</u>
 SUMMARY			
	Purchases and Contributions		\$ -
	Sales and Withdrawals		195,520
TOTAL TRANSACTIONS			<u>\$ 195,520</u>

**City of Sacramento
TRANSACTION SUMMARY
Capitol Area Development Authority (CADA)
From 12-01-08 To 12-31-08**

<u>Trade Date</u>	<u>Security</u>	<u>Quantity</u>	<u>Total Cost</u>
<u>CADA-BANKING</u>			
<u>WITHDRAWALS</u>			
12/01/08	Pool A Cash		\$ 200,000
12/23/08	Pool A Cash		157,000
TOTAL WITHDRAWALS			<u>\$ 357,000</u>
TOTAL CADA-BANKING			<u>\$ 357,000</u>
<u>CADA-TAX EXEMPT</u>			
No transactions were found!			
<u>CADA-TAXABLE</u>			
<u>WITHDRAWALS</u>			
12/01/08	Pool A Cash		\$ 600,000
TOTAL WITHDRAWALS			<u>\$ 600,000</u>
TOTAL CADA-TAX EXEMPT			<u>\$ 600,000</u>
TOTAL TRANSACTIONS			<u>\$ 957,000</u>
SUMMARY			
	Contributions		\$ -
	Withdrawals		<u>957,000</u>
TOTAL TRANSACTIONS			<u>\$ 957,000</u>

City of Sacramento
TRANSACTION SUMMARY
United Way
From 12-01-08 To 12-31-08

<u>Trade Date</u>	<u>Security</u>	<u>Quantity</u>	<u>Total Cost</u>
-----------------------	-----------------	-----------------	-----------------------

No transactions were found!

City of Sacramento
TRANSACTION SUMMARY
American River Flood Control District
From 12-01-08 To 12-31-08

<u>Trade Date</u>	<u>Security</u>	<u>Quantity</u>	<u>Total Cost</u>
-----------------------	-----------------	-----------------	-----------------------

No transactions were found!

City of Sacramento
TRANSACTION SUMMARY
The Natomas Basin Conservancy
From 12-01-08 To 12-31-08

<u>Trade Date</u>	<u>Security</u>	<u>Quantity</u>	<u>Total Cost</u>
-----------------------	-----------------	-----------------	-----------------------

No transactions were found!

City of Sacramento
TRANSACTION SUMMARY
 Sacramento Public Library Authority
 From 12-01-08 To 12-31-08

<u>Trade Date</u>	<u>Security</u>	<u>Quantity</u>	<u>Total Cost</u>
<u>WITHDRAWALS</u>			
12/03/08	Pool A Cash		\$ 60,000
12/04/08	Pool A Cash		1,000,000
12/12/08	Pool A Cash		800,000
12/19/08	Pool A Cash		500,000
12/26/08	Pool A Cash		1,000,000
TOTAL WITHDRAWALS			<u>\$ 3,360,000</u>
TOTAL TRANSACTIONS			<u>\$ 3,360,000</u>
SUMMARY			
	Contributions		\$ -
	Withdrawals		<u>3,360,000</u>
TOTAL TRANSACTIONS			<u>\$ 3,360,000</u>