



3.13

OFFICE OF THE
CITY TREASURER

THOMAS P. FRIERY
TREASURER

May 13, 2003
1020NWE.DOC

City Council
Sacramento, California

Honorable Members in Session:

SUBJECT: APRIL 2003 MONTHLY INVESTMENT TRANSACTIONS REPORT

LOCATION/COUNCIL DISTRICT: Citywide

RECOMMENDATIONS: This report is for information only.

CONTACT PERSON: Thomas P. Friery, City Treasurer 264-5168

FOR COUNCIL MEETING OF: June 3, 2003

SUMMARY

Chapter 749, Statutes of 1996, requires the City Treasurer to make a monthly investment transaction report to the City Council. This Monthly Investment Transaction Report fulfills that requirement for the month ended April 30, 2003.

COMMITTEE/COMMISSION ACTION: None


BACKGROUND

Chapter 749, Statutes of 1996, was enacted (in addition to Chapter 783, Statutes of 1995) to help avoid a repeat of the December 1994 Orange County investment breakdown that resulted in investment losses for Orange County and other local government entities. This is the investment transaction report required and submitted to Council.

CITY OF SACRAMENTO
CALIFORNIA

926 J STREET
SUITE 300
SACRAMENTO, CA
95814-2709

PH 916-264-5168
FAX 916-448-3139



BACKGROUND – Continued

Chapter 749 has two main requirements. The first is that the City Council annually delegates authority to the City Treasurer to invest or reinvest City funds and to sell or exchange securities purchased for a period of one year. After the delegation of authority, the City Treasurer assumes full responsibility for all transactions until delegation of authority is revoked or the one-year period expires. This delegation was made with the quarterly investment report for the period ended March 31, 2003.

The second requirement is for the City Treasurer to submit a monthly report of the transactions to the City Council. The transactions for the month ended April 30, 2003 are attached as follows:

- Attachment A: Summary of Transactions
- Attachment B: City Investment Pool A
- Attachment C: The Ann Land/Bertha Henschel Public Trust Mutual Fund
- Attachment D: The Ethel MacLeod Hart Fund for Senior Citizens
- Attachment E: Capital Area Development Authority (CADA)
- Attachment F: Sacramento Housing and Redevelopment Agency (SHRA)

FINANCIAL CONSIDERATIONS: This report is for information only.


ENVIRONMENTAL CONSIDERATIONS

Ongoing administrative and maintenance activities, which are not for purposes of a public works construction project do not constitute a "project" and are exempt from the California Environmental Quality Act (CEQA). CEQA Guidelines, Sections 15061 (b)(1), 15378(b)(3).


EMERGING & SMALL BUSINESS DEVELOPMENT (ESBD) PROGRAM

Because this transaction does not involve the purchase of goods or services for the City, ESBD efforts are not applicable.

Respectfully submitted,


 Thomas P. Frier
 City Treasurer

Approved for City Council information


 Robert P. Thomas
 City Manager

Attachments (6)

Table of Contents

	<u>PAGE</u>
Attachment A: Summary of Transaction.....	4
Attachment B: City Investment Pool A.....	5
Attachment C The Ann Land/Bertha Henschel Public Trust Mutual Fund.....	11
Attachment D: The Ethel MacLeod Hart Fund for Senior Citizens.....	12
Attachment E Capital Area Development Authority (CADA).....	13
Attachment F Sacramento Housing and Redevelopment Agency.....	14

ATTACHMENT A

CITY OF SACRAMENTO
SUMMARY OF TRANSACTIONS
Apr-03

	<u>Pool A</u>	<u>Public Trust</u>	<u>Ethel Hart</u>	<u>Cada</u>	<u>Totals</u>
Purchases	\$ 208,993,252	76,710	28,138	-	\$ 209,098,100
Sells	8,080,480	292,760	47,083	-	8,420,323
Maturities	192,298,751	-	-	-	192,298,751
Calls	14,800,000	-	-	-	14,800,000
Contributions	68,917,631	45,060	-	1,885,000	70,847,691
Withdrawals	<u>75,173,143</u>	<u>45,060</u>	<u>-</u>	<u>289,746</u>	<u>75,507,949</u>
TOTAL	<u>\$ 568,263,257</u>	<u>\$ 459,590</u>	<u>\$ 75,221</u>	<u>\$ 2,174,746</u>	<u>\$ 570,972,814</u>
	<u>Pool D</u>	<u>Pool J</u>	<u>Pool K</u>	<u>Pool L</u>	
Purchases	\$ 122,615,793	-	4,196,041	-	\$ 126,811,834
Sells	-	-	-	-	-
Maturities	115,209,004	-	4,198,320	-	119,407,324
Calls	-	-	-	-	-
Contributions	15,473,016	-	-	-	15,473,016
Withdrawals	<u>9,150,000</u>	<u>342,567</u>	<u>-</u>	<u>83,665</u>	<u>9,576,232</u>
TOTAL	<u>\$ 262,447,813</u>	<u>342,567</u>	<u>\$ 8,394,361</u>	<u>\$ 83,665</u>	<u>\$ 271,268,406</u>
GRAND TOTAL					<u>\$ 842,241,220</u>

**City of Sacramento
TRANSACTION SUMMARY
CITY GENERAL POOL
POOL A
From 04-01-03 To 04-30-03**

<u>Trade Date</u>	<u>Security</u>	<u>Quantity</u>	<u>Total Cost</u>
Purchases			
4/1/2003	General Electric Capital Corp 1.240% Due 04-07-03	4,900,000	\$ 4,898,987
4/1/2003	Freddie Mac 1.140% Due 06-26-03	10,000,000	9,972,767
4/3/2003	UBS AG 1.250% Due 04-04-03	1,500,000	1,499,948
4/3/2003	Federal Home Loan Bank 3.625% Due 04-23-08	5,000,000	5,000,000
4/4/2003	Abbey Nat'l NA LL 1.230% Due 04-23-03	2,700,000	2,698,247
4/4/2003	UBS AG 1.220% Due 04-10-03	5,000,000	4,998,983
4/4/2003	UBS AG 1.220% Due 04-23-03	7,000,000	6,995,493
4/7/2003	UBS AG 1.240% Due 04-15-03	12,900,000	12,896,445
4/8/2003	General Electric Capital Corp 1.130% Due 04-09-03	6,470,000	6,469,797
4/9/2003	UBS AG 1.230% Due 04-28-03	7,400,000	7,395,196
4/10/2003	General Electric Capital Corp 1.250% Due 04-29-03	5,100,000	5,096,662
4/10/2003	UBS AG 1.240% Due 04-14-03	5,000,000	4,999,311
4/11/2003	General Electric Capital Corp 1.240% Due 05-01-03	5,300,000	5,296,349
4/14/2003	AIG (Intl Lease Finance Corp) 5.120% Due 06-01-05	8,000,000	8,334,320
4/14/2003	United Parcel 1.140% Due 04-30-03	900,000	899,580
4/15/2003	UBS AG 1.370% Due 04-16-03	2,900,000	2,899,890
4/15/2003	UBS AG 1.310% Due 04-17-03	10,000,000	9,999,272
4/16/2003	General Electric Capital Corp 1.250% Due 05-02-03	7,300,000	7,295,944
4/16/2003	UBS AG 1.310% Due 04-17-03	1,900,000	1,899,934
4/17/2003	UBS AG 1.230% Due 04-22-03	11,500,000	11,498,035
4/21/2003	UBS Finance 1.240% Due 04-25-03	5,000,000	4,999,311
4/21/2003	UBS Finance 1.240% Due 05-06-03	7,300,000	7,296,228
4/22/2003	American Express 1.230% Due 05-09-03	8,500,000	8,495,063
4/22/2003	Fannie Mae 1.190% Due 06-10-03	16,848,000	16,820,711

**City of Sacramento
TRANSACTION SUMMARY
CITY GENERAL POOL
POOL A
From 04-01-03 To 04-30-03**

<u>Trade Date</u>	<u>Security</u>	<u>Quantity</u>	<u>Total Cost</u>
4/23/2003	AIG Funding Inc 1.230% Due 05-08-03	3,200,000	3,198,347
4/23/2003	Int'l Lease Financial 1.230% Due 05-20-03	5,000,000	4,995,387
4/23/2003	Fannie Mae 1.180% Due 06-24-03	10,000,000	9,979,678
4/24/2003	AIG Funding 1.200% Due 04-25-03	5,400,000	5,399,820
4/25/2003	Freddie Mac 1.170% Due 06-17-03	6,000,000	5,989,665
4/28/2003	Fannie Mae 1.140% Due 08-19-03	6,900,000	6,875,309
4/29/2003	UBS AG 1.280% Due 04-30-03	5,300,000	5,299,812
4/30/2003	General Electric Capital Corp 1.240% Due 05-01-03	3,600,000	3,599,877
4/30/2003	United Parcel SE 1.150% Due 05-07-03	5,000,000	4,998,882
TOTAL PURCHASES		<u>208,818,000</u>	<u>\$ 208,993,252</u>
Sales			
4/14/2003	International Lease Fin Corp 5.125% Due 08-01-04	8,000,000	\$ 8,080,480
TOTAL SALES		<u>8,000,000</u>	<u>\$ 8,080,480</u>
Calls			
4/23/2003	Federal Home Ln Bks 2.900% Due 01-23-06	14,800,000	\$ 14,800,000
TOTAL CALLS		<u>14,800,000</u>	<u>\$ 14,800,000</u>
Maturities			
4/1/2003	Abbey Nat'l NA LL 1.220% Due 04-01-03	7,000,000	\$ 6,999,051
4/1/2003	General Electric Capital Corp 1.070% Due 04-01-03	5,000,000	4,986,106
4/1/2003	General Electric 1.210% Due 04-01-03	11,400,000	11,390,038
4/1/2003	United Parcel 1.030% Due 04-01-03	3,100,000	3,098,137
4/2/2003	Merrill Lynch & Co 3.030% Due 04-02-03	5,000,000	5,000,000
4/2/2003	Fannie Mae 1.220% Due 04-02-03	5,000,000	4,985,767
4/4/2003	General Electric Capital Corp 1.240% Due 04-04-03	6,200,000	6,197,010
4/4/2003	UBS AG 1.250% Due 04-04-03	1,500,000	1,499,948
4/7/2003	American General Finance Corp 1.240% Due 04-07-03	2,000,000	1,996,900

City of Sacramento
TRANSACTION SUMMARY
CITY GENERAL POOL
POOL A
From 04-01-03 To 04-30-03

<u>Trade Date</u>	<u>Security</u>	<u>Quantity</u>	<u>Total Cost</u>
4/7/2003	General Electric Capital Corp 1.240% Due 04-07-03	4,900,000	4,898,987
4/8/2003	General Electric Capital Corp 1.250% Due 04-08-03	4,000,000	3,998,194
4/8/2003	UBS AG 1.230% Due 04-08-03	2,700,000	2,698,708
4/9/2003	General Electric Capital Corp 1.130% Due 04-09-03	6,470,000	6,469,797
4/10/2003	UBS AG 1.220% Due 04-10-03	5,000,000	4,998,983
4/10/2003	Freddie Mac 1.220% Due 04-10-03	1,750,000	1,744,544
4/11/2003	General Electric Capital Corp 1.250% Due 04-11-03	5,000,000	4,997,396
4/14/2003	UBS AG 1.240% Due 04-14-03	5,000,000	4,999,311
4/15/2003	UBS AG 1.240% Due 04-15-03	12,900,000	12,896,445
4/15/2003	United Parcel SE 1.170% Due 04-15-03	5,000,000	4,984,400
4/16/2003	General Electric Capital Corp 1.280% Due 04-16-03	5,000,000	4,983,822
4/16/2003	UBS AG 1.370% Due 04-16-03	2,900,000	2,899,890
4/17/2003	UBS AG 1.310% Due 04-17-03	11,900,000	11,899,206
4/21/2003	UBS AG 1.230% Due 04-21-03	10,000,000	9,979,842
4/22/2003	UBS AG 1.230% Due 04-22-03	11,500,000	11,498,035
4/23/2003	Abbey Nat'l NA LL 1.230% Due 04-23-03	2,700,000	2,698,247
4/23/2003	UBS AG 1.220% Due 04-23-03	7,000,000	6,995,493
4/24/2003	UBS AG 1.230% Due 04-24-03	5,000,000	4,990,092
4/25/2003	AIG Funding 1.200% Due 04-25-03	5,400,000	5,399,820
4/25/2003	UBS Finance 1.240% Due 04-25-03	5,000,000	4,999,311
4/28/2003	UBS AG 1.230% Due 04-28-03	7,400,000	7,395,196
4/29/2003	General Electric Capital Corp 1.250% Due 04-29-03	10,100,000	10,077,565
4/30/2003	UBS AG 1.280% Due 04-30-03	5,300,000	5,299,812
4/30/2003	United Parcel 1.140% Due 04-30-03	4,350,000	4,342,697
TOTAL MATURITIES		192,470,000	\$ 192,298,751

**City of Sacramento
TRANSACTION SUMMARY
CITY GENERAL POOL
POOL A
From 04-01-03 To 04-30-03**

<u>Trade Date</u>	<u>Security</u>	<u>Quantity</u>	<u>Total Cost</u>
Contributions			
4/1/2003	B Of A Cash		\$ 1,358,896
4/1/2003	Fidelity Fund For Pool A		570
4/1/2003	Fidelity Fund For Pool A		178
4/1/2003	Fidelity Fund For Pool A		212,875
4/1/2003	Fidelity Fund For Pool A		1,250
4/2/2003	B Of A Cash		6,108,342
4/2/2003	Fidelity Fund For Pool A		22
4/2/2003	Fidelity Fund For Pool A		98
4/2/2003	Fidelity Fund For Pool A		3
4/2/2003	Fidelity Fund For Pool A		5
4/2/2003	Fidelity Fund For Pool A		222,183
4/3/2003	B Of A Cash		7,281,845
4/3/2003	Fidelity Fund For Pool A		27
4/4/2003	B Of A Cash		4,004,959
4/4/2003	Fidelity Fund For Pool A		1,160
4/4/2003	Fidelity Fund For Pool A		-
4/7/2003	B Of A Cash		1,165,687
4/7/2003	Fidelity Fund For Pool A		67
4/7/2003	Fidelity Fund For Pool A		69
4/7/2003	Fidelity Fund For Pool A		2,486
4/7/2003	Fidelity Fund For Pool A		-
4/8/2003	B Of A Cash		2,237,955
4/8/2003	Fidelity Fund For Pool A		201,195
4/8/2003	Fidelity Fund For Pool A		287
4/8/2003	Fidelity Fund For Pool A		128
4/9/2003	B Of A Cash		1,385,979
4/9/2003	Fidelity Fund For Pool A		480
4/9/2003	Fidelity Fund For Pool A		112
4/9/2003	Fidelity Fund For Pool A		5,760
4/10/2003	B Of A Cash		3,320,650
4/10/2003	B Of A Cash		165,000
4/10/2003	Fidelity Fund For Pool A		270
4/10/2003	Fidelity Fund For Pool A		8,100
4/11/2003	B Of A Cash		2,260,159
4/11/2003	Fidelity Fund For Pool A		5,040
4/14/2003	B Of A Cash		436,567
4/15/2003	B Of A Cash		2,076,106
4/15/2003	B Of A Cash		301,232
4/15/2003	Fidelity Fund For Pool A		4,322
4/15/2003	Fidelity Fund For Pool A		4
4/15/2003	Fidelity Fund For Pool A		170,646
4/15/2003	Fidelity Fund For Pool A		14,709
4/16/2003	B Of A Cash		1,310,813
4/16/2003	B Of A Cash		1,885,000
4/17/2003	B Of A Cash		824,458
4/17/2003	Fidelity Fund For Pool A		276
4/17/2003	Fidelity Fund For Pool A		96,355
4/17/2003	Fidelity Fund For Pool A		1,316
4/17/2003	Fidelity Fund For Pool A		429

**City of Sacramento
TRANSACTION SUMMARY
CITY GENERAL POOL
POOL A
From 04-01-03 To 04-30-03**

<u>Trade Date</u>	<u>Security</u>	<u>Quantity</u>	<u>Total Cost</u>
4/18/2003	B Of A Cash		3,070,989
4/21/2003	B Of A Cash		1,431,158
4/21/2003	Fidelity Fund For Pool A		88
4/21/2003	Fidelity Fund For Pool A		5,290
4/22/2003	B Of A Cash		18,343,158
4/23/2003	B Of A Cash		2,033,335
4/23/2003	Fidelity Fund For Pool A		152
4/23/2003	Fidelity Fund For Pool A		2,829
4/24/2003	B Of A Cash		1,104,785
4/24/2003	Fidelity Fund For Pool A		12,037
4/24/2003	Fidelity Fund For Pool A		51,055
4/25/2003	B Of A Cash		998,910
4/25/2003	B Of A Cash		17,800
4/25/2003	Fidelity Fund For Pool A		300
4/25/2003	Fidelity Fund For Pool A		57
4/25/2003	Fidelity Fund For Pool A		220
4/25/2003	Fidelity Fund For Pool A		18,750
4/25/2003	Fidelity Fund For Pool A		2,470
4/28/2003	B Of A Cash		1,529,670
4/28/2003	Fidelity Fund For Pool A		3,500
4/29/2003	B Of A Cash		1,329,881
4/29/2003	Fidelity Fund For Pool A		1,874,850
4/30/2003	B Of A Cash		6,566
4/30/2003	Fidelity Fund For Pool A		806
4/30/2003	Fidelity Fund For Pool A		110
4/30/2003	Fidelity Fund For Pool A		4,794
TOTAL CONTRIBUTIONS			\$ 68,917,631

Withdrawals

4/1/2003	B Of A Cash		\$ 7,416,689
4/2/2003	B Of A Cash		660,989
4/2/2003	Fidelity Fund For Pool A		9,110,000
4/3/2003	B Of A Cash		982,014
4/4/2003	B Of A Cash		2,151,841
4/4/2003	B Of A Cash		40,000
4/7/2003	B Of A Cash		2,607,436
4/7/2003	Fidelity Fund For Pool A		1,640,543
4/7/2003	Fidelity Fund For Pool A		220,288
4/8/2003	B Of A Cash		2,599,242
4/9/2003	B Of A Cash		522,094
4/10/2003	B Of A Cash		717,757
4/11/2003	B Of A Cash		1,565,129
4/14/2003	B Of A Cash		1,460,710
4/14/2003	Fidelity Fund For Pool A		178,600
4/15/2003	B Of A Cash		7,242,183
4/16/2003	B Of A Cash		1,290,052
4/17/2003	B Of A Cash		3,842,723
4/17/2003	B Of A Cash		30,000
4/17/2003	Fidelity Fund For Pool A		236,807

City of Sacramento
TRANSACTION SUMMARY
CITY GENERAL POOL
POOL A
From 04-01-03 To 04-30-03

<u>Trade Date</u>	<u>Security</u>	<u>Quantity</u>	<u>Total Cost</u>
4/18/2003	B Of A Cash		3,936,148
4/21/2003	B Of A Cash		1,418,029
4/22/2003	B Of A Cash		830,506
4/23/2003	B Of A Cash		757,811
4/24/2003	B Of A Cash		4,881,412
4/24/2003	Fidelity Fund For Pool A		243,025
4/25/2003	B Of A Cash		1,346,653
4/25/2003	Fidelity Fund For Pool A		99,543
4/25/2003	Fidelity Fund For Pool A		83,665
4/25/2003	Fidelity Fund For Pool A		1,603,993
4/28/2003	B Of A Cash		2,682,384
4/28/2003	B Of A Cash		219,746
4/29/2003	B Of A Cash		7,771,174
4/30/2003	B Of A Cash		4,783,959
TOTAL WITHDRAWALS			\$ 75,173,143
TOTAL TRANSACTIONS		424,088,000	\$ 568,263,257

POOL A SUMMARIZED

Purchases and Contributions	\$ 277,910,883
Sales, Calls, Maturities, and Withdrawals	290,352,374
TOTAL TRANSACTIONS	\$ 568,263,257

City of Sacramento
TRANSACTION SUMMARY
Public Trust Mutual Fund
Ann Land/Bertha Henschel
From 04-01-03 To 04-30-03

<u>Trade Date</u>	<u>Security</u>	<u>Quantity</u>	<u>Total Cost</u>
Purchases			
4/1/2003	General Electric Co	3,000	\$ 76,710
TOTAL PURCHASES		3,000	\$ 76,710
Sales			
4/1/2003	3M Company	600	\$ 43,485
4/1/2003	U. S. Treasury Note 3.875% Due 02-15-13	220,000	216,150
4/29/2003	Bank of America Corp	500	33,125
TOTAL SALES		221,100	\$ 292,760
Contributions			
4/16/2003	Pfizer Inc	1,400	\$ 45,060
TOTAL CONTRIBUTIONS		1,400	\$ 45,060
Withdrawals			
4/16/2003	Pharmacia Corp	1,000	\$ 45,060
TOTAL WITHDRAWALS		1,000	\$ 45,060
TOTAL TRANSACTIONS		226,500	\$ 459,590
 PTMF SUMMARIZED			
Purchases and Contributions			\$ 121,770
Sales and Withdrawals			337,820
TOTAL TRANSACTIONS			\$ 459,590

City of Sacramento
TRANSACTION SUMMARY
Mutual Endowment Fund
Ethel Hart
From 04-01-03 To 04-30-03

<u>Trade Date</u>	<u>Security</u>	<u>Quantity</u>	<u>Total Cost</u>
Purchases			
4/1/2003	General Electric Co	1,100	\$ 28,138
TOTAL PURCHASES		1,100	\$ 28,138
Sales			
4/1/2003	3M Company	225	\$ 15,342
4/29/2003	Viacom Inc CL A	750	31,740
TOTAL SALES		975	\$ 47,083
TOTAL TRANSACTIONS		2,075	\$ 75,221
 <u>MFEHE SUMMARIZED</u>			
Purchases			\$ 28,138
Sales			47,083
TOTAL TRANSACTIONS			\$ 75,221

City of Sacramento
TRANSACTION SUMMARY
CADA Banking
From 04-01-03 To 04-30-03

<u>Trade Date</u>	<u>Security</u>	<u>Total Cost</u>
Contributions		
4/16/2003	Pool A - Cash	\$ 1,885,000
TOTAL CONTRIBUTIONS		\$ 1,885,000
Withdrawals		
4/4/2003	Pool A - Cash	\$ 40,000
4/17/2003	Pool A - Cash	30,000
4/28/2003	Pool A - Cash	219,746
TOTAL WITHDRAWALS		\$ 289,746
TOTAL TRANSACTIONS		\$ 2,174,746

CADA SUMMARIZED

Contributions	\$ 1,885,000
Withdrawals	289,746
TOTAL TRANSACTIONS	\$ 2,174,746

**City of Sacramento
TRANSACTION SUMMARY
SHRA Local Money
From 04-01-03 To 04-30-03**

<u>Trade Date</u>	<u>Security</u>	<u>Quantity</u>	<u>Total Cost</u>
POOL D			
Purchases			
4/1/2003	UBS AG 1.290% Due 04-02-03	2,713,000	\$ 2,712,903
4/2/2003	American General Finance Corp 1.220% Due 04-03-03	2,700,000	2,699,908
4/2/2003	UBS AG 1.230% Due 04-03-03	5,000,000	4,999,829
4/3/2003	UBS AG 1.250% Due 04-04-03	5,900,000	5,899,795
4/3/2003	Fannie Mae 1.190% Due 04-15-03	7,000,000	6,997,223
4/4/2003	Abbey Nat'l NA LL 1.230% Due 04-23-03	700,000	699,546
4/4/2003	UBS AG 1.220% Due 04-07-03	4,000,000	3,999,593
4/7/2003	UBS AG 1.230% Due 04-28-03	3,500,000	3,497,489
4/8/2003	General Electric Capital Corp 1.250% Due 04-11-03	3,000,000	2,999,717
4/9/2003	UBS AG 1.210% Due 04-10-03	6,300,000	6,299,788
4/10/2003	General Electric Capital Corp 1.240% Due 04-30-03	3,300,000	3,297,727
4/10/2003	UBS AG 1.240% Due 04-14-03	4,000,000	3,999,449
4/11/2003	General Electric Capital Corp 1.240% Due 05-01-03	2,700,000	2,698,140
4/14/2003	General Electric Capital Corp 1.250% Due 05-05-03	4,000,000	3,997,083
4/15/2003	UBS AG 1.370% Due 04-16-03	5,000,000	4,999,810
4/15/2003	Federal Home Loan Bank 1.200% Due 04-17-03	7,700,000	7,699,487
4/16/2003	UBS AG 1.230% Due 04-21-03	5,000,000	4,999,132
4/17/2003	Federal Home Loan Bank 1.140% Due 05-07-03	7,200,000	7,195,440
4/21/2003	UBS Finance 1.240% Due 05-06-03	5,000,000	4,997,417
4/22/2003	AIG Funding Inc 1.220% Due 04-23-03	3,000,000	2,999,898
4/22/2003	AIG Funding Inc 1.230% Due 05-08-03	2,000,000	1,998,907
4/22/2003	American Express 1.220% Due 05-02-03	2,200,000	2,199,254
4/22/2003	Fannie Mae 1.180% Due 05-21-03	7,854,000	7,846,534
4/23/2003	AIG Funding Inc 1.200% Due 04-24-03	3,785,000	3,784,874
4/24/2003	AIG Funding	4,000,000	3,999,867

**City of Sacramento
TRANSACTION SUMMARY
SHRA Local Money
From 04-01-03 To 04-30-03**

<u>Trade Date</u>	<u>Security</u>	<u>Quantity</u>	<u>Total Cost</u>
4/25/2003	1.200% Due 04-25-03 United Way	3,700,000	3,699,577
4/28/2003	1.030% Due 04-29-03 AIG Funding Inc	2,500,000	2,498,794
4/29/2003	1.240% Due 05-12-03 UBS AG	3,200,000	3,199,886
4/30/2003	1.280% Due 04-30-03 United Parcel SE	5,700,000	5,698,725
	1.150% Due 05-07-03		
TOTAL PURCHASES		122,652,000	\$ 122,615,793

Maturities

4/1/2003	General Electric Capital Corp 1.070% Due 04-01-03	550,000	\$ 549,657
4/1/2003	United Parcel 1.030% Due 04-01-03	1,250,000	1,249,249
4/2/2003	UBS AG 1.290% Due 04-02-03	2,713,000	2,712,903
4/3/2003	American General Finance Corp 1.220% Due 04-03-03	2,700,000	2,699,908
4/3/2003	General Electric Capital Corp 1.200% Due 04-03-03	6,000,000	5,995,600
4/3/2003	UBS AG 1.230% Due 04-03-03	5,000,000	4,999,829
4/4/2003	UBS AG 1.250% Due 04-04-03	5,900,000	5,899,795
4/7/2003	UBS AG 1.220% Due 04-07-03	4,000,000	3,999,593
4/8/2003	UBS AG 1.230% Due 04-08-03	4,000,000	3,998,087
4/9/2003	UBS FIANANCE BE 1.250% Due 04-09-03	5,150,000	5,143,384
4/9/2003	Fannie Mae 1.200% Due 04-09-03	1,800,000	1,799,280
4/10/2003	UBS AG 1.210% Due 04-10-03	6,300,000	6,299,788
4/11/2003	General Electric Capital Corp 1.250% Due 04-11-03	3,000,000	2,999,717
4/14/2003	UBS AG 1.240% Due 04-14-03	4,000,000	3,999,449
4/15/2003	Freddie Mac 1.140% Due 04-15-03	7,000,000	6,993,572
4/15/2003	Fannie Mae 1.190% Due 04-15-03	7,000,000	6,997,223
4/15/2003	GNMA POOL #277762 8.500% Due 10-15-19	96	95
4/16/2003	UBS AG 1.370% Due 04-16-03	5,000,000	4,999,810
4/17/2003	Federal Home Loan Bank 1.200% Due 04-17-03	7,700,000	7,699,487
4/21/2003	UBS AG	5,000,000	4,999,132

**City of Sacramento
TRANSACTION SUMMARY
SHRA Local Money
From 04-01-03 To 04-30-03**

<u>Trade Date</u>	<u>Security</u>	<u>Quantity</u>	<u>Total Cost</u>
4/22/2003	1.230% Due 04-21-03 General Electric Capital Corp	6,000,000	5,994,583
4/23/2003	1.250% Due 04-22-03 AIG Funding Inc	3,000,000	2,999,898
4/23/2003	1.220% Due 04-23-03 Abbey Nat'l NA LL	700,000	699,546
4/24/2003	1.230% Due 04-23-03 AIG Funding Inc	3,785,000	3,784,874
4/25/2003	1.200% Due 04-24-03 AIG Funding	4,000,000	3,999,867
4/28/2003	1.200% Due 04-25-03 UBS AG	3,500,000	3,497,489
4/29/2003	1.230% Due 04-28-03 United Way	3,700,000	3,699,577
4/30/2003	1.030% Due 04-29-03 General Electric Capital Corp	3,300,000	3,297,727
4/30/2003	1.240% Due 04-30-03 UBS AG	3,200,000	3,199,886
	1.280% Due 04-30-03		
TOTAL MATURITIES		<u>115,248,096</u>	<u>\$ 115,209,004</u>
<u>Contributions</u>			
4/2/2003	Nations Treasury Fund		\$ 5,000,000
4/10/2003	Nations Treasury Fund		1,000,000
4/22/2003	Nations Treasury Fund		1,200,000
4/22/2003	Nations Treasury Fund		7,846,784
4/24/2003	Nations Treasury Fund		243,025
4/25/2003	Nations Treasury Fund		99,543
4/25/2003	Nations Treasury Fund		83,665
TOTAL CONTRIBUTIONS			<u>\$ 15,473,016</u>
<u>Withdrawals</u>			
4/3/2003	Nations Treasury Fund		\$ 800,000
4/4/2003	Nations Treasury Fund		1,200,000
4/7/2003	Nations Treasury Fund		500,000
4/8/2003	Nations Treasury Fund		1,000,000
4/9/2003	Nations Treasury Fund		600,000
4/11/2003	Nations Treasury Fund		300,000
4/15/2003	Nations Treasury Fund		1,500,000
4/17/2003	Nations Treasury Fund		500,000
4/25/2003	Nations Treasury Fund		500,000
4/28/2003	Nations Treasury Fund		1,000,000
4/29/2003	Nations Treasury Fund		500,000
4/30/2003	Nations Treasury Fund		750,000
TOTAL WITHDRAWALS			<u>\$ 9,150,000</u>
TOTAL POOL D		<u>237,900,096</u>	<u>\$ 262,447,813</u>

City of Sacramento
TRANSACTION SUMMARY
 SHRA Local Money
 From 04-01-03 To 04-30-03

<u>Trade Date</u>	<u>Security</u>	<u>Quantity</u>	<u>Total Cost</u>
POOL J			
Withdrawals			
4/24/2003	Pool A - Cash		\$ 243,025
4/25/2003	Pool A - Cash		99,543
TOTAL WITHDRAWALS			\$ 342,567
TOTAL POOL J			\$ 342,567
POOL K			
Purchases			
4/9/2003	Fannie Mae 1.170% Due 05-08-03	4,200,000	\$ 4,196,041
TOTAL PURCHASES			\$ 4,196,041
Maturities			
4/9/2003	Fannie Mae 1.200% Due 04-09-03	4,200,000	\$ 4,198,320
TOTAL MATURITIES			\$ 4,198,320
TOTAL POOL K			\$ 8,394,361
POOL L			
Withdrawals			
4/25/2003	Pool A - Cash		\$ 83,665
TOTAL WITHDRAWALS			\$ 83,665
TOTAL POOL L			\$ 83,665
TOTAL TRANSACTIONS			\$ 271,268,406
 SHRA SUMMARIZED			
Purchases and Contributions			\$ 142,284,850
Maturities and Withdrawals			128,983,556
TOTAL TRANSACTIONS			\$ 271,268,406