



6

DEPARTMENT OF
PUBLIC WORKS

CITY OF SACRAMENTO
CALIFORNIA

CITY HALL
ROOM 207
915 I STREET
SACRAMENTO, CA
95814-2673

OFFICE OF THE DIRECTOR

916-449-5283

June 7, 1989

Budget and Finance/Transportation
and Community Development Committees

Honorable Members in Session:

SUBJECT: EVALUATION OF ONCE PER WEEK RESIDENTIAL STREET SWEEPING

SUMMARY

A Public Works Department analysis of the feasibility of increasing the frequency of residential street sweeping indicates that once per week sweeping would not be cost beneficial at this time. A recently completed "Customer Satisfaction Survey" revealed that 65% of the citizens are satisfied with their current street sweeping; and only 24% would be willing to pay for more frequent sweeping.

BACKGROUND

On November 9, 1988, the City Council asked staff to determine the feasibility of sweeping City streets once each week, on the same day, but after garden refuse is collected. The Director of Public Works requested authority to conduct a survey of our customers to ascertain their wishes in conjunction with the requested evaluation of increased sweeping. The City Council granted the Director the authorization to conduct the proposed survey.

A staff analysis of increasing street sweeping was conducted in several concomitant phases. One phase involved the "Customer Satisfaction Survey" conducted by J. D. Franz Research; another phase involved a telephone survey of the street sweeping practices of eight Northern California cities. The analysis also included a trip to Berkeley, Oakland and San Francisco, by Street Division personnel, where they explored the definitive street cleaning methods and operations of the three municipalities.

The result of the customer satisfaction survey and research of street sweeping practices are:

The satisfaction survey identifies a classic dichotomy; that is 52% of the responders indicated that the sweepers "don't come often enough," but only 12%-24% would be willing to pay for more frequent street sweeping. The operations research indicates that the City's residential street sweeping frequency is consistent with that of comparable Northern California cities (see Figure 1).

FIGURE 1 – NORTHERN CALIFORNIA STREET SWEEPING FREQUENCY

Government	Population	Miles of Street	Sweeping Frequency	Source of Funds
Berkeley	104,000	281	1 Time Per Month	Refuse Enterprise
Fresno	300,000	1,070	1 Time Per Month	Sanitation Service Fee
Oakland	350,000	1,100	1 Time Per Month	Surcharge on Garbage Bill
San Francisco	731,400	850	1 Time Per Week	Gas Tax
San Jose	738,700	2,143	1 Time Per Month	General Fund
Stockton	192,000	639	2 Times Per Month	General Fund
Sacramento City	350,000	1,150	1 Time Per Month	Garbage Bill

The City currently sweeps 850 miles (1,700 curb miles) of residential streets once per month. This sweeping is done by five Motor Sweeper Operators and one Equipment Operator; these employees use seven mechanical sweepers and one debris collection truck.

Once per week residential street sweeping would require the employment of ten additional employees and the purchase of seven new mechanical sweepers and two new trucks.

FINANCIAL DATA

An increase to once per week residential street sweeping would increase the proposed 1989-1990 Street Division Budget by \$2,434,520.

The budgetary increases are as follows:

Employee Services	\$ 421,090
Other Services and Supplies	895,200
Equipment	<u>1,002,300</u>
Subtotal	\$2,318,590
Franchise Fee	<u>115,930</u>
TOTAL	\$2,434,520

The cost of residential street sweeping is included in the monthly "garbage bill." The proposed 1989-90 budget reflects a \$9.67 proposed monthly fee for the collection of one 90-gallon garbage container; \$0.49 of this \$9.67 fee is the monthly cost of street sweeping.

This \$2,434,520 increase in budget would require a 12.78% increase to the currently proposed \$9.67 monthly garbage bill, thus increasing the \$9.67 to \$10.90; \$1.72 of this would be the new monthly cost of weekly street sweeping.

For details of the aforementioned cost, see attached Appendix A.

POLICY CONSIDERATIONS

To increase the frequency of residential street sweeping from once per month to once per week.


MBE/WBE

MBE/WBE efforts are not applicable to this report.


RECOMMENDATION

Staff recommends that residential street sweeping frequency remain at once per month. It is recommended that the Joint Committees concur with the staff recommendation not to increase residential street sweeping, and send this report to the City Council with a recommendation to approve the staff recommendation.


Respectfully submitted,


Reginald Young
Deputy Director of Public Works

Approved:


Melvin H. Johnson
Director of Public Works

Recommendation Approved:


Solon Wisham, Jr.
Assistant City Manager

June 7, 1989
All Districts

Contact Person:
Reginald Young, Deputy Director of Public Works
4495-5283

6

APPENDIX A

DETAILED BUDGET INPUT

Total Addition	\$2,434,520
<u>EMPLOYEE SERVICES</u>	421,090
1 Street Cleaning Supervisor	43,053
8 Motor Sweeper Operators (at \$42,582)	340,656
1 EO-1	37,381
<u>OTHER SERVICES AND SUPPLIES</u>	895,200
Equipment Rental of Mechanical Sweepers (\$5/Miles x 24,000 x 7 Each)	840,000
Rental of 1 Refuse Packer (25 Cubic Yards)	47,000
Annual Radio Maintenance (15 x \$60/Year Each)	900
Rental of 1 Pickup Truck (39 cents/Mile x 18,750 Miles)	7,300
<u>EQUIPMENT</u>	1,002,300
7 Mechanical Sweepers (\$125,000 Each)	875,000
1 Refuse Packer	97,000
14 Radios (\$1,350 Each)	18,900
1 Pickup Truck (1/2 Ton)	11,400
SUBTOTAL	\$2,318,590
FRANCHISE FEE (5% OF TOTAL)	<u>115,930</u>
TOTAL	\$2,434,520