



REPORT TO COUNCIL

City of Sacramento

915 I Street, Sacramento, CA 95814-2604
www. CityofSacramento.org

CONSENT
October 9, 2007

**Honorable Mayor and
Members of the City Council**

Title: August 2007 Monthly Investment Transactions Report

Location/Council District: Citywide

Recommendation: Receive and file

Contact: Lydia Abreu, Investment and Operations Manager, 808-5168; John Colville, 808-5168; Shirley Tupaz, Investment Operations Analyst, 808-5168

Presenters: None

Department: City Treasurer

Division: Investment & Operations

Organization No: 0900

Description/Analysis

Issue:

Chapter 749, Statutes of 1996, requires the City Treasurer to make a monthly investment transaction report to the City Council. This Monthly Investment Transaction Report fulfills that requirement for the month ended August 31, 2007.

Policy Considerations: None

Environmental Considerations:

Ongoing administrative and maintenance activities, which are not for purposes of a public works construction project do not constitute a "project" and are exempt from the California Environmental Quality Act (CEQA). CEQA Guidelines, Sections 15061 (b)(1), 15378 (b)(3).

Commission/Committee Action: None

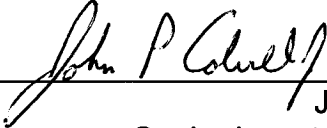
Rationale for Recommendation:

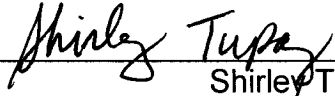
Reporting requirements as governed by Chapter 749, Statutes of 1996.

Financial Considerations: None

Emerging Small Business Development (ESBD):

Because this transaction does not involve the purchase of goods or services for the City, ESBD efforts are not applicable.

Respectfully Submitted by: 
John Colville
Senior Investment Officer

Respectfully Submitted by: 
Shirley Tupaz
Investment Operations Analyst

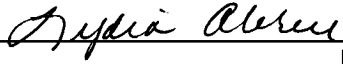
Approved by: 
Lydia Abreu
Investment and Operations Manager

Table of Contents:

Report	pg. 1
Attachments	
1 Background	pg. 3
2-13 Transaction Detail Report	pg. 4

Background Information:

Chapter 749, Statutes of 1996, was enacted (in addition to Chapter 783, Statutes of 1995) to help avoid a repeat of the December 1994 Orange County investment breakdown that resulted in investment losses for Orange County and other local government entities. This is the investment transaction report required and submitted to Council.

Chapter 749 has two main requirements. The first is that the City Council annually delegates authority to the City Treasurer to invest or reinvest City funds and to sell or exchange securities purchased for a period of one year. After the delegation of authority, the City Treasurer assumes full responsibility for all transactions until the delegation of authority is revoked or the one-year period expires. This delegation was made with the quarterly investment report for the period ended June 30, 2007.

The second requirement is for the City Treasurer to submit a monthly report of the transactions to the City Council. For informational purposes, we have taken this opportunity to include the transactions of all monies the Treasurer's Office invests in lieu of only the required Local Agency funds. The transactions for the month ended August 31, 2007 are attached as follows:

Attachment 1	Background	3
Attachment 2	Summary of Transactions	4
Attachment 3	City Investment Pool A	6
Attachment 4	The Ethel Macleod Hart Fund for Senior Citizens	12
Attachment 5	The Ann Land/Bertha Henschel Public Trust Mutual Fund	14
Attachment 6	George Clark Scholarship Trust Fund	16
	---- Outside Agency Funds ----	
Attachment 7	Sacramento Housing and Redevelopment Agency (SHRA)	18
Attachment 8-A	SCERS Fixed Portfolio	23
Attachment 8-B	SCERS Fixed Alternative Equity Income	25
Attachment 8-C	SCERS Large Capital Growth	26
Attachment 8-D	SCERS S & P / Barra Value	28
Attachment 8-E	SCERS Canada	30
Attachment 8-F	SCERS China	31
Attachment 8-G	SCERS EAFE	32
Attachment 8-H	SCERS Japan	33
Attachment 8-I	SCERS Latin America	34
Attachment 8-J	SCERS India	35
Attachment 9	Capitol Area Development Authority (CADA)	36
Attachment 10	United Way	37
Attachment 11	American River Flood Control District (ARFCD)	39
Attachment 12	The Natomas Basin Conservancy (TNBC)	40
Attachment 13	Sacramento Public Library Authority (SPLA)	41

**City of Sacramento
Summary of Transactions
August-07**

Attachment 2

Local Agency Funds:

	<u>Pool A</u>	<u>Ethel Hart F</u>	<u>Ethel Hart E</u>	<u>Public Trust F</u>	<u>Public Trust E</u>	<u>G. Clark Trust F</u>	<u>G. Clark Trust E</u>	<u>Total</u>
Purchases	\$ 195,928,777	\$ -	\$ -	\$ -	\$ 63,943	\$ -	\$ -	\$ 195,992,720
Sales	39,921,250	33,116	9,690	41,375	157,568	22,123	-	40,185,122
Maturities	158,402,918	-	-	-	-	31	-	158,402,949
Calls	-	-	-	-	-	-	-	-
Contributions	108,005,065	-	-	-	-	-	-	108,005,065
Withdrawals	109,023,808	-	-	2,530	3,393	1,471	24	109,031,226
Total	\$ 611,281,818	\$ 33,116	\$ 9,690	\$ 43,905	\$ 224,904	\$ 23,625	\$ 24	\$ 611,617,082

Outside Agency Funds:

Sacramento Housing & Redevelopment Agency (SHRA) Funds:

	<u>Pool D</u>	<u>Pool J</u>	<u>Pool L</u>	<u>Pool M</u>	<u>Pool N</u>	<u>Total</u>
Purchases	\$ 48,086,201	\$ -	\$ -	\$ -	\$ -	\$ 48,086,201
Sales	22,942,969	-	-	-	-	22,942,969
Maturities	25,857,187	-	-	-	-	25,857,187
Calls	2,000,000	-	-	-	-	2,000,000
Contributions	7,667,753	-	-	-	-	7,667,753
Withdrawals	14,400,000	24,154	124,261	11,187	30,815	14,590,417
Total	\$ 120,954,110	\$ 24,154	\$ 124,261	\$ 11,187	\$ 30,815	\$ 121,144,527

	<u>Pool Q</u>	<u>Pool R</u>	<u>Pool S</u>	<u>Pool T</u>	<u>Pool U</u>	<u>Pool V</u>	<u>Total</u>
Purchases	\$ -	\$ -	\$ -	\$ -	\$ -	\$ -	\$ -
Sales	-	-	-	-	-	-	-
Maturities	-	-	-	-	-	-	-
Calls	-	-	-	-	-	-	-
Contributions	-	-	-	-	-	-	-
Withdrawals	199,880	300,220	25,246	12,445	55,188	42,709	635,688
Total	\$ 199,880	\$ 300,220	\$ 25,246	\$ 12,445	\$ 55,188	\$ 42,709	\$ 635,688

Total SHRA **\$ 121,780,215**

**City of Sacramento
Summary of Transactions
August-07**

Attachment 2

Sacramento City Employees' Retirement System (SCERS) Funds:

	<u>Fixed</u>	<u>Fixed Alt Eqty</u>	<u>Large Cap</u>	<u>S&P Barra Value</u>	<u>Total</u>
Purchases	\$ 7,996,900	\$ 3,316,140	\$ 14,636,606	\$ 20,963,298	\$ 46,912,944
Sales	2,930,160	3,451,966	19,688,954	33,624,770	59,695,850
Expenses	2,103	-	-	-	2,103
Maturities	7,237,871	-	-	-	7,237,871
Calls	-	-	-	-	-
Contributions	-	-	-	-	-
Withdrawals	535,782	142,243	30,031	29,855	737,911
Total	\$ 18,702,816	\$ 6,910,349	\$ 34,355,591	\$ 54,617,923	\$ 114,586,679

	<u>International Portfolios</u>						<u>Total</u>
	<u>Canada</u>	<u>China</u>	<u>EAFE</u>	<u>Japan</u>	<u>Latin Am</u>	<u>India</u>	
Purchases	\$ -	\$ -	\$ -	\$ -	\$ -	\$ -	\$ -
Sales	-	-	3,490,634	-	-	1,576,829	5,067,463
Maturities	-	-	-	-	-	-	-
Calls	-	-	-	-	-	-	-
Contributions	-	-	-	-	-	-	-
Withdrawals	-	5,632	108	156	1,491	838	8,225
Total	\$ -	\$ 5,632	\$ 3,490,742	\$ 156	\$ 1,491	\$ 1,577,667	\$ 5,075,688

Total SCERS \$ 119,662,367

Capitol Area Development Authority (CADA) Funds:

	<u>CADA</u>	<u>CADA-A</u>	<u>CADA-B</u>	<u>Total</u>
Purchases	\$ -	\$ -	\$ -	\$ -
Sales	-	-	-	-
Maturities	-	-	-	-
Calls	-	-	-	-
Contributions	553,000	-	-	553,000
Withdrawals	492,000	-	-	492,000
Total	\$ 1,045,000	\$ -	\$ -	\$ 1,045,000

All Others Funds:

	<u>United Way F</u>	<u>United Way E</u>	<u>Am. River</u>	<u>TNBC</u>	<u>SPLA</u>	<u>Total</u>
Purchases	\$ -	\$ -	\$ -	\$ -	\$ -	\$ -
Sales	20,545	276,664	-	-	-	297,209
Expenses	1,133	2,643	-	-	-	3,776
Maturities	-	-	-	-	-	-
Calls	-	-	-	-	-	-
Contributions	-	11,757	-	-	-	11,757
Withdrawals	-	11,757	500,000	-	1,750,000	2,261,757
Total	\$ 21,678	\$ 302,821	\$ 500,000	\$ -	\$ 1,750,000	\$ 2,574,499

GRAND TOTAL \$ 856,679,163

City of Sacramento
TRANSACTION SUMMARY
Pool A
City General Pool
From 08-01-07 To 08-31-07

Trade Date	Security	Quantity	Total Cost
<u>PURCHASES</u>			
8/14/2007	AIG Funding Inc 5.200% Due 08-17-07	2,900,000	\$ 2,898,743
8/21/2007	American General Finance Corp 4.950% Due 08-22-07	11,000,000	10,998,487
8/22/2007	American General Finance Corp 4.900% Due 08-23-07	700,000	699,905
8/24/2007	American General Finance Corp 4.900% Due 08-27-07	1,150,000	1,149,530
8/15/2007	American General Finance Corp 5.160% Due 08-28-07	15,200,000	15,171,677
8/13/2007	Bank of America CD 5.320% Due 11-13-07	20,000,000	20,000,000
8/7/2007	Bank of America CD 5.320% Due 08-29-07	4,200,000	4,199,915
8/21/2007	Bank of America CD 5.360% Due 11-19-07	4,700,000	4,700,000
8/17/2007	Bank of America Corp 5.350% Due 11-20-07	2,200,000	2,168,940
8/23/2007	Cargill Global Fund 5.480% Due 09-04-07	6,100,000	6,088,857
8/21/2007	Cargill Global Fund 5.490% Due 11-30-07	25,000,000	24,618,750
8/14/2007	Fannie Mae 5.160% Due 10-01-07	15,000,000	14,896,800
8/7/2007	Federal Farm Credit Bank 5.850% Due 08-08-12	5,000,000	4,997,500
8/14/2007	Federal Home Loan Bank 5.120% Due 11-07-07	5,000,000	4,939,556
8/14/2007	Federal Home Loan Bank 5.700% Due 05-17-12	10,000,000	9,986,000
8/15/2007	Federal Home Loan Bank 5.700% Due 05-17-12	5,000,000	4,993,000
8/10/2007	Federal Home Loan Bank 5.625% Due 05-08-12	3,500,000	3,495,800
8/30/2007	Federal Home Loan Bank 5.700% Due 05-17-12	5,000,000	4,996,900
8/27/2007	Federal Home Loan Bank 5.625% Due 06-14-12	2,100,000	2,095,758
8/16/2007	Freddie Mac 4.760% Due 03-28-08	14,660,000	14,225,803
8/6/2007	Freddie Mac 5.650% Due 05-23-12	3,100,000	3,098,140
8/14/2007	Oracle Corp 5.000% Due 01-15-11	5,000,000	4,956,750

**City of Sacramento
TRANSACTION SUMMARY
Pool A
City General Pool
From 08-01-07 To 08-31-07**

<u>Trade Date</u>	<u>Security</u>	<u>Quantity</u>	<u>Total Cost</u>
8/28/2007	Toyota Motor Credit Corp 5.050% Due 08-31-07	3,100,000	3,098,695
8/30/2007	Toyota Motor Credit Corp 5.250% Due 09-07-07	775,000	774,096
8/9/2007	UBS Americas Inc 5.530% Due 08-10-07	600,000	599,908
8/7/2007	UBS Finance 5.290% Due 08-08-07	5,000,000	4,999,265
8/13/2007	US Bank CD 5.320% Due 11-13-07	15,100,000	15,100,000
8/20/2007	US Bank CD 5.300% Due 10-19-07	5,980,000	5,980,000
TOTAL PURCHASES		197,065,000	\$ 195,928,777
<u>SALES</u>			
8/21/2007	U.S. Treasury Note 4.250% Due 11-30-07	25,000,000	\$ 24,932,969
8/16/2007	U.S. Treasury Note 4.875% Due 04-30-08	15,000,000	14,988,281
TOTAL SALES		40,000,000	\$ 39,921,250
<u>MATURITIES</u>			
8/1/2007	AIG Funding Inc 5.260% Due 08-01-07	2,500,000	\$ 2,499,269
8/17/2007	AIG Funding Inc 5.200% Due 08-17-07	2,900,000	2,898,743
8/14/2007	American General Finance Corp 5.135% Due 08-14-07	12,050,000	11,802,493
8/22/2007	American General Finance Corp 4.950% Due 08-22-07	11,000,000	10,998,487
8/23/2007	American General Finance Corp 4.900% Due 08-23-07	700,000	699,905
8/27/2007	American General Finance Corp 4.900% Due 08-27-07	1,150,000	1,149,530
8/28/2007	American General Finance Corp 5.160% Due 08-28-07	15,200,000	15,171,677
8/29/2007	Bank of America CD 5.320% Due 08-29-07	4,200,000	4,199,915
8/7/2007	Cargill Global Fund 5.260% Due 08-07-07	8,100,000	8,066,862
8/30/2007	Fannie Mae 3.410% Due 08-30-07	5,000,000	4,915,700

City of Sacramento
TRANSACTION SUMMARY
Pool A
City General Pool
From 08-01-07 To 08-31-07

Trade Date	Security	Quantity	Total Cost
8/15/2007	Federal Home Loan Bank 3.700% Due 08-15-07	15,000,000	14,959,500
8/15/2007	Federal Home Loan Bank 4.250% Due 08-15-07	5,400,000	5,357,502
8/13/2007	Freddie Mac 5.120% Due 08-13-07	25,000,000	24,683,556
8/29/2007	General Electric Capital Corp 5.140% Due 08-29-07	4,000,000	3,906,909
8/31/2007	Toyota Motor Credit Corp 5.050% Due 08-31-07	3,100,000	3,098,695
8/31/2007	U.S. Treasury Note 4.000% Due 08-31-07	8,000,000	7,995,000
8/10/2007	UBS Americas Inc 5.530% Due 08-10-07	600,000	599,908
8/8/2007	UBS Finance 5.290% Due 08-08-07	5,000,000	4,999,265
8/13/2007	US Bank CD 5.250% Due 08-13-07	25,000,000	25,000,000
8/14/2007	US Bank CD 5.250% Due 08-14-07	5,400,000	5,400,000
TOTAL MATURITIES		159,300,000	\$ 158,402,918

CONTRIBUTIONS

8/1/2007	B Of A Cash	\$ 5,121
8/2/2007	B Of A Cash	25,718
8/2/2007	B Of A Cash	191,156
8/3/2007	B Of A Cash	4,685,722
8/6/2007	B Of A Cash	837,223
8/7/2007	B Of A Cash	2,462,675
8/8/2007	B Of A Cash	8,484,774
8/9/2007	B Of A Cash	2,729,378
8/9/2007	B Of A Cash	553,000
8/10/2007	B Of A Cash	2,314,357
8/13/2007	B Of A Cash	346,988
8/14/2007	B Of A Cash	2,957,701
8/15/2007	B Of A Cash	231,328
8/15/2007	B Of A Cash	5,232,487
8/16/2007	B Of A Cash	500,632
8/17/2007	B Of A Cash	2,475,329
8/20/2007	B Of A Cash	1,393,441
8/21/2007	B Of A Cash	2,843,929
8/22/2007	B Of A Cash	3,759,657
8/23/2007	B Of A Cash	3,872,815
8/24/2007	B Of A Cash	1,910,892

City of Sacramento
TRANSACTION SUMMARY
Pool A
City General Pool
From 08-01-07 To 08-31-07

Trade Date	Security	Quantity	Total Cost
8/27/2007	B Of A Cash		582,988
8/28/2007	B Of A Cash		2,944,173
8/29/2007	B Of A Cash		7,727
8/30/2007	B Of A Cash		2,128,726
8/31/2007	B Of A Cash		5,307
8/1/2007	Fidelity Fund		760
8/1/2007	Fidelity Fund		651
8/1/2007	Fidelity Fund		623
8/1/2007	Fidelity Fund		461
8/1/2007	Fidelity Fund		64,344
8/1/2007	Fidelity Fund		7,187
8/1/2007	Fidelity Fund		45,075
8/1/2007	Fidelity Fund		3,125
8/2/2007	Fidelity Fund		328
8/3/2007	Fidelity Fund		3,721
8/13/2007	Fidelity Fund		9,500
8/14/2007	Fidelity Fund		592
8/14/2007	Fidelity Fund		1,309
8/14/2007	Fidelity Fund		71
8/14/2007	Fidelity Fund		23
8/14/2007	Fidelity Fund		330
8/14/2007	Fidelity Fund		24
8/14/2007	Fidelity Fund		802
8/14/2007	Fidelity Fund		3,895,570
8/14/2007	Fidelity Fund		61,668
8/14/2007	Fidelity Fund		22,120,980
8/14/2007	Fidelity Fund		156
8/14/2007	Fidelity Fund		5,632
8/14/2007	Fidelity Fund		108
8/14/2007	Fidelity Fund		1,491
8/14/2007	Fidelity Fund		838
8/15/2007	Fidelity Fund		767
8/15/2007	Fidelity Fund		249
8/15/2007	Fidelity Fund		295,273
8/15/2007	Fidelity Fund		19,750
8/15/2007	Fidelity Fund		11,200
8/17/2007	Fidelity Fund		2,050,000
8/20/2007	Fidelity Fund		180
8/20/2007	Fidelity Fund		41
8/20/2007	Fidelity Fund		4,053,873
8/21/2007	Fidelity Fund		40,423
8/21/2007	Fidelity Fund		101,623
8/21/2007	Fidelity Fund		32,338
8/21/2007	Fidelity Fund		11,103
8/21/2007	Fidelity Fund		20,211
8/21/2007	Fidelity Fund		9,290,940

City of Sacramento
TRANSACTION SUMMARY
Pool A
City General Pool
From 08-01-07 To 08-31-07

Trade Date	Security	Quantity	Total Cost
8/21/2007	Fidelity Fund		3,015,415
8/21/2007	Fidelity Fund		2,643,025
8/21/2007	Fidelity Fund		1,483,603
8/24/2007	Fidelity Fund		378
8/24/2007	Fidelity Fund		486
8/24/2007	Fidelity Fund		270
8/24/2007	Fidelity Fund		270
8/24/2007	Fidelity Fund		24,300
8/27/2007	Fidelity Fund		102,615
8/27/2007	Fidelity Fund		8,500
8/30/2007	Fidelity Fund		5,084,776
8/31/2007	Fidelity Fund		800
8/31/2007	Fidelity Fund		640
8/31/2007	Fidelity Fund		400
8/31/2007	Fidelity Fund		3,000
TOTAL CONTRIBUTIONS			\$ 108,005,065

WITHDRAWALS

8/1/2007	B Of A Cash		\$ 1,000,000
8/1/2007	B Of A Cash		9,016,246
8/2/2007	B Of A Cash		500,000
8/2/2007	B Of A Cash		2,667,399
8/3/2007	B Of A Cash		587,733
8/6/2007	B Of A Cash		1,434,396
8/7/2007	B Of A Cash		4,259,458
8/8/2007	B Of A Cash		1,069,284
8/9/2007	B Of A Cash		1,222,571
8/10/2007	B Of A Cash		3,296,757
8/13/2007	B Of A Cash		3,210,410
8/14/2007	B Of A Cash		750,000
8/14/2007	B Of A Cash		9,292,156
8/15/2007	B Of A Cash		1,204,483
8/16/2007	B Of A Cash		70,000
8/16/2007	B Of A Cash		852,438
8/17/2007	B Of A Cash		1,163,428
8/20/2007	B Of A Cash		760,999
8/21/2007	B Of A Cash		2,069,219
8/22/2007	B Of A Cash		1,330,705
8/23/2007	B Of A Cash		545,059
8/24/2007	B Of A Cash		267,000
8/24/2007	B Of A Cash		683,151
8/27/2007	B Of A Cash		1,834,833
8/28/2007	B Of A Cash		8,905,913
8/29/2007	B Of A Cash		3,839,853

City of Sacramento
TRANSACTION SUMMARY
Pool A
City General Pool
From 08-01-07 To 08-31-07

Trade Date	Security	Quantity	Total Cost
8/30/2007	B Of A Cash		883,768
8/31/2007	B Of A Cash		155,000
8/31/2007	B Of A Cash		10,236,447
8/3/2007	Fidelity Fund		35,357
8/3/2007	Fidelity Fund		10,879
8/3/2007	Fidelity Fund		35,357
8/3/2007	Fidelity Fund		2,736,750
8/7/2007	Fidelity Fund		318,016
8/15/2007	Fidelity Fund		5,011,909
8/17/2007	Fidelity Fund		523,200
8/22/2007	Fidelity Fund		7,880,870
8/22/2007	Fidelity Fund		2,948,167
8/23/2007	Fidelity Fund		639,734
8/23/2007	Fidelity Fund		24,154
8/23/2007	Fidelity Fund		124,261
8/28/2007	Fidelity Fund		2,296,140
8/28/2007	Fidelity Fund		1,595,488
8/29/2007	Fidelity Fund		319,298
8/29/2007	Fidelity Fund		5,182,723
8/30/2007	Fidelity Fund		5,078,442
8/31/2007	Fidelity Fund		1,154,358
TOTAL WITHDRAWALS			\$ 109,023,808
TOTAL TRANSACTIONS		396,365,000	\$ 611,281,818
SUMMARY			
Purchases and Contributions			\$ 303,933,842
Sales, Maturities and Withdrawals			307,347,976
TOTAL TRANSACTIONS			\$ 611,281,818

City of Sacramento
TRANSACTION SUMMARY
Ethel Hart (Fixed)
Mutual Endowment Fund
From 08-01-07 To 08-31-07

Trade Date	Security	Quantity	Total Cost
<u>SALES</u>			
8/16/2007	Southern Copper Corp Com	400	\$ 33,116
TOTAL SALES		400	\$ 33,116
TOTAL TRANSACTIONS		400	\$ 33,116
SUMMARY			
Purchases and Contributions			\$ -
Sales, Maturities and Withdrawals			33,116
TOTAL TRANSACTIONS			\$ 33,116

City of Sacramento
TRANSACTION SUMMARY
 Ethel Hart (Equity)
 Mutual Endowment Fund
 From 08-01-07 To 08-31-07

<u>Trade Date</u>	<u>Security</u>	<u>Quantity</u>	<u>Total Cost</u>
<u>SALES</u>			
8/16/2007	Ishares Tr Dj Us Energy	100	\$ 9,690
TOTAL SALES		100	\$ 9,690
TOTAL TRANSACTIONS		100	\$ 9,690
SUMMARY			
Purchases and Contributions			\$ -
Sales, Maturities and Withdrawals			9,690
TOTAL TRANSACTIONS			\$ 9,690

City of Sacramento
TRANSACTION SUMMARY
 Public Trust Mutual Fund (Fixed)
 Ann Land/Bertha Henschel
 From 08-01-07 To 08-31-07

<u>Trade Date</u>	<u>Security</u>	<u>Quantity</u>	<u>Total Cost</u>
<u>SALES</u>			
8/16/2007	Southern Copper Corp Com	500	\$ 41,375
TOTAL SALES		500	\$ 41,375
<u>WITHDRAWALS</u>			
8/31/2007	Pool A Cash		\$ 2,530
TOTAL WITHDRAWALS			\$ 2,530
TOTAL TRANSACTIONS		500	\$ 43,905
SUMMARY			
	Purchases and Contributions		\$ -
	Sales, Maturities and Withdrawals		43,905
TOTAL TRANSACTIONS			\$ 43,905

City of Sacramento
TRANSACTION SUMMARY
Public Trust Mutual Fund (Equity)
Ann Land/Bertha Henschel
From 08-01-07 To 08-31-07

Trade Date	Security	Quantity	Total Cost
<u>PURCHASES</u>			
8/16/2007	Altria Group Inc	500	\$ 32,650
8/16/2007	B & G Foods Inc New Cl A	2,500	31,293
TOTAL PURCHASES		3,000	\$ 63,943
<u>SALES</u>			
8/16/2007	Chevron Corporation	750	\$ 46,013
8/16/2007	Conocophillips Com	500	38,910
8/16/2007	Freeport-McMoran Cop & G Cl B	400	35,832
8/16/2007	Ishares Tr Dj Us Energy	350	36,813
TOTAL SALES		2,000	\$ 157,568
<u>WITHDRAWALS</u>			
8/31/2007	Pool A Cash		\$ 3,393
TOTAL WITHDRAWALS			\$ 3,393
TOTAL TRANSACTIONS		5,000	\$ 224,904
<u>SUMMARY</u>			
Purchases and Contributions			\$ 63,943
Sales, Maturities and Withdrawals			160,961
TOTAL TRANSACTIONS			\$ 224,904

City of Sacramento
TRANSACTION SUMMARY
George H. Clark (Fixed)
Scholarship Fund
From 08-01-07 To 08-31-07

Trade Date	Security	Quantity	Total Cost
<u>SALES</u>			
8/16/2007	Southern Copper Corp Com	250	\$ 22,123
TOTAL SALES		250	\$ 22,123
<u>MATURITIES</u>			
8/20/2007	GNMA2 POOL #2754 6.500% Due 05-20-29	30	\$ 31
TOTAL MATURITIES		30	\$ 31
<u>WITHDRAWALS</u>			
8/31/2007	Pool A Cash		\$ 1,471
TOTAL WITHDRAWALS			\$ 1,471
TOTAL TRANSACTIONS		280	\$ 23,625
SUMMARY			
	Purchases and Contributions		\$ -
	Sales, Maturities and Withdrawals		23,625
TOTAL TRANSACTIONS			\$ 23,625

City of Sacramento
TRANSACTION SUMMARY
 George H. Clark (Equity)
 Scholarship Fund
 From 08-01-07 To 08-31-07

<u>Trade Date</u>	<u>Security</u>	<u>Quantity</u>	<u>Total Cost</u>
<u>WITHDRAWALS</u>			
8/31/2007	Pool A Cash		\$ 24
TOTAL WITHDRAWALS			<u>\$ 24</u>
TOTAL TRANSACTIONS			<u>\$ 24</u>
 SUMMARY			
Purchases and Contributions			\$ -
Sales, Maturities and Withdrawals			<u>24</u>
TOTAL TRANSACTIONS			<u>\$ 24</u>

City of Sacramento
 TRANSACTION SUMMARY
 SHRA Local Money
 From 08-01-07 To 08-31-07

<u>Trade Date</u>	<u>Security</u>	<u>Quantity</u>	<u>Total Cost</u>
-------------------	-----------------	-----------------	-------------------

POOL D

PURCHASES

8/1/2007	AIG Funding Inc 5.280% Due 08-06-07	460,000	\$ 459,663
8/21/2007	American General Finance Corp 4.950% Due 08-22-07	228,000	227,969
8/15/2007	American General Finance Corp 5.160% Due 08-28-07	425,000	424,208
8/2/2007	Avon Cap Corp 5.280% Due 08-09-07	2,500,000	2,497,433
8/2/2007	Avon Cap Corp 5.300% Due 08-17-07	2,500,000	2,494,479
8/7/2007	Bank of America CD 5.320% Due 08-29-07	1,000,000	999,980
8/17/2007	Bank of America Corp 5.350% Due 11-20-07	2,700,000	2,661,881
8/21/2007	Cargill Global Fund 5.490% Due 11-30-07	18,000,000	17,725,500
8/17/2007	Fannie Mae 4.720% Due 01-18-08	5,000,000	4,899,044
8/10/2007	Federal Home Loan Bank 5.625% Due 05-08-12	800,000	799,040
8/31/2007	Federal Home Loan Bank 5.700% Due 05-17-12	3,000,000	2,997,270
8/29/2007	Toyota Motor Credit Corp 5.150% Due 08-30-07	1,000,000	999,857
8/9/2007	UBS Americas Inc 5.530% Due 08-10-07	800,000	799,877
8/13/2007	US Bank CD 5.320% Due 11-13-07	10,100,000	10,100,000

TOTAL PURCHASES

48,513,000 \$ 48,086,201

SALES

8/21/2007	U.S. Treasury Note 4.250% Due 11-30-07	18,000,000	\$ 17,946,875
8/16/2007	U.S. Treasury Note 4.875% Due 04-30-08	5,000,000	4,996,094

TOTAL SALES

23,000,000 \$ 22,942,969

City of Sacramento
TRANSACTION SUMMARY
 SHRA Local Money
 From 08-01-07 To 08-31-07

<u>Trade Date</u>	<u>Security</u>	<u>Quantity</u>	<u>Total Cost</u>
<u>CALLS</u>			
8/24/2007	Freddie Mac 4.875% Due 08-24-10	2,000,000	\$ 2,000,000
TOTAL CALLS		2,000,000	\$ 2,000,000
<u>MATURITIES</u>			
8/6/2007	AIG Funding Inc 5.280% Due 08-06-07	460,000	\$ 459,663
8/22/2007	American General Finance Corp 4.950% Due 08-22-07	228,000	227,969
8/28/2007	American General Finance Corp 5.160% Due 08-28-07	425,000	424,208
8/9/2007	Avon Cap Corp 5.280% Due 08-09-07	2,500,000	2,497,433
8/17/2007	Avon Cap Corp 5.300% Due 08-17-07	2,500,000	2,494,479
8/29/2007	Bank of America CD 5.320% Due 08-29-07	1,000,000	999,980
8/7/2007	Cargill Global Fund 5.260% Due 08-07-07	1,000,000	995,909
8/30/2007	Toyota Motor Credit Corp 5.150% Due 08-30-07	1,000,000	999,857
8/31/2007	U.S. Treasury Note 4.000% Due 08-31-07	6,000,000	5,957,812
8/10/2007	UBS Americas Inc 5.530% Due 08-10-07	800,000	799,877
8/13/2007	US Bank CD 5.250% Due 08-13-07	10,000,000	10,000,000
TOTAL MATURITIES		25,913,000	\$ 25,857,187
<u>CONTRIBUTIONS</u>			
8/8/2007	Local Agency Investment Fund, Pool D		\$ 500,000
8/2/2007	Nations Treasury Fund		5,000,000
8/8/2007	Nations Treasury Fund		2,019,338
8/23/2007	Nations Treasury Fund		124,261
8/23/2007	Nations Treasury Fund		24,154
TOTAL CONTRIBUTIONS			\$ 7,667,753

City of Sacramento
TRANSACTION SUMMARY
 SHRA Local Money
 From 08-01-07 To 08-31-07

<u>Trade Date</u>	<u>Security</u>	<u>Quantity</u>	<u>Total Cost</u>
<u>WITHDRAWALS</u>			
8/6/2007	Local Agency Investment Fund, Pool D		\$ 500,000
8/14/2007	Local Agency Investment Fund, Pool D		5,500,000
8/16/2007	Local Agency Investment Fund, Pool D		1,000,000
8/28/2007	Local Agency Investment Fund, Pool D		75,000
8/6/2007	Nations Treasury Fund		500,000
8/8/2007	Nations Treasury Fund		1,700,000
8/9/2007	Nations Treasury Fund		2,000,000
8/24/2007	Nations Treasury Fund		1,600,000
8/24/2007	Nations Treasury Fund		400,000
8/28/2007	Nations Treasury Fund		425,000
8/30/2007	Nations Treasury Fund		700,000
TOTAL WITHDRAWALS			\$ 14,400,000
TOTAL POOL D		99,426,000	\$ 120,954,110
<u>POOL J</u>			
<u>WITHDRAWALS</u>			
8/23/2007	Pool A Cash		\$ 24,154
TOTAL WITHDRAWALS			\$ 24,154
TOTAL POOL J			\$ 24,154
<u>POOL L</u>			
<u>WITHDRAWALS</u>			
8/23/2007	Pool A Cash		\$ 124,261
TOTAL WITHDRAWALS			\$ 124,261
TOTAL POOL L			\$ 124,261
<u>POOL M</u>			
<u>WITHDRAWALS</u>			
8/23/2007	Pool D Cash		\$ 11,187
TOTAL WITHDRAWALS			\$ 11,187
TOTAL POOL M			\$ 11,187

City of Sacramento
 TRANSACTION SUMMARY
 SHRA Local Money
 From 08-01-07 To 08-31-07

<u>Trade Date</u>	<u>Security</u>	<u>Quantity</u>	<u>Total Cost</u>
<u>POOL N</u>			
<u>WITHDRAWALS</u>			
8/23/2007	Pool D Cash		\$ 30,815
TOTAL WITHDRAWALS			\$ 30,815
TOTAL POOL N			\$ 30,815
<u>POOL Q</u>			
<u>WITHDRAWALS</u>			
8/23/2007	Pool D Cash		\$ 199,880
TOTAL WITHDRAWALS			\$ 199,880
TOTAL POOL Q			\$ 199,880
<u>POOL R</u>			
<u>WITHDRAWALS</u>			
8/23/2007	Pool D Cash		\$ 300,220
TOTAL WITHDRAWALS			\$ 300,220
TOTAL POOL R			\$ 300,220
<u>POOL S</u>			
<u>WITHDRAWALS</u>			
8/23/2007	Pool D Cash		\$ 25,246
TOTAL WITHDRAWALS			\$ 25,246
TOTAL POOL S			\$ 25,246
<u>POOL T</u>			
<u>WITHDRAWALS</u>			
8/23/2007	Pool D Cash		\$ 12,445
TOTAL WITHDRAWALS			\$ 12,445
TOTAL POOL T			\$ 12,445

City of Sacramento
 TRANSACTION SUMMARY
 SHRA Local Money
 From 08-01-07 To 08-31-07

<u>Trade Date</u>	<u>Security</u>	<u>Quantity</u>	<u>Total Cost</u>
<u>POOL U</u>			
<u>WITHDRAWALS</u>			
8/23/2007	Pool D Cash		\$ 55,188
TOTAL WITHDRAWALS			\$ 55,188
TOTAL POOL U			\$ 55,188
<u>POOL V</u>			
<u>WITHDRAWALS</u>			
8/23/2007	Pool D Cash		\$ 42,709
TOTAL WITHDRAWALS			\$ 42,709
TOTAL POOL V			\$ 42,709
TOTAL TRANSACTIONS		99,426,000	\$ 121,780,215
SUMMARY			
Purchases and Contributions			\$ 55,753,954
Sales, Maturities, Calls and Withdrawals			66,026,261
TOTAL TRANSACTIONS			\$ 121,780,215

**City of Sacramento
TRANSACTION SUMMARY
Fixed Bond
SCERS
From 08-01-07 To 08-31-07**

<u>Trade Date</u>	<u>Security</u>	<u>Quantity</u>	<u>Total Cost</u>
<u>PURCHASES</u>			
8/30/2007	Federal Home Loan Bank 5.700% Due 05-17-12	5,000,000	\$ 4,996,900
8/30/2007	Freddie Mac 5.650% Due 05-23-12	3,000,000	3,000,000
TOTAL PURCHASES		8,000,000	\$ 7,996,900
<u>SALES</u>			
8/30/2007	Proctor and Gamble - NC 6.875% Due 09-15-09	3,000,000	\$ 2,930,160
TOTAL SALES		3,000,000	\$ 2,930,160
<u>MATURITIES</u>			
8/15/2007	2484 Natomas Park Dr. 7.500% Due 07-01-12	3,982	\$ 3,982
8/15/2007	2660 W. Covell Blvd/West Davis Assoc 7.250% Due 08-01-12	6,253	6,253
8/15/2007	Alhambra Medical Building 7.000% Due 05-01-09	30,778	30,778
8/30/2007	Fannie Mae 3.410% Due 08-30-07	5,000,000	4,999,000
8/17/2007	Freddie Mac 5.000% Due 08-17-07	2,000,000	2,002,500
8/15/2007	GNMA POOL #150426 9.000% Due 05-15-16	90	99
8/15/2007	GNMA POOL #157445 9.000% Due 06-15-16	180	183
8/15/2007	GNMA POOL #164169 9.000% Due 06-15-16	6,152	6,058
8/15/2007	GNMA POOL #167166 9.500% Due 08-15-16	20	20
8/15/2007	GNMA POOL #208975 9.500% Due 03-15-17	79	80
8/15/2007	GNMA POOL #211421 9.500% Due 04-15-17	121	122
8/25/2007	GNMA POOL #256393 6.000% Due 09-01-36	34,985	34,870
8/15/2007	GNMA POOL #27166 9.000% Due 12-15-08	190	162
8/15/2007	GNMA POOL #320296 8.000% Due 03-15-22	371	364

**City of Sacramento
TRANSACTION SUMMARY
Fixed Bond
SCERS
From 08-01-07 To 08-31-07**

Trade Date	Security	Quantity	Total Cost
8/15/2007	GNMA POOL #329837 7.500% Due 11-15-22	11,161	10,990
8/15/2007	GNMA POOL #439515 7.000% Due 03-15-27	80	78
8/15/2007	GNMA POOL #450066 7.500% Due 12-15-26	30	30
8/15/2007	GNMA POOL #550718 5.000% Due 11-15-35	16,614	16,168
8/15/2007	GNMA POOL #648348 5.500% Due 10-15-35	90,292	89,981
8/15/2007	Granite Office Park 7.300% Due 09-01-08	27,423	27,423
8/2/2007	Walgreens Drugs/Adahi, Inc 6.500% Due 05-01-24	8,730	8,730
TOTAL MATURITIES		7,237,531	\$ 7,237,871
<u>EXPENSES</u>			
8/2/2007	Portfolio Investment Fees Payable		\$ 265
8/15/2007	Portfolio Investment Fees Payable		1,837
TOTAL EXPENSES			\$ 2,103
<u>WITHDRAWALS</u>			
8/31/2007	Pool A Cash		\$ 535,782
TOTAL WITHDRAWALS			\$ 535,782
TOTAL TRANSACTIONS		18,237,531	\$ 18,702,816
SUMMARY			
Purchases and Contributions			\$ 7,996,900
Sales, Maturities, Expenses and Withdrawals			10,705,916
TOTAL TRANSACTIONS			\$ 18,702,816

City of Sacramento
TRANSACTION SUMMARY
Fixed Alternative Equity Income
SCERS
From 08-01-07 To 08-31-07

Trade Date	Security	Quantity	Total Cost
<u>PURCHASES</u>			
8/31/2007	Carnival Corp Com	33,000	\$ 1,500,781
8/31/2007	Coca Cola Co Com	28,000	1,501,637
8/31/2007	Pg & E Corp	7,000	313,722
TOTAL PURCHASES		68,000	\$ 3,316,140
<u>SALES</u>			
8/31/2007	Dow Chem Co Com	70,000	\$ 3,129,588
8/31/2007	Surewest Communications	12,000	322,378
TOTAL SALES		82,000	\$ 3,451,966
<u>WITHDRAWALS</u>			
8/31/2007	Pool A Cash		\$ 142,243
TOTAL WITHDRAWALS			\$ 142,243
TOTAL TRANSACTIONS		150,000	\$ 6,910,349
<u>SUMMARY</u>			
	Purchases and Contributions		\$ 3,316,140
	Sales, Maturities, Expenses and Withdrawals		3,594,209
TOTAL TRANSACTIONS			\$ 6,910,349

**City of Sacramento
TRANSACTION SUMMARY
Large Cap Growth
SCERS
From 08-01-07 To 08-31-07**

Trade Date	Security	Quantity	Total Cost
<u>PURCHASES</u>			
8/29/2007	Barnes Group Inc Com	10,000	\$ 308,664
8/23/2007	Boeing Co Com	8,000	773,270
8/23/2007	Caterpillar Inc Del Com	20,000	1,522,870
8/16/2007	Citrix Systems Inc	30,000	960,978
8/29/2007	Dow Chem Co Com	5,000	211,087
8/16/2007	Ishares Tr Cons Goods Idx	20,000	1,187,612
8/17/2007	Ishares Tr Dj Us Energy	15,000	1,758,448
8/31/2007	Isis Pharmaceuticals Com	20,000	246,794
8/24/2007	Marvell Technology Group Ltd	20,000	319,298
8/9/2007	Procter & Gamble Co	8,000	527,579
8/17/2007	Procter & Gamble Co	10,000	649,648
8/17/2007	Research In Motion Ltd	2,500	540,070
8/16/2007	Ryanair Hldgs Plc Sponsored Adr	20,000	761,930
8/28/2007	Select Sector Spdr Tr Sbi Materials	30,000	1,154,358
8/29/2007	United Technologies	8,000	591,967
8/20/2007	Valero Energy Corp New Com	10,000	639,734
8/29/2007	Valero Energy Corp New Com	5,000	340,533
8/13/2007	Vmware Inc Cl A Com	100	2,900
8/14/2007	Vmware Inc Cl A Com	10,000	520,300
8/16/2007	Vmware Inc Cl A Com	10,000	549,853
8/16/2007	Waste Mgmt Inc Del Com	20,000	695,868
8/29/2007	Waste Mgmt Inc Del Com	10,000	372,843
TOTAL PURCHASES		291,600	\$ 14,636,606

SALES

8/9/2007	BHP Billiton Limited ADR	5,000	\$ 280,704
8/16/2007	BHP Billiton Limited ADR	18,000	1,010,535
8/16/2007	Barnes Group Inc Com	20,000	618,835
8/16/2007	Boeing Co Com	7,000	688,052
8/9/2007	Companhia Vale Do Rio Sponsored Adr	8,000	393,531
8/16/2007	Companhia Vale Do Rio Sponsored Adr	22,000	1,082,211
8/16/2007	Dow Chem Co Com	20,000	920,873
8/9/2007	Freeport-McMoran Cop & G Cl B	5,000	395,479
8/16/2007	Freeport-McMoran Cop & G Cl B	18,000	1,423,724
8/16/2007	Google Inc Cl A	5,100	2,652,575
8/9/2007	Halliburton Co	12,000	423,127
8/16/2007	Halliburton Co	38,000	1,339,903
8/9/2007	Ishares Tr Dj Financial Sector	13,000	1,423,890
8/9/2007	Ishares Tr Dj Us Energy	5,000	617,161
8/16/2007	Ishares Tr Dj Us Energy	10,000	1,234,322
8/9/2007	Rio Tinto PLC Sponsored ADR	2,000	608,157
8/16/2007	Rio Tinto PLC Sponsored ADR	4,000	1,216,313

**City of Sacramento
TRANSACTION SUMMARY
Large Cap Growth
SCERS
From 08-01-07 To 08-31-07**

<u>Trade Date</u>	<u>Security</u>	<u>Quantity</u>	<u>Total Cost</u>
8/9/2007	Statoil Asa Sponsored Adr	15,000	434,915
8/16/2007	Statoil Asa Sponsored Adr	45,000	1,304,745
8/16/2007	United Technologies	12,000	876,997
8/16/2007	Urs Corp New Com	15,000	742,906
TOTAL SALES		299,100	\$ 19,688,954
<u>WITHDRAWALS</u>			
8/31/2007	Pool A Cash		\$ 30,031
TOTAL WITHDRAWALS			\$ 30,031
TOTAL TRANSACTIONS		590,700	\$ 34,355,591
SUMMARY			
	Purchases and Contributions		\$ 14,636,606
	Sales, Maturities, Expenses and Withdrawals		19,718,985
TOTAL TRANSACTIONS			\$ 34,355,591

**City of Sacramento
TRANSACTION SUMMARY
S&P / Barra Value
SCERS
From 08-01-07 To 08-31-07**

Trade Date	Security	Quantity	Total Cost
<u>PURCHASES</u>			
8/10/2007	Bank New York Mellon Com	25,000	\$ 1,050,155
8/16/2007	Bank Of America Corp	20,000	974,292
8/10/2007	Countrywide Financial Com	20,000	537,808
8/10/2007	Federal Natl Mtg Assn Com	15,000	1,009,444
8/2/2007	Ishares Tr S&p500/Bar Val	4,000	318,016
8/17/2007	Ishares Tr S&p500/Bar Val	100,000	7,880,870
8/23/2007	Ishares Tr S&p500/Bar Val	20,000	1,595,488
8/24/2007	Ishares Tr S&p500/Bar Val	65,000	5,182,723
8/10/2007	JPMorgan Chase & Co	10,000	439,377
8/10/2007	Morgan Stanley Com New	15,000	916,279
8/10/2007	Pnc Bk Corp Com	15,000	1,058,845
TOTAL PURCHASES		309,000	\$ 20,963,298

SALES

8/9/2007	Air Prods & Chems Inc Com	12,000	\$ 1,001,075
8/9/2007	American Intl Group Com	7,500	523,024
8/15/2007	American Intl Group Com	7,500	523,024
8/15/2007	Countrywide Financial Com	20,000	537,808
8/9/2007	Emc Corp/Mass	25,000	492,277
8/15/2007	Emc Corp/Mass	25,000	492,277
8/9/2007	Freeport-McMoran Cop & G Cl B	10,000	840,450
8/9/2007	Halliburton Co	15,000	521,729
8/15/2007	Halliburton Co	15,000	521,729
8/9/2007	Ishares Tr S&p500/Bar Val	190,000	15,220,923
8/16/2007	Ishares Tr S&p500/Bar Val	54,000	4,325,947
8/31/2007	Ishares Tr S&p500/Bar Val	30,000	2,388,183
8/15/2007	JPMorgan Chase & Co	10,000	439,377
8/9/2007	Lauder Estee Cos Inc Cl A	10,000	474,918
8/15/2007	Lauder Estee Cos Inc Cl A	10,000	474,918
8/9/2007	Monsanto C0 New Com	7,000	446,402
8/15/2007	Monsanto C0 New Com	8,000	510,173
8/9/2007	Schlumberger Ltd	10,000	864,348
8/9/2007	Texas Instruments Inc	15,000	578,173
8/15/2007	Texas Instruments Inc	15,000	578,173
8/9/2007	Thermo Electron Corp Com	15,000	801,781
8/9/2007	Transocean Sedco Forex Inc	7,500	801,045
8/15/2007	Transocean Sedco Forex Inc	2,500	267,015
TOTAL SALES		521,000	\$ 33,624,770

City of Sacramento
TRANSACTION SUMMARY
S&P / Barra Value
SCERS
From 08-01-07 To 08-31-07

Trade Date	Security	Quantity	Total Cost
<u>WITHDRAWALS</u>			
8/31/2007	Pool A Cash		\$ 29,855
TOTAL WITHDRAWALS			<u>\$ 29,855</u>
TOTAL TRANSACTIONS		<u>830,000</u>	<u>\$ 54,617,923</u>
SUMMARY			
Purchases and Contributions			\$ 20,963,298
Sales, Maturities, Expenses and Withdrawals			<u>33,654,625</u>
TOTAL TRANSACTIONS			<u>\$ 54,617,923</u>

City of Sacramento
TRANSACTION SUMMARY
Canada
SCERS
From 08-01-07 To 08-31-07

<u>Trade Date</u>	<u>Security</u>	<u>Quantity</u>	<u>Total Cost</u>
-----------------------	-----------------	-----------------	-----------------------

No transactions were found.

City of Sacramento
TRANSACTION SUMMARY
China
SCERS
From 08-01-07 To 08-31-07

Trade Date	Security	Quantity	Total Cost
<u>WITHDRAWALS</u>			
8/31/2007	Pool A Cash		\$ 5,632
TOTAL WITHDRAWALS			\$ 5,632
TOTAL TRANSACTIONS			<u>\$ 5,632</u>
 SUMMARY			
Purchases and Contributions			\$ -
Sales, Maturities, Expenses and Withdrawals			<u>5,632</u>
TOTAL TRANSACTIONS			<u>\$ 5,632</u>

City of Sacramento
TRANSACTION SUMMARY
EAFE
SCERS
From 08-01-07 To 08-31-07

<u>Trade Date</u>	<u>Security</u>	<u>Quantity</u>	<u>Total Cost</u>
<u>SALES</u>			
8/16/2007	Rio Tinto PLC Sponsored ADR	11,300	\$ 3,490,634
TOTAL SALES		11,300	\$ 3,490,634
<u>WITHDRAWALS</u>			
8/31/2007	Pool A Cash		\$ 108
TOTAL WITHDRAWALS			\$ 108
TOTAL TRANSACTIONS		11,300	\$ 3,490,742
SUMMARY			
	Purchases and Contributions		\$ -
	Sales, Maturities, Expenses and Withdrawals		3,490,742
TOTAL TRANSACTIONS			\$ 3,490,742

City of Sacramento
TRANSACTION SUMMARY
 Japan
 SCERS
 From 08-01-07 To 08-31-07

<u>Trade Date</u>	<u>Security</u>	<u>Quantity</u>	<u>Total Cost</u>
<u>WITHDRAWALS</u>			
8/31/2007	Pool A Cash		\$ 156
TOTAL WITHDRAWALS			<u>\$ 156</u>
TOTAL TRANSACTIONS			<u>\$ 156</u>
SUMMARY			
Purchases and Contributions			\$ -
Sales, Maturities, Expenses and Withdrawals			<u>156</u>
TOTAL TRANSACTIONS			<u>\$ 156</u>

City of Sacramento
TRANSACTION SUMMARY
Latin America
SCERS
From 08-01-07 To 08-31-07

Trade Date	Security	Quantity	Total Cost
<u>WITHDRAWALS</u>			
8/31/2007	Pool A Cash		\$ 1,491
TOTAL WITHDRAWALS			<u>\$ 1,491</u>
TOTAL TRANSACTIONS			<u>\$ 1,491</u>
SUMMARY			
Purchases and Contributions			\$ -
Sales, Maturities, Expenses and Withdrawals			<u>1,491</u>
TOTAL TRANSACTIONS			<u>\$ 1,491</u>

City of Sacramento
TRANSACTION SUMMARY
India
SCERS
From 08-01-07 To 08-31-07

<u>Trade Date</u>	<u>Security</u>	<u>Quantity</u>	<u>Total Cost</u>
<u>SALES</u>			
8/16/2007	India Fd Inc Com	37,000	\$ 1,576,829
TOTAL SALES		37,000	\$ 1,576,829
<u>WITHDRAWALS</u>			
8/31/2007	Pool A Cash		\$ 838
TOTAL WITHDRAWALS			\$ 838
TOTAL TRANSACTIONS		37,000	\$ 1,577,667
SUMMARY			
	Purchases and Contributions		\$ -
	Sales, Maturities, Expenses and Withdrawals		1,577,667
TOTAL TRANSACTIONS			\$ 1,577,667

City of Sacramento
TRANSACTION SUMMARY
CADA
From 08-01-07 To 08-31-07

Trade Date	Security	Quantity	Total Cost
<u>CADA BANKING</u>			
<u>CONTRIBUTIONS</u>			
8/9/2007	Pool A Cash		\$ 553,000
TOTAL CONTRIBUTIONS			<u>\$ 553,000</u>
<u>WITHDRAWALS</u>			
8/16/2007	Pool A Cash		\$ 70,000
8/24/2007	Pool A Cash		267,000
8/31/2007	Pool A Cash		155,000
TOTAL WITHDRAWALS			<u>\$ 492,000</u>
TOTAL CADA BANKING			<u>\$ 1,045,000</u>
<u>CADA A - Tax Exempt</u>			
No transactions were found.			
<u>CADA B - Taxable</u>			
No transactions were found.			
TOTAL TRANSACTIONS			<u>\$ 1,045,000</u>
SUMMARY			
Purchases and Contributions			\$ 553,000
Sales, Maturities and Withdrawals			<u>492,000</u>
TOTAL TRANSACTIONS			<u>\$ 1,045,000</u>

City of Sacramento
TRANSACTION SUMMARY
United Way (Fixed)
From 08-01-07 To 08-31-07

Trade Date	Security	Quantity	Total Cost
<u>SALES</u>			
8/16/2007	Southern Copper Corp Com	250	\$ 20,545
TOTAL SALES		250	\$ 20,545
<u>EXPENSES</u>			
8/3/2007	After Fee Performance Expense Accounts		\$ 1,133
TOTAL EXPENSES			\$ 1,133
TOTAL TRANSACTIONS		250	\$ 21,678
SUMMARY			
	Purchases and Contributions		\$ -
	Sales, Maturities, Expenses and Withdrawals		21,678
TOTAL TRANSACTIONS			\$ 21,678

**City of Sacramento
TRANSACTION SUMMARY
United Way (Equity)
From 08-01-07 To 08-31-07**

<u>Trade Date</u>	<u>Security</u>	<u>Quantity</u>	<u>Total Cost</u>
<u>SALES</u>			
8/16/2007	BHP Billiton Limited ADR	800	\$ 44,080
8/16/2007	Chevron Corporation	525	35,774
8/16/2007	Conocophillips Com	525	34,562
8/16/2007	Freeport-McMoran Cop & G Cl B	550	38,789
8/16/2007	Ishares Tr Dj Us Energy	400	43,640
8/16/2007	Lauder Estee Cos Inc Cl A	600	28,152
8/16/2007	Petroleo Brasileiro SA Sponsored ADR	400	21,376
8/16/2007	Rio Tinto PLC Sponsored ADR	100	30,291
TOTAL SALES		3,900	\$ 276,664
<u>EXPENSES</u>			
8/3/2007	After Fee Performance Expense Accounts		\$ 2,643
TOTAL EXPENSES			\$ 2,643
<u>CONTRIBUTIONS</u>			
8/22/2007	Anglo Amern Plc Adr	455	\$ 11,757
TOTAL CONTRIBUTIONS		455	\$ 11,757
<u>WITHDRAWALS</u>			
8/22/2007	Anglo Amern Plc Adr	455	\$ 11,757
TOTAL WITHDRAWALS		455	\$ 11,757
TOTAL TRANSACTIONS		4,810	\$ 302,821
SUMMARY			
	Purchases and Contributions		\$ -
	Sales, Maturities, Expenses and Withdrawals		302,821
TOTAL TRANSACTIONS			\$ 302,821

City of Sacramento
TRANSACTION SUMMARY
 American River Flood Control District
 From 08-01-07 To 08-31-07

Trade Date	Security	Quantity	Total Cost
<u>WITHDRAWALS</u>			
8/2/2007	Pool A Cash		\$ 500,000
TOTAL WITHDRAWALS			<u>\$ 500,000</u>
TOTAL TRANSACTIONS			<u>\$ 500,000</u>
SUMMARY			
Purchases and Contributions			\$ -
Sales, Maturities, Expenses and Withdrawals			<u>500,000</u>
TOTAL TRANSACTIONS			<u>\$ 500,000</u>

City of Sacramento
TRANSACTION SUMMARY
The Natomas Basin Conservancy
TNBC
From 08-01-07 To 08-31-07

<u>Trade</u> <u>Date</u>	<u>Security</u>	<u>Quantity</u>	<u>Total</u> <u>Cost</u>
-----------------------------	-----------------	-----------------	-----------------------------

No transactions were found.

City of Sacramento
TRANSACTION SUMMARY
 Sacramento Public Library Authority
 SPLA
 From 08-01-07 To 08-31-07

<u>Trade Date</u>	<u>Security</u>	<u>Quantity</u>	<u>Total Cost</u>
<u>WITHDRAWALS</u>			
8/1/2007	Pool A Cash		\$ 1,000,000
8/14/2007	Pool A Cash		750,000
TOTAL WITHDRAWALS			<u>\$ 1,750,000</u>
TOTAL TRANSACTIONS			<u>\$ 1,750,000</u>
 SUMMARY			
Purchases and Contributions			\$ -
Sales, Maturities and Withdrawals			<u>1,750,000</u>
TOTAL TRANSACTIONS			<u>\$ 1,750,000</u>